

# **MISSION TRAINING PLAN**

## **GROUND MAINTENANCE COMPANY, AVIATION SUPPORT BATTALION, HEAVY DIVISION, AOE**

**DECEMBER 2002**

**30-MTP**

Army Training and  
Headquarters  
Evaluation Program  
Army  
43-888-30-MTP

Department of the  
Washington, DC, 19 December 2002

**MISSION TRAINING PLAN**  
**GROUND MAINTENANCE COMPANY, AVIATION SUPPORT BATTALION,**  
**HEAVY DIVISION, AOE**  
**Table of Contents**

		Page.....
	Preface .....	iii
Chapter 1	Unit Training .....	1-1
	General .....	1-1
	Supporting Material .....	1-1
	Contents .....	1-2
	Missions .....	1-3
	Principles of Training .....	1-4
	Training Strategy .....	1-4
	Conducting Training .....	1-5
	Force Protection (Risk Management & Safety) .....	1-6
	Environmental Protection .....	1-20
	Evaluation .....	1-23
	Feedback .....	1-23
Chapter 2	Training Matrixes .....	2-1
	General .....	2-1
	Mission To Collective Tasks Matrix .....	2-1
Chapter 3	Mission Outline .....	3-1
	General .....	3-1
	Mission Outline .....	3-1
Chapter 4	Training Exercises .....	4-1
	General .....	4-1
	Field Training Exercise .....	4-1
	Situational Training Exercise .....	4-1

Safety .....4-2  
Visualization .....4-2

---

DISTRIBUTION RESTRICTION: Approved for public release; distribution is unlimited.

Chapter 5 Training and Evaluation Outlines .....5-1  
Introduction.....5-1  
Structure .....5-1  
Format .....5-1  
Use .....5-3

Chapter 6 External Evaluations.....6-1  
Introduction.....6-1  
Preparing the Evaluation.....6-1  
Selecting the Observer Controller .....6-12  
Training the Observer Controllers .....6-12  
Recording External Evaluation Information.....6-13  
Selecting and Training the OPFOR .....6-13  
Conducting the Evaluation.....6-17  
Conducting The After Action Review.....6-19

Appendix A Combined Arms Training Strategy.....A-1

Appendix B Army Universal Task List.....B-1

Glossary ..... Glossary-1

References ..... References-1

Questionnaire.....Questionnaire-1

## Chapter 1

### Unit Training

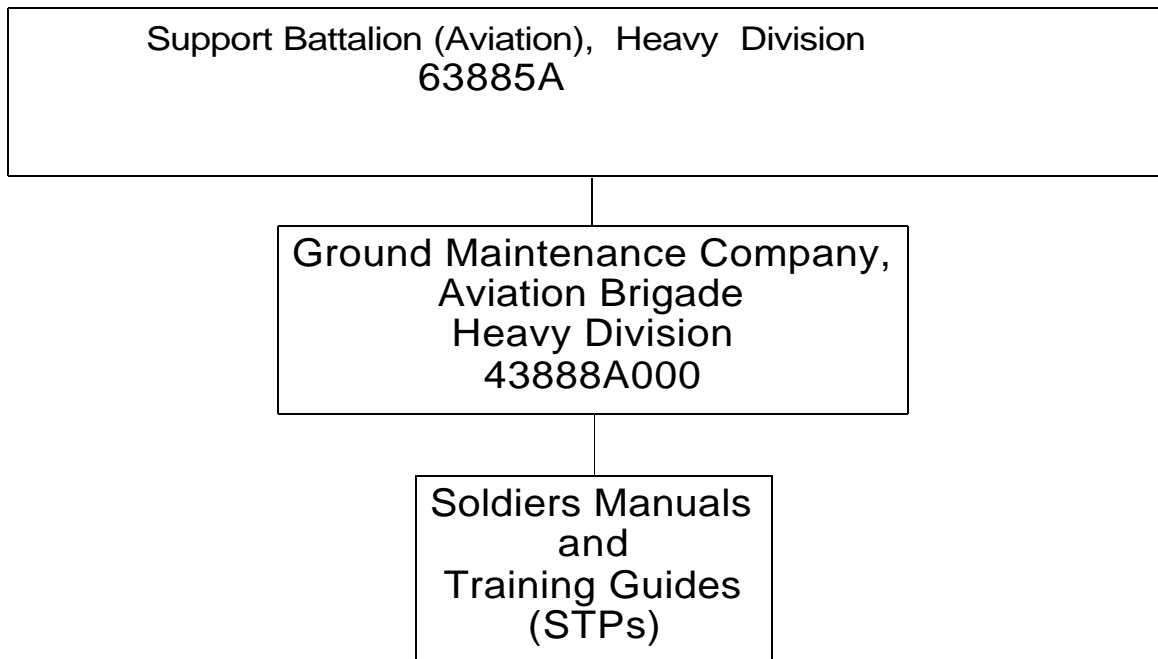
**1-1. GENERAL.** This mission training plan (MTP) provides the commander and leaders with guidance on how to train the key missions of the unit. The specific details of the unit's training program depend on the following factors:

- a. Unit's mission-essential task list (METL).
- b. Chain of command training directives and guidance.
- c. Training priorities of the unit.
- d. Availability of training resources and areas.

**1-2. SUPPORTING MATERIAL.** This MTP describes a critical mission-oriented unit training program that is part of the next higher echelon's training program. This unit's training program consists of:

- a. The ARTEP 63-885-MTP for the Support Battalion (Aviation), Heavy Division indicates the relationship of the next higher headquarters training program to the unit's training program.
- b. The soldier training publications (STPs), consisting of soldier's manuals (SMs) and trainer's guides (TGs) for each military occupational specialty (MOS) authorized in the table of organization and equipment (TOE) for the unit.
- c. The soldier's manuals of common tasks (SMCTs).

Figure 1, illustrates the relationship of these supporting publications.



**Figure 1. Supporting Publications**

**1-3. CONTENTS.** This MTP is organized into six chapters and two appendices:

a. Chapter 1, Unit Training, provides the explanation and organization of this MTP. This chapter explains how to use this MTP in establishing an effective training program.

b. Chapter 2, Training Matrix, shows the relationship between missions and collective tasks.

c. Chapter 3, Mission Outline, presents a graphic portrayal of the relationship between missions and their subordinate tasks.

d. Chapter 4, Training Exercises, consists of a field training exercise (FTX) and supporting situational training exercises (STXs). This chapter provides training information and a preconstructed scenario for each exercise. These exercises can serve as part of an internal or external evaluation and may be modified to suit the training needs of the unit.

e. Chapter 5, Training and Evaluation Outlines (T&EOs), provides the training and evaluation criteria for tasks that the unit must master to effectively

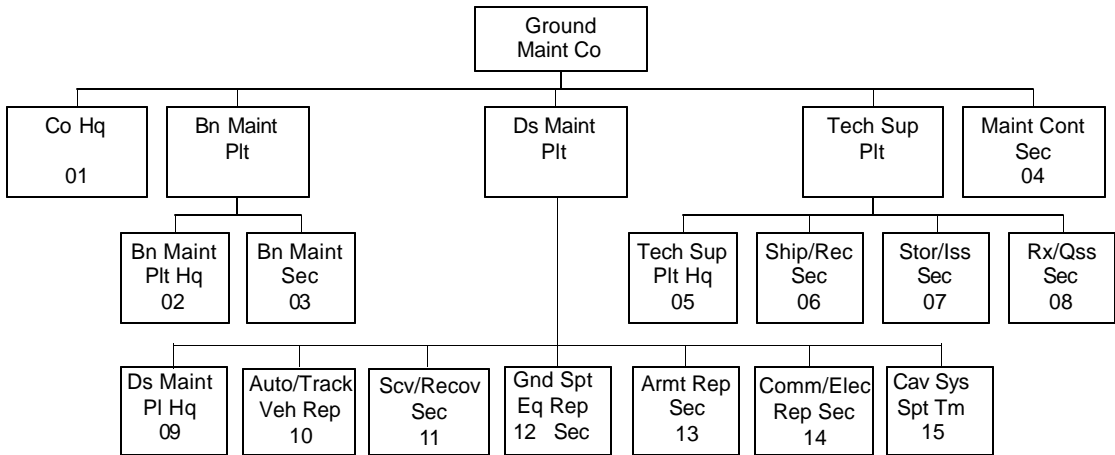
perform its mission. Each task has a training and evaluation outline that identifies task steps, performance measures, and individual and leader tasks. Selected combinations of missions and their tasks comprise the training exercises in Chapter 4. Note: Some task steps within the T&EO may require modifications based on the digitized or analog equipment available to your unit.

f. Chapter 6, External Evaluations, explains how to evaluate training and assess evaluation results. It includes sample worksheets, summary sheets, and evaluation scenarios.

g. Appendix A, Combined Arms Training Strategy, provides user information, a description of the training strategy, and a task template.

h. Appendix B, Army Universal Task List (AUTL) provides definitions and descriptions of each AUTL.

i. The unit organizational diagram is shown at Figure 1-1 below.



**Figure 1-1. Unit Organizational Relationship Diagram**

**1-4. MISSION.** This MTP concerns specified missions found in the TOE and implied missions that this unit must perform in order to accomplish the specified missions. The critical wartime mission; provide direct support maintenance and class IX supply support to the division aviation brigade. The commander may supplement these missions with his own. The following is a listing of missions for this unit:

a. Missions.

- (1) Deploy Unit to a New Theater of Operations.
- (2) Establish Unit Area of Operations.
- (3) Relocate Unit to a New Operating Site.
- (4) Defend Unit Area.
- (5) Provide Direct Support Maintenance and Class IX Supply Support.
- (6) Redeploy Unit to Home Station.

b. Each of these missions may be trained individually or jointly with other missions. Training is based on the criteria described in the T&EOs. Several T&EOs can be trained as an STX. Various combinations of STXs can be used to develop an FTX for the unit to practice its entire mission responsibility. Several STXs can be developed into an external evaluation designed by the next higher echelon to evaluate the unit's ability to perform multiple missions under stress in a realistic environment.

c. Leader tasks that support the unit's missions are trained through the Officer Foundation System (OFS) training, battle simulations, and execution of the unit's missions.

d. Individual tasks that support collective tasks are mastered by training to standards listed in the appropriate STP.

**1-5. PRINCIPLES OF TRAINING.** This MTP is based on the training principles found in FM 25-100 and FM 25-101. For further information, see Paragraph 1-7 below.

**1-6. TRAINING STRATEGY.** The training program developed and executed by a unit to train to standards in its critical missions is a component of the Army's Combined Arms Training Strategy (CATS). The purpose of the CATS is to provide direction and guidance on how the total Army trains and identifies the resources required to support that training. CATS provides the tools that enable the Army to focus and manage training in an integrated manner. Central to the CATS is a series of proponent-generated unit and institutional strategies that describe the training and training resources required to train to standard.

a. The unit training strategies central to CATS provide the commander with a descriptive "menu" for training reflecting that while there is an optimal way to train to standard, it is unlikely that all units in the Army have the exact mix of resources required to execute an optimal training strategy.

b. A unit's training strategy is composed of three separate training strategies. When integrated with the training tasks found in the MTP, they form a comprehensive and focused training strategy that allows the unit to train to standard. The elements of a unit's training strategy are:

(1) Combined Arms Training Strategy. CATS is intended to provide a set of recommended training frequencies for key training events in a unit and depict those resources required to support the training events.

(2) Gunnery Strategy. The gunnery strategy is built around weapon systems found in the unit, provides an annual training plan, and depicts resources required to support weapons training. Data for the gunnery strategy comes from the Standards in Training Commission (STRAC) manual or appropriate field manual (FM).

(3) Soldier Strategy. The soldier strategy provides an annual plan for training and maintaining skills at the individual level and lists the resources required to train a soldier.

c. A critical element in the unit training strategy is the identification of critical training gates. Critical training gates are defined as training events that must be conducted to standard before moving on to a more difficult or resource intensive training event or task. Training gates follow the crawl, walk, run training methodology. For instance, if the unit training strategy calls for conducting an FTX and a STX has been identified as a critical training gate for the FTX, the training tasks contained in the STX must be trained to standard prior to conducting the FTX. Standards for all tasks must be clearly defined so the trainer can assess the preparedness of his soldiers, or unit(s), to move on to more complex training events. The provision for critical training gates recognizes that the unit's METL and the commander's assessment of his unit's training status will determine the selection and timing of the collective training exercises in a specific unit's training strategy.

d. When developing the unit's training plan, the commander identifies the training tasks from the MTP required to train his METL.



**1-7. CONDUCTING TRAINING.** This MTP is designed to facilitate the planning, preparation, and conduct of unit training as explained in FM 25-100 and FM 25-101.

a. The commander assigns the missions and tasks for training based on his METL and the training guidance from the next higher headquarters. Trainers must plan and execute training in support of this guidance.

b. The commander reviews the mission outline in Chapter 3 to determine whether the FTX and STXs provided will support, or can be modified to support, the senior commander's guidance. If they do not support the guidance or need to be modified, refer to the matrix in Chapter 2. The matrix provides a listing of collective tasks that must be mastered to perform the mission.

c. The commander prioritizes the tasks that need training. He never has time to train everything. He must orient on the greatest challenges and most difficult sustainment skills.

d. The commander integrates training tasks into the training schedule by the following:

(1) List the tasks in the priority and frequency they need to be trained.

(2) Determine the amount of time required and how multi-echelon training can be used for the best results.

(3) Determine where the training can take place.

(4) Determine who is responsible for what. The leader of the element being trained must always be involved.

(5) Organize his requirements into blocks of time and training vehicles.

e. The commander must approve the list of tasks to be trained and schedule them on the unit-training schedule.

f. The commander must determine the equipment, supplies, personnel, facilities, and other resources needed to conduct the training.

g. The commander must keep subordinate leaders informed and oversee their training. The training standards must be rigidly enforced.

**1-8. FORCE PROTECTION (RISK MANAGEMENT and SAFETY).** Leaders must understand the importance of using risk management and safety programs in conserving combat power and resources. These are not add-on features to the decision-making process but rather fully integrated elements of planning and executing operations, to include training events. Factors which impact on the accidental losses experienced in operations include: an ever-changing operational environment; the effects of fast-paced, high operational tempo (OPTEMPO) and high personnel tempo (PERSTEMPO) on unit and human performance; equipment failure and support failure; and the effects of the physical environment. Training events may mimic some of the characteristics of a war time environment, and leaders will be challenged by the uncertainty, ambiguity, and friction which create both opportunities and hazards.

a. Risk management is the process of identifying, assessing, and controlling risks arising from operational factors and making decisions that balance risk costs with mission benefits. It is fundamental in developing confident and competent leaders and units. Risk is characterized by both the probability and severity of a potential loss that may result from hazards due to the presence of an enemy, an adversary, or some other hazardous condition. The risk management process acts to conserve combat power and resources. Managing risk requires educated judgement and professional competence. Risk management is a way to put more realism into training without paying the price in deaths, injuries, or damaged equipment. Both leaders and staff manage risk. The staff seeks to identify hazards associated with their areas of expertise, and recommend controls to reduce the risk. Leaders and individual soldiers become the assessors for ever-changing hazards such as those associated with environment (weather; visibility; contaminated items, air, water and soil), equipment readiness, individual and unit experience, and fatigue. Leaders advise the chain of command on risks and risk reduction measures. IAW FM 100-14, *Risk Management*, the basic principles that provide a framework for implementing the risk management processes are:

(1) Integrate risk management into mission planning, preparation, and execution. This requires the ongoing identification and assessment of hazards and risks. Leaders and staffs integrate control measures into plans and estimates and implement those controls continuously.

(2) Make decisions at the appropriate level in the chain of command. Leaders and subordinates are provided the guidance necessary to determine what level and types of risk are to be managed at what level of command.

(3) Accept no unnecessary risk. Commanders, at the appropriate level and with consideration of the impact of available controls, analyze the residual

risks against mission expectations. The commander alone accepts risks only if the benefits outweigh the potential costs or losses.

(4) Observe regulatory restrictions and guidelines. Risk controls required by law, such as life safety and fire protection codes, physical security, transport and disposal of hazardous materials, and storage of classified material, will be enforced.

b. Risk management is a five-step cyclic process that is easily integrated into the decision-making process outlined in FM 101-5. The five steps are:

(1) Identify Hazards. Identify the probable hazards for the missions. A hazard is an actual or potential condition where exposure to the hazard can result in injury, illness, or death to personnel; damage or loss of equipment or property; degradation to the mission. The factors of METT-TC provide a sound framework for identifying hazards.

(2) Assess Hazards. Examine each hazard in terms of the probability and the severity of the potential outcomes to determine the risk level that can result from exposure to the hazard. The end result is an estimate of risk from each hazard and an estimate of the overall risk from hazards that cannot be eliminated. The Hazard Probability Chart (Figure 1-2), Hazard Severity Chart (Figure 1-3), Risk Assessment Matrix (Figure 1-4), and Levels of Risk Chart (Figure 1-5) combine to form a tool for assessing hazards.

(a) Figure 1-2, Hazard Probability Chart, defines the terms used to describe how often an element of the unit is likely to experience a condition.

<b>FREQUENT (A) Occurs very often, continuously experienced</b>	
Single item	Occurs very often in service life. Expected to occur several times over duration of a specific mission or operation. Always occurs.
Fleet or inventory of items	Occurs continuously during a specific mission or operation, or over a service life.
Individual soldier	Occurs very often in career. Expected to occur several times during mission or operation. Always occurs.
All soldiers exposed	Occurs continuously during a specific mission or operation.
<b>LIKELY (B) Occurs several times</b>	
Single item	Occurs several times in service life. Expected to occur during a specific mission or operation.
Fleet or inventory of items	Occurs at a high rate, but experienced intermittently (regular intervals, generally often).
Individual soldier	Occurs several times in career. Expected to occur during a

	specific mission or operation.
All soldiers exposed	Occurs at a high rate, but experienced intermittently.
<b>OCCASIONAL (C) Occurs sporadically</b>	
Single item	Occurs sometimes in service life. May occur about as often as not during a specific mission or operation.
Fleet or inventory of items	Occurs several times in service life.
Individual soldier	Occurs sometimes in career. May or may not occur during a specific mission or operation.
All soldiers exposed	Occurs sporadically (irregularly, sparsely, or sometimes).
<b>SELDOM (D) Remotely possible; could occur at some time</b>	
Single item	Occurs in service life, but only remotely possible. Not expected to occur during a specific mission or operation.
Fleet or inventory of items	Occurs as isolated incidents. Possible to occur sometime in service life, but rarely. Usually does not occur.
Individual soldier	Occurs as isolated incident during a career. Remotely possible, but not expected to occur during a specific mission or operation.
All soldiers exposed	Occurs rarely within exposed population as isolated incidents.
<b>UNLIKELY (E) Can assume will not occur, but not impossible</b>	
Single item	Occurrence not impossible but can assume will almost never occur in service life. Can assume will not occur during a specific mission or operation.
Fleet or inventory of items	Occurs very rarely (almost never or improbable). Incidents may occur over service life.
Individual soldier	Occurrence not impossible but may assume will not occur in career or during a specific mission or operation.
All soldiers exposed	Occurs very rarely, but not impossible.

**Figure 1-2 Hazard Probability Chart**

(b) Figure 1-3, Hazard Severity Chart, defines the terms used to describe how great an impact the element suffers when it experiences a condition.

<b>HAZARD SEVERITY</b>	
<b>CATASTROPHIC (I)</b>	Loss of ability to accomplish the mission or mission failure. Death or permanent total disability (accident risk). Loss of major or mission-critical system or equipment. Major property (facility) damage. Severe environmental damage. Mission-critical security failure. Unacceptable collateral damage.
<b>CRITICAL (II)</b>	Significantly (severely) degraded mission capability or unit readiness. Permanent partial disability, total disability, temporary total disability exceeding 3 months time (accident risk). Extensive (major) damage to equipment or systems. Significant damage to property or the

	environment. Security failure. Significant collateral damage.
<b>MARGINAL (III)</b>	Degraded mission capability or unit readiness. Minor damage to equipment or systems, property, or the environment. Lost day due to injury or illness not exceeding 3 months (accident risk). Minor damage to property or the environment.
<b>NEGLIGIBLE (IV)</b>	Little or no adverse impact on mission capability. First aid or minor medical treatment (accident risk). Slight equipment or system damage, but fully functional and serviceable. Little or no property or environmental damage.

**Figure 1-3. Hazard Severity Chart**

(c) Figure 1-4, Risk Assessment Matrix, helps calculates the risk exposure the element experiences when a specific level of severity is encountered at a given frequency. The chart describes the intersection of information from the two preceding charts, Figure 1-2 and Figure 1-3.

<b>Risk Assessment Matrix</b>						
<b>SEVERITY</b> (see Figure 1-3)		<b>PROBABILITY</b> (see Figure 1-2)				
		<b>Frequent A</b>	<b>Likely B</b>	<b>Occasional C</b>	<b>Seldom D</b>	<b>Unlikely E</b>
<b>Catastrophic</b>	<b>I</b>	<b>E</b>	<b>E</b>	<b>H</b>	<b>H</b>	<b>M</b>
<b>Critical</b>	<b>II</b>	<b>E</b>	<b>H</b>	<b>H</b>	<b>M</b>	<b>L</b>
<b>Marginal</b>	<b>III</b>	<b>H</b>	<b>M</b>	<b>M</b>	<b>L</b>	<b>L</b>
<b>Negligible</b>	<b>IV</b>	<b>M</b>	<b>L</b>	<b>L</b>	<b>L</b>	<b>L</b>
<b>E</b> – Extremely High Risk <b>H</b> – High Risk			<b>M</b> – Moderate Risk <b>L</b> – Low Risk			

**Figure 1-4. Risk Assessment Matrix**

(d) Figure 1-5, Levels of Risk Chart, describes what impact the element experiences when the risk exposure found in Figure 1-4 is applied. The chart also provides descriptive examples of the level of risk.

<b>Levels of Risk</b>	
<p><b>E- Extremely High:</b> Loss of ability to accomplish the mission if hazards occur during the mission. A <i>frequent</i> or <i>likely</i> probability of <i>catastrophic</i> loss (IA or IB) or <i>frequent</i> probability of <i>critical</i> loss (IIIA) exists.</p>	<p><b>Example:</b> A commander finds that one of his implied tasks to relocate to a new site involves crossing a normally shallow riverbed. After looking at the factors of METT-TC, he discovers that 3 days of heavy rains have raised the water level to flood stage, with currents far in excess of his ability to safely ford the river. After review of the situation with his staff, he determines the accident risk is extremely high because of the likely probability and catastrophic severity of losing vehicles and killing soldiers. Other COAs must be developed.</p>
<p><b>H-High:</b> Significant degradation of mission capabilities in terms of the required mission standard, inability to accomplish all parts of the mission, or inability to complete the mission to standard is hazards occur during the mission. <i>Occasional</i> to <i>seldom</i> probability of catastrophic loss (IC or ID) exists. A <i>likely</i> to <i>occasional</i> probability exists of a <i>critical</i> loss (IIB or IIC) occurring. <i>Frequent</i> probability of <i>marginal</i> losses (IIIA) exists.</p>	<p><b>Example:</b> In preparation for a relocation to a new operating site, the advanced party provides intelligence indicating that the enemy presence and combat power is much greater than planning guidance allowed for. The new information results in revised casualty estimates of significant losses if his unit is ambushed enroute, and critical losses would be incurred if the unit engaged in prolonged contact. The original relocation plan has become a <i>high risk</i> situation. The commander and staff must seek higher headquarter guidance and develop other COAs.</p>
<p><b>M- Moderate:</b> Noticeable degradation of mission capabilities in terms of the required mission standard if hazards occur during the mission. An <i>unlikely</i> probability of <i>catastrophic</i> loss (IE) exists. The probability of a <i>critical</i> loss is <i>seldom</i> (IID). <i>Marginal</i> losses occur with a <i>likely</i> or <i>occasional</i> probability (IIIB or IIIC). A <i>frequent</i> probability of <i>negligible</i> (IVA) losses exists.</p>	<p><b>Example:</b> A commander has been directed to set up support operations in an industrial zone near an urban center. Travel time to perform support missions is increased due to local traffic. Instigators in the local populace have been pelting security forces with garbage, rocks and occasional molotov cocktails. Other units have had personnel suffer burns, cuts and occasional fractures. Leaders seem to be targeted more often. Roadblocks are regularly fabricated from building debris and burning tires. Fumes are major respiratory irritants. Otherwise, the instigators appear to have little to no access to weapons systems. Political considerations severely limit the military force that can be</p>

	exerted on the instigators. The commander realizes that the insurgents can cause <i>catastrophic</i> damage if bulk POL is fire bombed, but site access is highly <i>unlikely</i> given the facilities and security details available.
<p><b>L-Low:</b> Expected losses have little or no impact on accomplishing the mission. The probability of <i>critical</i> loss is <i>unlikely</i> (IIE), while that of <i>marginal</i> loss is <i>seldom</i> (IIID) or <i>unlikely</i> (IIIE). The probability of a <i>negligible</i> loss is <i>likely</i> or <i>less</i> (IVB through IVE).</p>	<p><b>Example:</b> The unit is relocating to a new operational area in a desert environment, and is overtaken by nightfall before reaching the objective area. The terrain is flat, open and the road network is in generally good condition. Visibility is good with clear skies, near full moon, and no obstruction. No enemy presence has been reported in the area. Troops are moderately rested, although some have been suffering flu-like symptoms. All drivers and most of the other unit personnel are well trained in the use of night vision devices. The commander estimates that it is unlikely that his unit will incur losses of critical severity by being surprised by enemy or lose critical manpower/equipment due to an accident. The commander estimates that the risk to his force in continuing a nighttime move is <i>low</i>.</p>

**Figure 1-5. Levels of Risk Chart**

(3) Develop Controls and Make Risk Decisions. Controls fall into three basic categories – educational controls, physical controls and avoidance. These controls must be effective, and to be effective they must be suitable, feasible, and acceptable. After the controls are developed and accepted, the leader determines the residual risk for each hazard and the cumulative effect of residual risks on the mission. Weigh the risk against the benefits of performing the operations and make the risk decision. Accept no unnecessary risks and make any residual risk decisions at the proper level of command. Apply the appendix from FM 100-14.

(4) Implement Controls. Integrate specific controls into plans, OPLANs, OPORDs, SOPs, and rehearsals. Communicate controls to the individual soldier, augmentation personnel to include personnel that are authorized contractors, Non Governmental Organizations (NGOs), Private Volunteer Organizations (PVOs), and media.

(5) Supervise and Evaluate. Ensure that subordinates understand how to execute risk controls, and supervise to ensure standards and controls are

enforced. Determine the effectiveness of controls in reducing the probability and effect of hazards. Develop the lessons learned, and disseminate the findings.

c. Safety also is a component of force protection. Safety protects the force and preserves resources through accident prevention and risk management. Commanders, leaders, and soldiers use risk assessment and management to tie force protection into the mission. Risk management assigns responsibility, institutionalizes the commander's review of operational safety, and leads to decision making at a level of command appropriate to the risk. The objective of safety is to help units protect combat power through accident prevention, which enables units to win fast and decisively with minimum losses. A good accident prevention program requires the ongoing review of unit operations and training during planning, preparation, execution, and follow-up to detect hazards and recommend controls and methods of preventing injury to personnel and damage to equipment and the environment. Eliminate hazards on a "worst first" basis. When safety is fully integrated in a unit, soldier errors, equipment breakdowns, and other negative effects are minimized. Performing to standard is one of the key steps in preventing accidents. Safety is an integral part of all combat operations and begins with readiness. Readiness depends on a unit's ability to perform its mission essential task list (METL) to standard. Readiness standards addressed during METL assessment are:

- (1) Soldiers with the self-discipline to consistently perform tasks to standard.
- (2) Leaders who are ready, willing, and able to enforce standards.
- (3) Training that provides skills needed for performing to standard.
- (4) Standards and procedures for task performance that are clear and practical.
- (5) Support for task performance, including equipment, personnel, maintenance, facilities, and service.

d. Safety demands involvement of the total chain of command in planning, preparing, executing, and evaluating training. The chain of command responsibilities include:

- (1) Commanders, who must:
  - (a) Seek optimum, not adequate, performance.



- (b) Specify the risk acceptable to accomplish the mission.
- (c) Select risk reductions provided by staff.
- (d) Accept or reject residual risk, based on the benefit to be derived.
- (e) Train and motivate leaders at all levels to effectively use risk management concepts.

(2) Staff, who must:

- (a) Assist the commander in assessing risks and developing risk reduction options for training.
- (b) Integrate risk controls in plans, orders, METL standards, and performance measures.
- (c) Eliminate unnecessary safety restrictions that diminish training effectiveness.
- (d) Assess safety performance during training; evaluate safety performance during after action reviews (AARs).

(3) Subordinate leaders, who must:

- (a) Apply consistently effective risk management concepts and methods to operations they lead.
- (b) Report risk issues beyond their control or authority to their superiors.

(4) Individual soldiers, who must:

- (a) Report unsafe conditions and act to correct the situation when possible.
- (b) Establish a buddy system to keep a safety watch on one another.
- (c) Take responsibility for personal safety.
- (d) Work as a team member.

(e) Modify their own risk behavior.

e. Accident prevention requires that units and individuals observe the following guidance:

- (1) Train for the task.
- (2) Beware of overconfidence.
- (3) Don't play around.
- (4) Be attentive, incorporate rest breaks, and avoid overtired status.
- (5) Check equipment and fully perform PMCS.
- (6) Use equipment and tools correctly.
- (7) Be physically capable for the task.
- (8) Know how to safely perform the task. Develop good habits.
- (9) Promote a safety conscious attitude.

f. Death, serious injury, damaged or destroyed equipment and the loss of mission capability may result if personnel fail to observe safety precautions. The first five areas listed below account for more than half of all Army accidents during combat and tactical operations. Potential safety hazards are found in, but are not limited to, the following areas:

(1) **Vehicle Operations.** Factors involve excessive speed, weather, traffic conditions, recklessness, fatigue, unfamiliarity with roads and untrained and inexperienced drivers. Ground guides are mandatory during movement in bivouac and assembly areas, when backing and during periods of limited visibility. Failure to correctly do preventive maintenance, especially for brakes and lights, contribute to accidents as well.

(2) **Sports and Recreation.** Drowning is the leading cause of fatalities in this category. Basketball and touch football are the largest contributors to injury, usually due to lack of supervision and playing by "combat rules". While these accidents typically are not severe, they do reduce the effectiveness of a soldier.

(3) **Material Handling.** These accidents occur when an object is too large or heavy to handle for the individual(s) attempting to move it, or when trying to move material when visibility is obstructed/impaired. Results include muscle and back injury, crushing of personnel and equipment, and miscellaneous damage to dropped loads. Additional injuries occur when steel banding, cut under tension, snaps free and whips into personnel. Leather gloves and face shields are required. Overconfidence in one's ability, a lack of planning and fatigue are contributing factors to accidents. Turn all vehicles off when loading, practice safe lift techniques (using the leg muscles not the back), and stay within load limits for MHE, slings, racks and platforms, and individual lift capabilities. Remove loose clothing, ID tags, and jewelry to prevent being dragged into moving parts. Hazardous materials must be so marked, the Material Safety Data Sheets (MSDS) readily available, and the Hazardous Release emergency plan be well rehearsed, to include communications of the danger.

(4) **Maintenance.** The accidents are as diverse as the tasks; failure to follow procedures, improper use of tools, personal fatigue, and prolonged exposure to hazardous conditions (exhausts, burns from contact with both hot and extremely cold surfaces, chemical products and fumes, high voltage, debris driven by compressed air, welding arc, jewelry caught in machinery) are common factors. Avoid electrical contact. Electricity is unlike most other dangers because it gives no warning, has no symptoms, and its effects are immediate. It can cause severe burns, unconsciousness, nerve and brain injury, and death. Remove power and prevent accidental reconnections before any maintenance is done on electrical equipment. Never initiate a rescue until all power is confirmed to be off.

(5) **Tactical Parachuting.** Poor parachute landing falls (PLFs) usually cause the injuries, but fatalities are often due to weather related loss of control.

(6) **Ammunition and Explosives.** Mishandling, disassembly, unauthorized use and improper storage of ammunition and explosives result in fewer but more fatalities per incident. This category includes explosive souvenirs taken from battlefields or ranges. Post training shakedown inspections are a must. Grenades have a killing radius that make it dangerous to both enemy and friendly forces; train and enforce standards.

(7) **Field Expedients.** The use of field expedient methods and materials are inherently more risky than standardized methods and approved materials. The need to consider them often traces back to inadequate planning or supply system problems. Be suspicious of shortcuts.

(8) Field Heaters, Stoves and Engines. Combustion systems must be shut off before refueling. Only authorized fuels should be provided and used. Improper use generates flash fires and poisonous accumulation of fumes. Carbon monoxide occurs in the exhaust fumes of burning heaters and internal combustion engines. A lethal, odorless, and colorless gas, carbon monoxide exposure produces symptoms of headaches, dizziness, loss of muscular control, sleepiness, and coma. Brain damage or death can result from heavy exposure. The chemical/biological mask will not protect you from carbon monoxide poisoning.

(9) POL and Solvent Storage and Handling. Petroleum, Oil and Lubricants (POL) handlers must be well trained and supervised to prevent catastrophic injury to both personnel and equipment, especially in storage and transfer operations. Static discharge grounding procedures must be rigorously applied. Fuel and solvents are flammable and caustic to skin and eyes, and toxic in the respiratory tract. Injuries include possible nerve damage, cancer, organ failure, birth defects as well as skin irritation and eye damage. Absolute adherence to environmentally sound disposal techniques is required. Protective Clothing and Equipment (PCE) must be issued and used while handling these products. Skin/eye protection is required. Avoid repeated/prolonged contact. Use only in well ventilated areas. Keep away from open flames or other sources of ignition. The flash point of dry cleaning solvent P-D 680 Type III is 138 degrees F. Clothing can become flammable if soaked with these products. Post FUEL FLAMMABLE / NO SMOKING signs around the area. Suitable fire extinguishers must be present. Vapors can be highly explosive in a confined space.

(10) Soldier Fatigue. Soldiers suffering from sleep loss experience various symptoms of fatigue, including decreased coordination, narrowed attention span, and reduced adherence to standards of performance. Sleep plans are essential, and sleep areas must be controlled to prevent soldiers from being crushed by moving vehicles or being poisoned by fumes from idling motors.

(11) Water Operations. Plan very carefully; the risk of drowning and equipment loss is very significant during water operations. Weak swimmers should be paired with strong ones and monitored closely. Equipment should be secured and floated, not carried by individuals, across the water. Float devices and safety lines further moderate risk.

(12) Weapons. Accidents with weapons frequently occur when cleaning or clearing weapons, entering or exiting vehicles, or running with loaded rifles. Guidance for weapons handling and loading must be provided and strictly enforced. Weapons not essential for the current mission should not be loaded.

(13) Weather-related Casualties. Unit effectiveness is lost quickly through weather-related casualties such as heat stroke, frostbite, and hypothermia. The seriousness of the injury is related to a combination of temperature, air velocity, duration of exposure, moisture and individual status. Snow blindness is a burn of the retina caused by ultra violet light reflected off snow, and similar effects may be experienced in desert environments. Operating vehicles in extreme environments requires additional preparation and modification of driving techniques. Instruct soldiers in awareness, prevention and first aid for weather-related injuries, and for constant assessment of changing conditions. Catastrophic losses may be experienced as a result of tornado, hurricane, thunderstorm and sheer winds. Individuals must seek shelter from flying debris, going to the lowest level possible within a structure or when out in the open. During electrical storms avoid wide open spaces, hills, isolated trees and towers, metal objects, power lines and wires, and water bodies.

(14) Electrical Shock. Death, injury and destruction of equipment are the potential results of electrical shock. Sources of electric shock range the gamut from static electricity, batteries, generator and communications equipment, power lines, and electrical storms. Cables, wires, antennas, metal objects, graphite, water and any wet material are good conductors of electricity. Fiberglass and rubber are good insulators. Use Ground Fault Circuit Interrupters (GFCI) and grounding rods designed and installed IAW the specific Technical Manual for the static discharge systems, generators, power distribution networks, and communication systems in use.

(15) Insects, Snakes and Poisonous Plants. Individual soldiers may experience significant discomfort and injury from adverse contact with wildlife. Death is possible, especially if the individual has an allergic reaction to the toxin. Each operational area will have its own specific threats, and the unit must coach its members to recognize, prevent contact and apply the appropriate first aid. Examples of threats include spiders, bees, wasps and hornets, snakes, scorpions, jelly fish, poison ivy, poison oak and poison sumac.

(16) Personal Hydration, Hygiene and Sanitation. Unit readiness is greatly dependent on individual soldier health, which requires observance of basic rules for fluid replacement and the prevention of germ transfer and incubation. Potable water only is used for drinking and personal washing. Handwash stations, with soap, must be available and used at communal latrines and before entering food service operations. Minor cuts and abrasions become major injuries if left unattended. Foot care is critical in wet-cold environments. Effective April 1998, the Surgeon General revised the fluid replacement guidelines as shown in Figure 1-6. Both minimum and maximum amounts are critical values; too much is as dangerous as too little.

g. Fratricide prevention is a component of force protection and is closely related to safety. Fratricide is the employment of weapons, with the intent to kill the enemy or destroy his equipment that results in unforeseen and unintentional death, injury, or damage to friendly personnel or equipment. Fratricide is, by definition, an accident. Risk assessment and management is the mechanism with which the incidence of fratricide can be controlled. The primary causes are:

(1) Direct Fire Control Plan Failures. These occur when units fail to develop defensive and, particularly, offensive fire control plans.

(2) Land Navigation Failures. These result when units stray out of sector, report wrong locations, and become disoriented.

(3) Combat Identification Failures. These failures include gunners or pilots being unable to distinguish thermal and optical signatures near the maximum range of their sighting systems; and units in proximity mistaking each other for the enemy under limited visibility conditions.

<b>Fluid Replacement Guidelines for Warm-Weather Training (Average Acclimated Soldier Wearing Hot-Weather BDU)</b>							
		<b>Easy Work</b>		<b>Moderate Work</b>		<b>Hard Work</b>	
<b>Heat Category</b>	<b>WBGT °F</b>	<b>Work/Rest*</b>	<b>Water Per Hour</b>	<b>Work/Rest*</b>	<b>Water Per Hour</b>	<b>Work/Rest*</b>	<b>Water Per Hour</b>
<b>1</b>	78-81.9	No Limit	0.5 qt	No Limit	0.75 qt	40/20 min	0.75 qt
<b>2</b>	82-84.9	No Limit	0.5 qt	50/10 min	0.75 qt	30/30 min	1 qt
<b>3</b>	85-87.9	No Limit	0.75 qt	40/20 min	0.75 qt	30/30 min	1 qt
<b>4</b>	88-89.9	No Limit	0.75 qt	30/30 min	0.75 qt	20/40 min	1 qt
<b>5</b>	≥ 90	50/10 min	1 qt	20/40 min	1 qt	10/50 min	1 qt
* Rest means minimal physical activity (sitting or standing) and should be accomplished in the shade if possible							
Note 1: The work/rest times and fluid replacement volumes will sustain performance and hydration for at least 4 hours of work in the specified heat category. Individual water needs will vary $\pm$ 0.25 quart per hour.							
Note 2: <b>CAUTION:</b> Hourly fluid intake should not exceed 1.5 quarts. Daily fluid intake should not exceed 12 quarts.							
Note 3: MOPP gear or body armor adds 10°F to Wet Bulb Globe Temperature (WBGT)							
<b>Examples:</b>							
<b>Easy Work</b>			<b>Moderate Work</b>			<b>Hard Work</b>	
Weapon Maintenance Walking hard surface at 2.5 mph, < 30 pound load Manual of arms Marksmanship training Drill and ceremony			Walking loose sand at 2.5 mph, no load Walking hard surface at 3.5 mph, < 40 pound load Calisthenics Patrolling Individual movement technique; i.e., low crawl, high crawl. Defensive position construction Field assaults			Walking hard surface at 3.5 mph, ≥ 40 pound load Walking loose sand at 2.5 mph, with load	
Note: Soldiers who are overweight, dieting, or have been past heat casualties are more prone to heat injuries. As a result, they must be identified and their activities must be closely monitored.							

**Figure 1-6. Fluid Replacement Guidelines**

(4) Inadequate Control Measures. Units fail to disseminate the minimum maneuver and fire support control measures necessary to tie control measures to recognizable terrain or events.

(5) Reporting Communication Failures. Units at all levels face problems in generating timely, accurate, and complete reports as locations and tactical situations change.

(6) Weapons Error. Lapses in individual discipline lead to gunnery errors, accidental discharges, mistakes with explosives and hand grenades, and similar incidents.

(7) Battlefield Hazards. Unexploded ordnance, unmarked or unrecorded minefields, family of scatterable mines (FASCAM), and booby traps litter the battlefield. Failure to mark, remove, record, or anticipate these hazards increases the risk of friendly casualties.

h. Fratricide results in unacceptable losses and increases the risk of mission failure. Fratricide undermines the unit's ability to survive and function. Units experiencing fratricide observe these consequences:

- (1) Loss of confidence in the unit leadership.
- (2) Increasing self-doubt among leaders.
- (3) Hesitation to use supporting combat systems.
- (4) Over supervision of units.
- (5) Hesitation to conduct night operations.
- (6) Loss of aggressiveness during fire and maneuver.
- (7) Loss of initiative.
- (8) Disrupted operations.
- (9) General degradation of cohesiveness, morale, and combat power.



**1-9. ENVIRONMENTAL PROTECTION.** Protection of natural resources is an ever-increasing concern to the Army. It is the responsibility of all unit leaders to decrease, and if possible, eliminate damage to the environment when conducting training. Use TC 5-400, *Unit Leaders Handbook for Environmental Stewardship*, as a reference. Environmental risk management parallels safety risk management and is based on the same philosophy as safety risk management. Environmental risk management consists of the following steps:

a. **Identify Hazards.** Identify potential sources for environmental degradation during analysis of mission, enemy, terrain, troops, time available, and civilian considerations (METT-TC) factors. This requires identification of environmental hazards. An environmental hazard is a condition with the potential for polluting air, soil, or water and/or destroying life forms or cultural and historical artifacts.

b. **Assess the Hazard.** Analyze potential severity of environmental degradation using environmental risk assessment matrixes such as the one found on the following page (Figure 1-7). Severity of environmental degradation is considered when determining the potential effect an operation will have on the environment. The risk impact value is defined as an indicator of the severity of environmental degradation. Quantify the risk to the environment resulting from the operation as extremely high, high, medium, or low, using the environmental risk assessment matrixes.

c. **Make Environmental Risk Decisions.** Make decisions and develop measures to reduce high environmental risks.

d. **Brief Chain of Command.** Brief the chain of command (to include the installation environmental office, if applicable) on proposed plans and pertinent high-risk environmental matrixes. Risk decisions are made at a level of command that corresponds to the degree of risk.

e. **Implement Controls.** Implement environmental protection measures by integrating them into plans, orders, SOPs, training performance standards, and rehearsals.

f. **Supervise.** Supervise and enforce environmental protection standards.

g. **Environmental damage has many wide-ranging consequences.** The complete success of the tactical mission depends on your environmental awareness. Leaders and soldiers must be aware of the ramifications of their actions on the environment, which, in turn, reflects upon the overall mission. Prevention of spills and improper disposal of hazardous waste is everyone's responsibility. Know the

proper procedures for preventing and reporting oil or fuel spills IAW the local unit SOP.

<b>Environmental Risk Assessment Matrix</b>						
Environmental area					Rating:	
Unit operations	Risk Impact					
Movement of heavy vehicle/systems	5	4	3	2	1	0
Movement of personnel and light vehicles/systems	5	4	3	2	1	0
Assembly area activities	5	4	3	2	1	0
Field maintenance of equipment	5	4	3	2	1	0
Garrison maintenance of equipment	5	4	3	2	1	0

**Environmental Risk Assessment Worksheet**

5-Severe 4-Heavy 3-Substantial 2-Modest 1-Slight 0-Undetectable

	Movement of heavy vehicles/systems	Movement of personnel and light systems	Assembly area activities	Field maintenance of equipment	Garrison maintenance of equipment	Risk rating
Air pollution						
Archeological and historical sites						
Hazardous material/waste						
Noise pollution						
Threatened/endangered species						
Water pollution						
Wetland protection						
Overall rating						

**Overall Environmental Risk Assessment Form**

Category	Range	Environmental Damage	Decision Maker
Low	0-58	Little or none	Appropriate level
Medium	59-117	Minor	Appropriate level
High	118-149	Significant	Division Cdr
Extremely High	150-175	Severe	MACOM Cdr

**Risk Categories**

**Figure 1-7. Environmental Risk Assessment Matrix**

**1-10. EVALUATION.** The T&EOs in Chapter 5 describe standards that must be met for each task.

a. Evaluations can be internal or external. Internal evaluations are conducted at all levels. They must be inherent in all training. External evaluations are usually more formal and are normally conducted by a headquarters two levels above the unit being evaluated. (See Chapter 6, External Evaluations.)

b. A critical weakness in training is failure to evaluate each task every time it is executed. The ARTEP concept is based on simultaneous training and evaluation. Too often, leaders do not practice continuous evaluation. Often, soldiers or small units are trained to perform a task to standard; then later, when they execute that task as part of an exercise, they execute it poorly or incorrectly and are not corrected. For this program to work, trainers and leaders must continually evaluate training during execution.

c. Leaders should emphasize direct, on-the-spot evaluations. Correcting poor performance during individual or small group training is easy to do. In higher-level exercises it is usually not feasible to do this with outside evaluators, but the opportunity for correction should not be overlooked. Plan AARs at frequent, logical intervals during the exercises (usually after the completion of a major subordinate task). This is a proven technique that allows you to correct performance shortcomings while they are still fresh in everyone's mind and prevents reinforcement of bad habits.

d. FM 25-101 provides detailed instructions for conducting an AAR and detailed guidance on coaching and critiquing during training.

**1-11. FEEDBACK.** Recommendations for improvement of this MTP are requested. Feedback will help to ensure that this MTP answers the training needs of units in the field and parallel requirements by training and combat developers. There is a questionnaire at the end of this MTP to make it easier to send recommendations and comments.

## CHAPTER 2

### Training Matrixes

**2-1. General.** The training Matrix assists the commander in planning the training of his unit's personnel.

**2-2. Mission to Collective Tasks Matrix.** This matrix (Figure 2-2) identifies the missions and their supporting collective tasks. The tasks are listed under the appropriate BOS, which are indicated by an **X** in the matrix. The BOS used in this matrix are defined in TRADOC Pam 11-9. A specific mission is trained by identifying collective tasks in the vertical column for the mission. Based on the proficiency of the unit, training is focused on operational weaknesses.

The mission identification table listed below (Figure 2-1) provides mission identification for the unit.

<b>Mission Identification Table</b>
<u>Mission Title</u>
<ul style="list-style-type: none"> <li>• Conduct DS Maintenance and Repair Parts Supply Support                             <ul style="list-style-type: none"> <li>• Defend Assigned Area (OD)</li> </ul> </li> <li>• Deploy Unit to a New Theater of Operations (OD)                             <ul style="list-style-type: none"> <li>• Establish Unit Area of Operations (OD)</li> <li>• Redeploy Unit to Home Station (OD)</li> </ul> </li> <li>• Relocate Unit to a New Operating Site (OD)</li> </ul>

Figure 2-1. Mission Identification Table.

	Collective Tasks	Conduct DS Maintenance and Repair	Defend Assigned AO	Deploy Unit to New Theater	Establish Unit AO	Redeploy to Home Station	Relocate Unit to a New Site
<b>Deploy/Conduct Maneuver</b>							
63-2-4002	Prepare Unit to Move			X		X	X
63-2-4003	Conduct Tactical Road March			X		X	X
63-2-4008	Perform Advance/Quartering Party Activities			X	X	X	X
63-2-4009	Occupy New Operating Site			X	X	X	X
63-2-4518	Set Up Unit Headquarters and Bivouac Areas				X		

ARTEP 43-888-30-MTP

Collective Tasks		Conduct DS Maintenance and Repair	Defend Assigned AO	Deploy Unit to New Theater	Establish Unit AO	Redeploy to Home Station	Relocate Unit to a New Site
63-2-4801	Perform Deployment Alert Activities			X			
63-2-4802	Perform Human Resources Predeployment Activities			X			
63-2-4803	Perform Predeployment Training Activities	X		X			
63-2-4804	Perform Predeployment Supply Activities	X		X			
63-2-4805	Prepare Vehicles and Equipment for Deployment	X		X		X	
63-2-4806	Perform Predeployment Supply Activities			X		X	
63-2-4807	Prepare Unit for Nontactical Move			X		X	
63-2-4808	Conduct Nontactical Road March			X		X	X
63-2-4809	Perform Sea Port of Embarkation Activities for Deployment			X			
63-2-4810	Perform Aerial Port of Embarkation Activities for Deployment			X			
63-2-4811	Perform Aerial Port of Debarkation Activities for Deployment			X			
63-2-4812	Perform Sea Port of Debarkation Activities for Deployment			X			
63-2-4814	Perform Redeployment Personnel and Administrative Actions	X				X	X
63-2-4816	Perform Redeployment Supply Activities	X				X	X

Collective Tasks		Conduct DS Maintenance and Repair	Defend Assigned AO	Deploy Unit to New Theater	Establish Unit AO	Redeploy to Home Station	Relocate Unit to a New Site
63-2-4817	Perform Redeployment Maintenance Activities	X				X	X
63-2-4818	Prepare Vehicles and Equipment for Redeployment	X				X	
63-2-4819	Perform Sea Port of Embarkation Activities for Redeployment					X	
63-2-4820	Perform Aerial Port of Embarkation Activities for Redeployment					X	
63-2-4821	Perform Aerial Port of Debarkation Activities for Redeployment					X	X
63-2-4822	Perform Home Station Activities			X		X	
63-2-4823	Perform Sea Port of Debarkation Activities for Redeployment					X	
63-2-4824	Perform Demobilization Staging Activities					X	
63-2-4825	Conduct Integration Activities			X		X	
63-2-4826	Conduct Staging Activities			X			
<b>Employ Firepower</b>							
63-2-4308	Take Active Air Defense Measures Against Hostile Aircraft	X	X		X		X
<b>Protect the Force</b>							
63-2-4005	Cross a Radiologically Contaminated Area						X
63-2-4006	Defend Convoy Elements	X	X	X		X	X
63-2-4011	Set Up Unit Defense	X	X		X		X

ARTEP 43-888-30-MTP

Collective Tasks		Conduct DS Maintenance and Repair	Defend Assigned AO	Deploy Unit to New Theater	Establish Unit AO	Redeploy to Home Station	Relocate Unit to a New Site
63-2-4013	Prepare Unit for Nuclear, Biological, and Chemical Conditions	X	X	X	X	X	X
63-2-4016	Employ Operations Security Measures	X	X	X	X	X	X
63-2-4018	Perform Operational Decontamination	X	X		X	X	X
63-2-4019	Perform Thorough Decontamination	X	X	X	X	X	X
63-2-4020	Respond to the Initial Effects of a Nuclear Attack	X	X	X	X	X	X
63-2-4021	Defend Against a Level I Attack	X	X	X	X	X	X
63-2-4022	Prepare Unit for Level II/III Threat	X	X	X	X	X	X
63-2-4023	Conduct Hasty Displacement	X	X				X
63-2-4024	Defend Unit Area		X				
63-2-4025	Perform Withdrawal Under Fire		X			X	X
63-2-4026	Reorganize Unit Defense		X		X		
63-2-4027	Execute Battle Handover		X	X			
63-2-4028	Perform Area Damage Control Functions	X	X				
63-2-4202	Prepare Unit for a Chemical Attack	X	X	X	X	X	X
63-2-4207	Perform Radiological Decontamination	X	X	X	X	X	X
63-2-4226	Cross a Chemically Contaminated Area						X
63-2-4306	Employ Physical Security Measures	X	X	X	X	X	X

Collective Tasks		Conduct DS Maintenance and Repair	Defend Assigned AO	Deploy Unit to New Theater	Establish Unit AO	Redeploy to Home Station	Relocate Unit to a New Site
63-2-4327	Prepare for a Friendly Nuclear Strike	X	X	X	X	X	X
63-2-4328	Respond to the Residual Effects of a Nuclear Attack	X	X	X	X	X	X
63-2-4334	Respond to a Chemical Attack	X	X	X	X	X	X
<b>Perform CSS and Sustainment</b>							
08-2-0003.63-0001	Treat Casualties	X	X	X	X	X	X
10-2-4513	Perform Unit Mortuary Affairs Operations	X	X	X	X	X	X
43-2-0029	Conduct Support Maintenance Operations	X	X				
43-2-0031	Perform Battlefield Damage Assessment and Repair (BDAR)	X					
43-2-0050	Perform Maintenance Control Functions	X	X				
43-2-0096	Provide Repair Parts Supply Support	X	X				
43-2-1506	Conduct Backup Direct Support Maintenance Operations	X	X				
63-2-4015	Provide Personnel and Administrative Support	X	X	X	X	X	X
63-2-4303	Combat Battlefield Stress	X	X	X	X	X	X
63-2-4304	Process Enemy Prisoners of War	X	X	X	X		X
63-2-4305	Process Captured Documents and Equipment	X	X		X		X
63-2-4315	Perform Field Sanitation Functions	X	X		X		X



Collective Tasks		Conduct DS Maintenance and Repair	Defend Assigned AO	Deploy Unit to New Theater	Establish Unit AO	Redeploy to Home Station	Relocate Unit to a New Site
63-2-4316	Transport Casualties	X	X			X	X
63-2-4326	Perform Risk Management Procedures	X	X	X	X	X	X
63-2-4514	Receive Resupply by Airdrop	X					
63-2-4515	Provide Unit Supply Support	X	X	X	X	X	X
63-2-4516	Receive External Sling Load Resupply	X					
<b>Exercise Command and Control</b>							
63-2-4001	Plan Unit Move			X		X	X
63-2-4007	Plan Occupation of New Area of Operations			X	X		X
63-2-4010	Plan Unit Defense	X	X		X		X
63-2-4014	Plan Area Damage Control Operations	X	X	X	X		X
63-2-4017	Maintain Communications	X	X	X	X	X	X
63-2-4040	Establish Communications	X	X	X	X	X	X
63-2-4827	Plan Unit Mobilization in a Peacetime Environment			X			
63-2-4828	Plan Unit Deployment Activities Upon Receipt of a Warning Order			X			
63-2-4829	Plan Unit Redeployment					X	

Figure 2-2. Collective Tasks to Missions

## Chapter 3

### Mission Outline

**3-1. GENERAL.** The mission outline illustrates the relationship between the missions and their supporting tasks.

**3-2. MISSION OUTLINE.** Since unit training is mission-oriented, the mission outline shows how task training contributes to the ability of this unit to perform its missions. The mission outline, Figure 3-1, provides the commander with a visual outline of his unit's missions in a format that facilitates the planning and management of training.

#### **GROUND MAINTENANCE COMPANY, (DASB) MISSION OUTLINE FTX**

#### **PROVIDE DS MAINTENANCE AND CLASS IX SUPPLY SUPPORT TO UNITS IN THE DIVISION SUPPORT AREA**

<b>STX -- Deploy Unit to a New Theater of Operations</b>	
Plan Unit Move	63-2-4001
Prepare Unit to Move	63-2-4002
Conduct Tactical Road March	63-2-4003
Defend Convoy Elements	63-2-4006
Plan Occupation of New Area of Operations	63-2-4007
Perform Advance/Quartering Party Activities	63-2-4008
Occupy New Operating Site	63-2-4009
Prepare Unit for Nuclear, Biological, and Chemical Conditions	63-2-4013
Plan Area Damage Control Operations	63-2-4014
Provide Personnel and Administrative Support	63-2-4015
Employ Operations Security Measures	63-2-4016
Maintain Communications (Digitized & Analog)	63-2-4017
Establish Communications (Digitized & Analog)	63-2-4040
Combat Battlefield Stress (Digitized & Analog)	63-2-4303
Employ Physical Security Measures (Digitized & Analog)	63-2-4306
Perform Risk Management Procedures (Digitized & Analog)	63-2-4326

**Figure 3-1. Mission Outline for the Ground Maintenance Company,  
(DASB)**

**FTX**  
**PROVIDE DS MAINTENANCE AND CLASS IX SUPPLY SUPPORT TO**  
**UNITS IN THE**  
**DIVISION SUPPORT AREA**

<b>STX -- Deploy Unit to a New Theater of Operations (continued)</b>		
Perform Unit Mortuary Affairs Operations		10-2-4513
Provide Unit Supply Support		63-2-4515
Treat Unit Casualties	08-2-0003	.63-0001
Conduct Nontactical Road March (Digitized & Analog)		63-2-4808
Perform Sea Port of Embarkation Activities for Deployment (Digitized & Analog)		63-2-4809
Perform Aerial Port of Embarkation Activities for Deployment (Digitized & Analog)		63-2-4810
Perform Aerial Port of Debarkation Activities for Deployment (Digitized & Analog)		63-2-4811
Perform Sea Port of Debarkation Activities for Deployment (Digitized & Analog)		63-2-4812
Perform Home Station Activities		63-2-4822
Plan Unit Mobilization In a Peacetime Environment (Digitized & Analog)		63-2-4827
Plan Unit Deployment Activities Upon Receipt of a Warning Order (Digitized & Analog)		63-2-4828

**Figure 3-1. Mission Outline for the Ground Maintenance Company, (DASB), (continued)**

**FTX**  
**PROVIDE DS MAINTENANCE AND CLASS IX SUPPLY SUPPORT TO**  
**UNITS IN THE**  
**DIVISION SUPPORT AREA**

<b>STX -- Relocate Unit to a New Operating Site</b>	
Set Up Unit Headquarters and Bivouac Areas	63-2-4518
Plan Unit Move	63-2-4001
Cross a Radiologically Contaminated Area	63-2-4005
Defend Convoy Elements	63-2-4006
Plan Occupation of New Area of Operations	63-2-4007
Perform Advance/Quartering Party Activities	63-2-4008
Occupy New Operating Site	63-2-4009
Provide Personnel and Administrative Support	63-2-4015
Employ Operations Security Measures	63-2-4016
Maintain Communications	63-2-4017
Perform Thorough Decontamination	63-2-4019
Conduct Hasty Displacement	63-2-4023
Perform Withdrawal under Fire	63-2-4025
Establish Communications	63-2-4040
Prepare Unit for a Chemical Attack	63-2-4202
Cross a Chemically Contaminated Area	63-2-4226
Combat Battlefield Stress	63-2-4303
Process Enemy Prisoners of War	63-2-4304
Process Captured Documents and Equipment	63-2-4305
Employ Physical Security Measures	63-2-4306
Take Active Air Defense Measures Against Hostile Aircraft	63-2-4308
Perform Field Sanitation Functions	63-2-4315
Transport Casualties	63-2-4316
Perform Risk Management Procedures	63-2-4326
Perform Unit Mortuary Affairs Operations	10-2-4513

**Figure 3-1. Mission Outline for the Ground Maintenance Company,  
(DASB), (continued)**

**FTX**  
**PROVIDE DS MAINTENANCE AND CLASS IX SUPPLY SUPPORT TO**  
**UNITS IN THE**  
**DIVISION SUPPORT AREA**

<b>STX -- Relocate Unit to a New Operating Site (cont.)</b>		
Provide Unit Supply Support		63-2-4515
Treat Unit Casualties	08-2-0003	.63-0001
Conduct Nontactical Road March		63-2-4808
Perform Redeployment Personnel and Administrative Actions		63-2-4814
Perform Redeployment Supply Activities		63-2-4816
Perform Redeployment Maintenance Activities		63-2-4817
Perform Aerial Port Debarkation Activities for Redeployment		63-2-4821
Perform Aerial Port Debarkation Activities for Redeployment		63-2-4821

**Figure 3-1. Mission Outline for the Ground Maintenance Company,  
(DASB), (continued)**

**FTX**  
**PROVIDE DS MAINTENANCE AND CLASS IX SUPPLY SUPPORT TO**  
**UNITS IN THE**  
**DIVISION SUPPORT AREA**

<b>STX -- Establish Unit Area of Operations</b>		
Plan Occupation of New Area of Operations		63-2-4007
Perform Advance/Quartering Party Activities		63-2-4008
Occupy New Operating Site		63-2-4009
Plan Unit Defense		63-2-4010
Set Up Unit Defense		63-2-4011
Prepare Unit for Nuclear, Biological, and Chemical Conditions		63-2-4013
Plan Area Damage Control Operations		63-2-4014
Provide Personnel and Administrative Support		63-2-4015
Employ Operations Security Measures		63-2-4016
Maintain Communications		63-2-4017
Perform Thorough Decontamination		63-2-4019
Reorganize Unit Defense		63-2-4026
Prepare Unit for a Chemical Attack		63-2-4202
Combat Battlefield Stress		63-2-4303
Process Enemy Prisoners of War		63-2-4304
Process Captured Documents and Equipment		63-2-4305
Employ Physical Security Measures		63-2-4306
Perform Field Sanitation Functions		63-2-4315
Perform Risk Management Procedures		63-2-4326
Perform Unit Mortuary Affairs Operations		10-2-4513
Establish Communications (Digitized & Analog)		63-2-4040
Provide Unit Supply Support		63-2-4515
Treat Unit Casualties	08-2-0003	.63-0001
Set Up Unit Headquarters and Bivouac Areas		63-2-4518

**Figure 3-1. Mission Outline for the Ground Maintenance Company, (DASB) (continued)**

**FTX**  
**PROVIDE DS MAINTENANCE AND CLASS IX SUPPLY SUPPORT TO**  
**UNITS IN THE**  
**DIVISION SUPPORT AREA**

<b>STX -- Provide Direct Support Maintenance and Class IX Supply Support</b>	
Set Up Unit Defense	63-2-4011
Provide Personnel and Administrative Support	63-2-4015
Employ Operations Security Measures	63-2-4016
Maintain Communications	63-2-4017
Perform Operational Decontamination	63-2-4018
Perform Thorough Decontamination	63-2-4019
Respond to the Initial Effects of a Nuclear Attack	63-2-4020
Prepare Unit for a Chemical Attack	63-2-4202
Perform Radiological Decontamination	63-2-4207
Employ Physical Security Measures	63-2-4306
Take Active Air Defense Measures Against Hostile Aircraft	63-2-4308
Perform Field Sanitation Functions	63-2-4315
Perform Risk Management Procedures	63-2-4326
Prepare for a Friendly Nuclear Strike	63-2-4327
Respond to the Residual Effects of a Nuclear Attack	63-2-4328
Respond to a Chemical Attack	63-2-4334
Perform Maintenance Control Functions	43-2-0050
Provide Allied Trades and Lift Services	43-2-1503
Destroy Supplies and Equipment	43-2-1505
Conduct Back-up Direct Support Maintenance Operations	43-2-1506
Conduct Support Maintenance Operations	43-2-0029
Perform Service Operations	43-2-0030
Perform Battlefield damage Assessment and Repair (BDAR)	43-2-0031
Perform Redeployment Maintenance Activities	63-2-4817
Prepare Vehicles and Equipment for Redeployment	63-2-4818

**Figure 3-1. Mission Outline for the Ground Maintenance Company,  
(DASB), (continued)**

**FTX**  
**PROVIDE DS MAINTENANCE AND CLASS IX SUPPLY SUPPORT TO**  
**UNITS IN THE**  
**DIVISION SUPPORT AREA**

<b>STX -- Provide Direct Support Maintenance and Class IX Supply Support (cont.)</b>	
Receive Resupply By Airdrop	63-2-4514
Provide Unit Supply Support	63-2-4515
Receive External Sling Load Resupply	63-2-4516
Perform Unit Mortuary Affairs Operations	10-2-4513
Combat Battlefield Stress	63-2-4303
Process Enemy Prisoners of War	63-2-4304
Process Captured Documents and Equipment	63-2-4305

**Figure 3-1. Mission Outline for the Ground Maintenance Company, (DASB) (continued)**



**FTX**  
**PROVIDE DS MAINTENANCE AND CLASS IX SUPPLY SUPPORT TO**  
**UNITS IN THE**  
**DIVISION SUPPORT AREA**

<b>STX -- Defend Assigned Area</b>	
Take Active Air Defense Measures Against Hostile Aircraft	63-2-4308
Plan Unit Defense	63-2-4010
Set Up Unit Defense	63-2-4011
Prepare Unit for Nuclear, Biological, and Chemical Conditions	63-2-4013
Provide Personnel and Administrative Support	63-2-4015
Maintain Communications	63-2-4017
Perform Operational Decontamination	63-2-4018
Perform Thorough Decontamination	63-2-4019
Respond to the Initial Effects of a Nuclear Attack	63-2-4020
Defend Against a Level I Attack	63-2-4021
Prepare Unit for Level II/III Threat	63-2-4022
Conduct Hasty Displacement	63-2-4023
Defend Unit Area	63-2-4024
Perform Withdrawal Under Fire	63-2-4025
Reorganize Unit Defense	63-2-4026
Execute Battle Handover	63-2-4027
Prepare Unit for a Chemical Attack	63-2-4202
Perform Radiological Decontamination	63-2-4207
Prepare for a Friendly Nuclear Strike	63-2-4327
Respond to the Residual Effects of a Nuclear Attack	63-2-4328
Respond to a Chemical Attack	63-2-4334
Perform Unit Mortuary Affairs Operations	10-2-4513
Conduct Support Maintenance Operations	43-2-0029
Perform Battlefield damage Assessment and Repair (BDAR)	43-2-0031
Perform Maintenance Control Functions	43-2-0050
Destroy Supplies and Equipment	43-2-1505

**Figure 3-1. Mission Outline for the Ground Maintenance Company,  
(DASB) (continued)**

**FTX**  
**PROVIDE DS MAINTENANCE AND CLASS IX SUPPLY SUPPORT TO**  
**UNITS IN THE**  
**DIVISION SUPPORT AREA**

<b>STX -- Defend Assigned Area (cont.)</b>		
Conduct Back-up Direct Support Maintenance Operations		43-2-1506
Perform Area Damage Control Functions		63-2-4028
Combat Battlefield Stress		63-2-4303
Process Enemy Prisoners of War		63-2-4304
Process Captured Documents and Equipment		63-2-4305
Employ Physical Security Measures		63-2-4306
Perform Field Sanitation Functions		63-2-4315
Transport Casualties		63-2-4316
Perform Risk Management Procedures		63-2-4326
Provide Unit Supply Support		63-2-4515
Treat Unit Casualties	08-2-0003	.63-0001

**Figure 3-1. Mission Outline for the Ground Maintenance Company,  
(DASB) (continued)**

**FTX**  
**PROVIDE DS MAINTENANCE AND CLASS IX SUPPLY SUPPORT TO**  
**UNITS IN THE**  
**DIVISION SUPPORT AREA**

<b>STX -- Redeploy Unit to Home Station</b>		
Plan Unit Move		63-2-4001
Prepare Unit to Move		63-2-4002
Conduct Tactical Road March		63-2-4003
Defend Convoy Elements		63-2-4006
Perform Advance/Quartering Party Activities		63-2-4008
Occupy New Operating Site		63-2-4009
Provide Personnel and Administrative Support		63-2-4015
Employ Operations Security Measures		63-2-4016
Maintain Communications		63-2-4017
Perform Thorough Decontamination		63-2-4019
Perform Withdrawal Under Fire		63-2-4025
Combat Battlefield Stress		63-2-4303
Employ Physical Security Measures		63-2-4306
Transport Casualties		63-2-4316
Perform Risk Management Procedures		63-2-4326
Perform Unit Mortuary Affairs Operations		10-2-4513
Provide Unit Supply Support		63-2-4515
Treat Unit Casualties	08-2-0003	.63-0001
Conduct Nontactical Road March		63-2-4808
Perform Redeployment Personnel and Administrative Actions		63-2-4814
Perform Redeployment Supply Activities		63-2-4816
Perform Redeployment Maintenance Activities		63-2-4817
Prepare Vehicles and Equipment for Redeployment		63-2-4818
Perform Sea Port of Embarkation Activities for Redeployment		63-2-4819
Perform Aerial Port of Embarkation Activities for Redeployment		63-2-4820
Perform Aerial Port of Debarkation Activities for Redeployment		63-2-4821
Perform Home Station Activities		63-2-4822
Perform Sea Port of Debarkation Activities for Redeployment		63-2-4823
Plan Unit Redeployment		63-2-4829

**Figure 3-1. Mission Outline for the Ground Maintenance Company, (DASB).**

## Chapter 4

### Training Exercises

**4-1. GENERAL.** Training exercises are used to train personnel in the performance of collective tasks. This MTP has two types of exercises: FTX and Perform STX. These exercises assist unit leaders in developing, sustaining, and evaluating the unit's mission proficiency. This MTP has one FTX and six STXs (see Table 4-1).

<b>Mission Number</b>	<b>Title</b>	<b>Page</b>
FTX	Provide DS Maintenance and Class IX Supply Support	4-4
STX	Deploy Unit to a New Theater of Operations	4-20
STX	Relocate Unit to a New Operating Site	4-28
STX	Establish Unit Area of Operations	4-36
STX	Conduct DS Maintenance and Supply Support	4-43
STX	Defend Assigned Area	4-52
STX	Redeploy Unit to Home Station	4-60

**4-2. FIELD TRAINING EXERCISE.** The FTX is designed to provide a training method for the unit to train its personnel to perform its overall critical wartime mission. This FTX provides a logical sequence for the performance of tasks previously trained in the STXs.

**4-3. SITUATIONAL TRAINING EXERCISE.** The STX is a short, scenario-driven, mission-oriented tactical exercise used to train a group of closely related and collective tasks. The unit commander may modify the STX based on local METT-TC and available personnel and equipment. The STX provides the information for training personnel to perform the missions that make up the overall critical wartime mission. The STX performs the following functions:

- a. Provides repetitive training on the missions.
- b. Allows the unit commander to focus training on identified weaknesses.
- c. Allows the unit to practice each supporting mission before the critical wartime mission.

d. Saves time by providing a majority of the information needed to develop a method for training.

**4-4. SAFETY.** During any training exercise, soldiers and leaders must be safety conscious. Evaluators and trainers have the responsibility to ensure all training is conducted within established safety constraints. Prior to each exercise, all personnel will be briefed on specific safety measures to be taken during execution. See Chapter 1 paragraph 1-8 for specific safety concerns and details on risk management.

**4-5. VISUALIZATION.**

a. Battle command is the art of battle decision making and leading. It includes controlling operations and motivating soldiers and their organizations into action to accomplish missions. Armed with the knowledge of the current state and the desired end state, commanders visualize those actions necessary to achieve the desired future state and then translate that visualization into action. Battle command includes the following:

- Assigning missions.
- Prioritizing and allocating resources.
- Selecting the critical time and place to act.
- Knowing how and when to make adjustments during the fight.

b. Battlefield visualization is the mental process that supports the commander's decision-making process and his ability to anticipate support requirements. Using a vision of proposed support of combat operations allows the commander to know when, and if a decision should be made. It is a continuous process that commences with the receipt of a warning order and continues through the end of an operation.

c. Digital information systems have the capability of providing a clearer picture to the commander. Digital systems enhance the commander's ability to understand the current state of friendly and enemy forces. This extends beyond the knowledge of their physical location and includes environmental, readiness, and human considerations. It includes the ability to see and understand the dynamic relationship between supporters and supported as the commander leads his subordinate elements through the sequence of events.

d. The available digital information systems enhance the commander's situational awareness by providing him with an unprecedented level of friendly and enemy information. Commanders must recognize that the common, relevant picture that is produced by a myriad of information systems represent both known and estimated information, and is possibly flawed by human input. The commander must tailor this information with his judgment, intuition, and experience.

**GROUND MAINTENANCE COMPANY, (DASB)  
FIELD TRAINING EXERCISE  
PROVIDE DS MAINTENANCE AND CLASS IX SUPPLY SUPPORT**

**1. Objective.** This FTX is designed to provide the Maintenance Company training in its critical wartime mission: Provide direct support maintenance and class IX supply support to units operating in the division support area. This company must become proficient in deploying to a new theater of operations; relocating to a new operating site; establishing areas of operations, providing DS maintenance and supply support, defending their assigned area, and redeploying to home station. This FTX is used for internal and external evaluation of the company.

**2. Interface.**

a. This FTX supports the higher headquarters FTX– Provide Direct Support Maintenance and Class IX Supply Support.

b. Training the following company STXs supports this FTX:

- (1) STX Deploy Unit to a New Theater of Operations.
- (2) STX Relocate Unit to a New Operating Site.
- (3) STX Establish Unit Area of Operations.
- (4) STX Conduct DS Maintenance and Class IX Supply Support
- (5) STX Defend Assigned Area.
- (6) STX Redeploy Unit to Home Station.

**3. Training Enhancers.**

a. The training matrices in Chapter 2 show the collective tasks that must be mastered in order to perform the Company's missions. Training in the following areas will improve the Company's ability to perform its missions: To provide direct maintenance support to units operating in the division area area.

b. The tasks from Chapter 5 are listed in Table 4-2. The Ground Maintenance Company training cycle should be synchronized with that of supported units. It is important that a habitual and closely coordinated annual training plan be developed and adhered to between supporting and supported units. This

training may be conducted in garrison and the local training area (LTA) by the following methods:

(1) Classroom activities.

(2) Map exercise (MAPEX) combined with a sand table exercise.

(3) Training exercise without troops (TEWT).

(4) Communications Exercise (COMEX)/Situational Awareness Exercise to practice battle command information procedures and operations, and logistics support operations using analog and digital communications. The HQ's DASB should practice continuity of operations (COOP). The unit should rehearse continuity of operations (COOP) techniques and procedures in order to develop manual procedures for use in the event of automation failure or disruption due to enemy action.

c. Conduct additional training to establish confidence in the unit capabilities. Establish an aggressive spirit in leaders and units to further enhance training. An aggressive spirit can be fostered by the following activities:

(1) An aggressive unit sports and physical fitness program.

(2) Leaders/individual confidence courses.

(3) Appropriate training films that have a positive, aggressive effect on the soldiers.

(4) Awareness of unit and higher headquarters heritage.

d. Develop cohesiveness and trust between Ground Maintenance Company and habitually supported units to strengthen unit training.

e. This exercise begins with the receipt of a warning order and ends after restoration of the company to home station. AARs are conducted as shown in Table 4-2. This table includes a suggested scenario.



**Table 4-2. Ground Maintenance Company  
FTX, scenario**

<b><u>EVENT</u></b>	<b><u>ACTION</u></b>	<b><u>ESTIMATED TIME</u></b>
1.	Receive and verify warning order	20 min
2.	Initiate Recall Plan	30 min
3.	Perform administrative and Soldier Readiness Processing (SRP) activities	3 hrs
4.	Inspect unit vehicles and equipment	2 hrs
5.	Load vehicles and equipment	3 hrs
6.	After Action Review (AAR)	1 hr
7.	Receive movement order	30 min
8.	Conduct nontactical road march	1 hr
9.	Arrive at aerial port of embarkation (APOE)/seaport of embarkation (SPOE)	10 min
10.	Perform embarkation activities	2 hrs
11.	Arrive aerial port of debarkation (APOD)/sea port of debarkation (SPOD)	30 min
12.	Perform debarkation activities	2 hrs
13.	Perform staging and marshaling activities	2 hrs
14.	Conduct theater reception operations	2 hrs
15.	Coordinate theater integration activities	2 hrs
16.	AAR	1 hr
17.	Receive and verify warning order	10 min
18.	Analyze mission	30 min

**Table 4-2 Ground Maintenance Company  
FTX, scenario (continued)**

<u>EVENT</u>	<u>ACTION</u>	<u>ESTIMATED TIME</u>	
19.	Prepare movement plan	2 hrs	
20.	*Prepare site occupation plan		
21.	*Provide input to S2/3	1 hr	
22.	Organize march elements		30 min
23.	Conduct route reconnaissance	1 hr	
24.	*Prepare vehicles and equipment	1 hr	
25.	*Dismantle current operating site	1 hr	
26.	Receive movement order		30 min
27.	Organize advance/quartering party		10 min
28.	Brief advance/quartering party		15 min
29.	Dispatch advance/quartering party		15 min
30.	Conduct advance/quartering party operation	4 hrs	
31.	AAR	1 hr	
32.	Conduct convoy operations to relocate to a new area	3 hrs	
33.	*Cross start point (SP)		10 min
34.	*Conduct road march		45 min
35.	*Cross contaminated area		45 min
36.	*Threat interdictions		40 min
37.	Continue convoy		45 min
38.	Cross release point (RP)		10 min
39.	AAR		30 min
40.	Establish unit area of operations	7 hrs	
41.	*Organize unit defense	2 hrs	
42.	*Establish NBC defense operations	1 hr	
43.	*Set up unit headquarters and bivouac areas	5 hrs	
44.	* Set up platoon HQ and unit sections.	5 hrs	
45.	*Perform personnel and administrative support	2 hrs	
46.	*Perform field sanitation activities	2 hrs	
47.	*Perform internal supply activities	1 hr	
48.	*Perform unit level maintenance activities	2 hrs	
49.	AAR	1 hr	

**Table 4-2. Ground Maintenance Company  
FTX, scenario (continued)**

<b><u>EVENT</u></b>	<b><u>ACTION</u></b>	<b><u>ESTIMATED TIME</u></b>	
50.	Provide maintenance support	18 hrs	
51.	AAR	1 hr	
52.	Defend unit area	10 hrs	
53.	*Receive alert message		10 min
54.	*Occupy fighting positions		15 min
55.	*Increase perimeter manning		20 min
56.	*Assemble reaction forces		30 min
57.	*React to Level I threat		30 min
58.	*Respond to nuclear, biological, and chemical (NBC) attack		30 min
59.	*Perform decontamination and monitoring operations	2 hrs	
60.	*Continue area maintenance support	2 hrs	
61.	Receive notification of Level II/III ground attacks		10 min
62.	Increase defense preparations		30 min
63.	Defend against OPFOR attack	1 hr	
64.	*Detect threat		15 min
65.	*Engage threat		30 min
66.	*Request indirect fire or close air support (CAS)		15 min
67.	*Disengage threat		30 min
68.	Conduct hasty displacement	1 hr	
69.	Hand over battle to Tactical Combat Force (TCF)/Military Police (MP)		30 min
70.	Reorganize unit	1 hr	
71.	Conduct area damage control (ADC)	2 hrs	
72.	*Treat wounded	1 hr	
73.	*Evacuate wounded	1 hr	
74.	*Perform unit mortuary affairs operations	2 hrs	
75.	Reconstitute unit	3 hrs	
76.	AAR	1 hr	

**Table 4-2. Ground Maintenance Company  
FTX, scenario (continued)**

<b><u>EVENT</u></b>	<b><u>ACTION</u></b>	<b><u>ESTIMATED TIME</u></b>
79.	Receive and verify warning order for redeployment	30 min
80.	Perform administrative and SRP activities	1 hr
81.	Turn in excess stocks	1 hr
82.	Dismantle current operating site	2 hrs
83.	Reconstitute and inspect vehicles and equipment	2 hrs
84.	Load vehicles and equipment	3 hrs
85.	AAR	1 hr
86.	Receive movement order	30 min
87.	Conduct tactical road march	1 hr
88.	Arrive APOE/SPOE	10 min
89.	Perform staging activities	1 hr
90.	Perform embarkation activities	1 hr
91.	AAR	1 hr
92.	Arrive APOD/SPOD	30 min
93.	Perform debarkation activities	1 hr
94.	Perform staging activities	30 min
95.	Receive movement order	30 min
96.	Conduct non-tactical road march	1 hr
97.	Arrive home station	30 min
98.	Conduct home station activities	2 hrs
99.	Final AAR	2 hrs

Total Time: 104 hrs 5 min

NOTE 1: Events will be performed to standard, not time limitations. The time required to train an event will vary based on METT-TC factors and the training proficiency of the unit.

NOTE 2: Additional time is required if large portions of the exercise are conducted at night, under limited visibility or under mission oriented protective posture (MOPP) conditions.

**Table 4-2. Ground Maintenance Company  
FTX, scenario (continued)**

NOTE 3: Time must be added to the exercise (sleeping time, eating time, and travel time to and from the training area).

\* Indicates time is not added to the total time because tasks are performed simultaneously with other tasks.

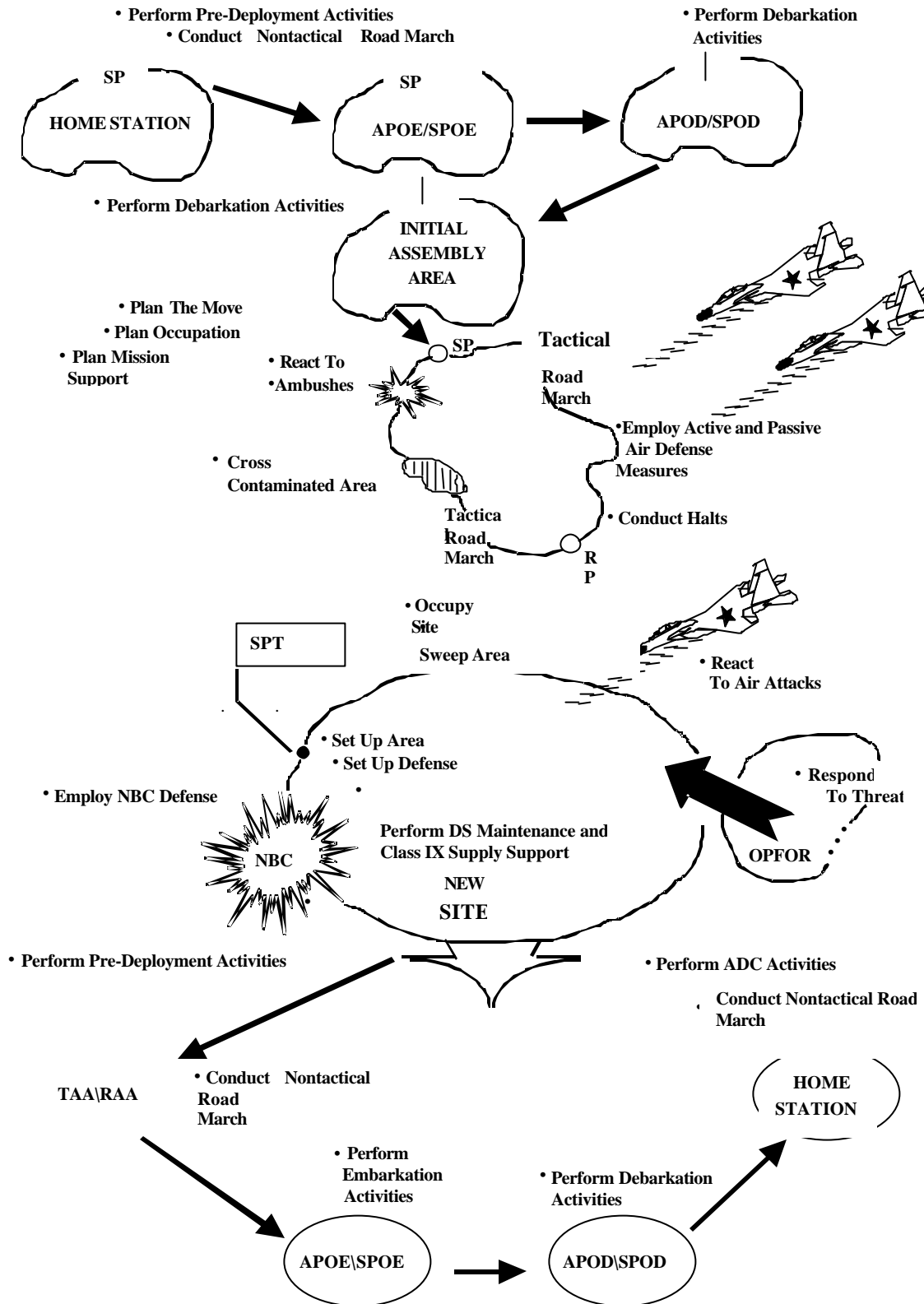
f. Figure 4-1 illustrates the suggested scenario and the general sequence of tasks performed in this exercise. This exercise may be conducted under several options.

(1) Conditional options in support of:

- (a) Offensive operations.
- (b) Defensive operations.
- (c) Retrograde operations.
- (d) Day or night operations.
- (e) Support and stability operations.

(2) Operational options:

- (a) Conduct base defense operations (relocate, establish areas of operation, and defend assigned area).
- (b) Provide direct support (DS) maintenance and supply support to units within the division support area (DSA).
- (c) Conduct force projection operations (deploy and redeploy equipment and personnel).



**Figure 4-1. General Scenario Illustration**

#### **4. General Situation.**

The Ground Maintenance Company is organic to the division aviation support battalion (DASB), heavy division. It is normally assigned with the division support command (DISCOM) operating in the division support area. The commander is charged with the deployment, relocation, establishment of the unit in a new area; providing DS maintenance and class IX supply support; defense of assigned area; and the redeployment of the unit to home station. The unit has been alerted for deployment to a potentially hostile country. The company must deploy to provide support during all phases of contingency operations. Company personnel will deploy by air. Equipment will/may deploy by sea and air.

b. OPFOR is capable of inflicting Levels I, II, and III attacks and employing weapons of mass destruction at sea and aerial ports of debarkation, staging and marshaling areas, and along main supply routes. The Company is prepared for OPFOR activity during reception, staging, onward movement and integration (RSO&I) operations; establishment of the unit areas of operation; and during maintenance support operations. Headquarters, DASB will provide guidance to the unit when a Level II/III threat is anticipated. Upon notification of a Level II/III attack, the Company will cease maintenance operations and participate in defense of the unit area until battle hand over to military police (MP) units or a tactical combat force (TCF) is accomplished.

c. This exercise is conducted under all environmental conditions, both day and night. The unit will operate under threat of enemy assault by weapons of mass destruction, ground or air attack, indirect conventional fires, and electronic warfare. Friendly forces may employ nuclear weaponry.

d. This exercise is also conducted under threat of Level I, II, or III attacks.

e. The unit should be prepared to relocate at least every 24 hours.

f. The unit should be prepared to move by echelons while continuing to provide support to the division.

**5. Special Situation.** The commander has issued the following warning order:

"The Company has been designated for overseas deployment into a potentially hostile area. The unit will deploy overseas NLT ----- to vicinity-----, coordinates -----, and commence area maintenance operations in support of division units. Begin your planning process for deploying the company, relocating the unit, establishing a new unit area of operations, providing DS maintenance and class IX supply support, and defending the assigned area. This exercise will begin with receipt of this warning order and ends on notification from me."

**6. Support Requirements.**

a. **Minimum Trainers/Evaluators.** The commander, who will be the trainer and also the primary evaluator, will conduct this exercise. If possible, an evaluator should be with each section. At least one other evaluator is required with the OPFOR. Evaluators may be selected from the higher headquarters, or other Theater Support Command Maintenance Units.

b. **Vehicles/Communications.** Analog and digital communications equipment are needed for controllers/evaluators and the primary trainer. Radios and digital means of communications are required for OPFOR vehicles during operations. Each controller/evaluator reports directly to the primary trainer.

c. **Opposing Force.** An OPFOR platoon (+) and one aircraft are required for the exercise for Level II/III threat activities. The OPFOR should be well trained in patrolling, assault, and guerrilla tactics. The OPFOR should have specific missions in the unit area.

d. **Maneuver Area.** Depending upon the LTA, it is desirable to have a training area with minimum dimensions of 1.5 by 1.5 kilometers. A road network is required that allows a road march of at least 10 kilometers.

e. **Master Incident List (MIL).** During the FTX, MIL items should be continually fed into proper channels. Input from the supported units' staff, DASB staff, and OPFOR cause responses from the unit. A major purpose of this FTX is to drive unit and subordinate elements to a simulated combat level of support requirements. The appropriate Battlefield Functional Area Control System (BFACS) should serve as the primary vehicle to input items from the MIL.

f. **Using Units.** In order to perform certain phases of this exercise, elements of the division rear and other habitually supported units must participate.



g. Consolidated Support Requirements. Table 4-3 shows the support needed to successfully complete this FTX.

<b>Table 4-3. Consolidated Support Requirements for this FTX, scenario (continued)</b>	
<b><u>AMMUNITION</u></b>	<b><u>QUANTITY</u></b>
5.56 mm Squad Automatic Weapon (SAW) (Blank)	300 rds/wpn
5.56 mm SAW (Blank)	600 rds/wpn OPFOR
5.56 mm (Blank)	150 rds/wpn
5.56 mm (Blank)	300 rds/wpn OPFOR
40 mm (Blank)	120 rds/wpn
.50 Cal (Blank)	600 rds/wpn
9 mm (Blank)	30 rds/wpn
Blank adapter	1 set/wpn
<b><u>MILES</u></b>	1 set/wpn
Smoke grenades	4 per platoon/section
Smoke grenades	4 ea per OPFOR
Simulators, booby trap	4 per unit
Claymore Mine (tng)	4-6 per unit
Simulators, hand grenades	10 per OPFOR
Anti-tank Weapon Effect Signature Simulation (ATWESS)	1 per Heavy Ant-tank/Anti-armor weapon (LAW) / M136 Heavy Antiarmor AT4
Claymore Mine (tng)	4-6 per OPFOR
Simulators, arty	2 per trainer/evaluator
Simulators, arty	4 ea per OPFOR
<b><u>FUEL</u></b>	
Use known historical data or Operations Logistics Planner (OPLOGPLN) software. Multiply the pieces of equipment times the amount of fuel per mile (or hour), times the tentative operating mileage (or hours).	
<b><u>NBC EQUIPMENT</u></b>	
TOE equipment is used.	

**Table 4-3. Consolidated Support Requirements for this  
FTX, scenario (continued)**

**EQUIPMENT**

All organic equipment, to include authorized TOE and CTA, is used. Rail and aircraft loads are simulations.

**OTHER**

Meals	3 per person per day IAW ration cycle
War Wound Mouflage Set	1 each
Fire Marker Control System	(When available)

NOTE: The consolidated support requirements outlined for this STX are intended as suggestions. Local policies or constraints may not allow for providing the items.

7. **T&EO Sequence.** Table 4-4 lists the T&EOs for this FTX.

**Table 4-4. T&EOs from Chapter 5 to Use for Evaluating this  
FTX, scenario (continued)**

<b>Task</b>	<b>Task Number</b>	<b>Page</b>
Plan Unit Move	63-2-4001	5-178
Prepare Unit to Move	63-2-4002	5-4
Conduct Tactical Road March	63-2-4003	5-7
Cross a Radiologically Contaminated Area	63-2-4005	5-70
Defend Convoy Elements	63-2-4006	5-74
Plan Occupation of New Area of Operations	63-2-4007	5-180
Perform Advance/Quartering Party Activities	63-2-4008	5-10
Occupy New Operating Site	63-2-4009	5-13
Plan Unit Defense	63-2-4010	5-182
Respond to the Residual Effects of a Nuclear Attack	63-2-4328	5-123
Plan Area Damage Control Operations	63-2-4014	5-185
Provide Personnel and Administrative Support	63-2-4015	5-149
Employ Operations Security Measures	63-2-4016	5-85

**Table 4-4. T&EOs from Chapter 5 to Use for Evaluating this  
FTX, scenario (continued)**

<b>Task</b>	<b>Task Number</b>	<b>Page</b>
Maintain Communications	63-2-4017	5-187
Perform Operational Decontamination	63-2-4018	5-88
Perform Thorough Decontamination	63-2-4019	5-90
Respond to the Initial Effects of a Nuclear Attack	63-2-4020	5-192
Defend Against a Level I Attack	63-2-4021	5-94
Prepare Unit for Level II/III Threat	63-2-4022	5-97
Conduct Hasty Displacement	63-2-4023	5-99
Defend Unit Area	63-2-4024	5-101
Perform Withdrawal Under Fire	63-2-4025	5-104
Reorganize Unit Defense	63-2-4026	5-106
Execute Battle Handover	63-2-4027	5-194
Perform Area Damage Control Functions	63-2-4028	5-152
Establish Communications	63-2-4040	5-191
Provide Allied Trades and Lift Services	43-2-1503	5-142
Prepare Unit for a Chemical Attack	63-2-4202	5-110
Perform Radiological Decontamination	63-2-4207	5-112
Cross a Chemically Contaminated Area	63-2-4226	5-114
Combat Battlefield Stress	63-2-4303	5-154
Process Enemy Prisoners of War	63-2-4304	5-156
Process Captured Documents and Equipment	63-2-4305	5-158
Employ Physical Security Measures	63-2-4306	5-118
Respond to the Residual Effects of a Nuclear Attack	63-2-4328	5-123
Respond to a Chemical Attack	63-2-4334	5-126
Perform Maintenance Control Functions	43-2-0050	5-139
Provide Unit Supply Support	63-2-4515	5-169
Setup Unit Headquarters and Bivouac Areas	63-2-0008	5-67

**Table 4-4. T&EOs from Chapter 5 to Use for Evaluating this  
FTX, scenario (continued)**

<b>Task</b>	<b>Task Number</b>	<b>Page</b>
Conduct Nontactical Road March	63-2-4808	5-17
Perform Sea Port of Embarkation Activities for Deployment	63-2-4809	5-20
Perform Aerial Port of Embarkation Activities for Deployment	63-2-4810	5-24
Perform Aerial Port of Debarkation Activities for Deployment	63-2-4811	5-27
Perform Sea Port of Debarkation Activities for Deployment	63-2-4812	5-30
Perform Redeployment Personnel and Administrative Actions	63-2-4814	5-34
Perform Redeployment Supply Activities	63-2-4816	5-37
Perform Redeployment Maintenance Activities	63-2-4817	5-38
Perform Vehicles & Equipment for Redeployment	63-2-4818	5-42
Perform Sea Port of Embarkation Activities for Redeployment	63-2-4819	5-46
Perform Aerial Port of Embarkation Activities for Redeployment	63-2-4820	5-50
Perform Aerial Port of Debarkation Activities for Redeployment	63-2-4821	5-53
Perform Home Station Activities	63-2-4822	5-55
Plan Unit Redeployment	63-2-4829	5-199
Plan Unit Deployment Activities Upon Receipt of a Warning Order	63-2-4828	5-197

**GROUND MAINTENANCE COMPANY  
SITUATIONAL TRAINING EXERCISE  
DEPLOY UNIT TO A NEW THEATER OF OPERATIONS  
STX**

**1. Objective.** This STX trains the unit in deployment to a new theater of operations. This STX also provides the commander and key leaders with practice in planning, controlling, and coordinating unit deployment activities. The unit must become proficient in planning and preparing for deployment operations.

**2. Interface.**

a. This STX supports the unit FTX - Provide DS Maintenance and Class IX Supply Support to Units in the DSA.

b. This STX supports the Higher Headquarters STX - Supervise Deployment of Subordinate Elements to a New Theater of Operations.

**3. Training.**

a. Leader Training.

(1) This STX can be used to plan and implement deployment (land, sea, or air) of the unit as part of an FTX or CPX.

(2) During classroom activities, the use of the TSOP; the responsibilities and procedures outlined in FMs 22-9, 55-9, 55-10, 63-2-2, 63-21-1 and 100-17 series; and ARs 700-84 and 750-1 should be discussed and the T&EOs listed in this STX should be reviewed.

(3) The leader should use a map of the location where the STX is to be conducted and a sand table model to match the actual terrain, if possible.

(4) Command Post Exercises (CPX), Command Field Exercises (CFX), and TEWTs provide ground training for leaders. STXs support such exercises.

(5) Simulations and games teach leaders as part of a continuing officer and NCO development program.

(6) Tips for leader training.

(a) Leaders should familiarize themselves with the procedures for planning and executing deployment operations. Leaders should also familiarize themselves with the installation SOP for supporting unit deployments.

(b) Leaders should conduct a personal reconnaissance of the training area where deployment activities will take place.

(c) Leaders should review the unit and HQ's deployment SOPs.

b. Tips for Training.

(1) After the unit demonstrates proficiency for the tasks in Table 4-5, this STX can be trained under several options.

(a) Inclement weather.

(b) Various unit category levels.

(c) Different modes of transportation.

(d) With or without OPFOR interdiction.

(e) With or without NBC conditions.

(f) Day or night.

(g) Movement over single or multiple routes.

(2) The unit must become proficient in the basics of planning and executing deployment before attempting complex options.

(3) After proficiency in this STX is reached, the unit sustains proficiency by executing this STX as part of an FTX.

#### **4. Training Enhancers.**

a. The commander, in coordination with higher headquarters, secures deployment guidance, obtains pertinent SOPs, and reviews deployment outload planning.

b. The Unit Movement Officer (UMO)/NCO updates unit deployment plans in coordination with unit leaders, HQ's, and installation support elements.

c. The HQ's S2/S3 provides the unit with the deployment sequence.

d. Unless otherwise approved by the senior OC, all reports and recommendations should be provided in hard copy to the senior trainer for evaluation.

e. This exercise begins with the receipt of a deployment warning order and ends when the unit is established in the theater of operations. AARs are conducted as shown in Table 4-5. This table includes a suggested scenario.

**Table 4-5. Ground Maintenance Company  
STX, Deploy Unit to a New Theater of Operations**

<u>SEQUENCE</u>	<u>EVENT</u>	<u>ESTIMATED TIME</u>	
1.	Receive notification		10 min
2.	Verify notification		10 min
3.	Initiate Recall Plan		30 min
4.	Perform administrative and personnel activities	3 hrs	
5.	*Establish local security		20 min
6.	Brief key personnel		30 min
7.	*Update movement, deployment, and marshaling area plans	2 hrs	
8.	AAR		50 min
9.	Assemble deployment teams		30 min
10.	Identify installation deployment support element		20 min
11.	Inspect vehicles and unit equipment	1 hr	30 min
12.	*Conduct showdown inspections	1 hr	
13.	Undergo SRP processing	2 hrs	
14.	Prepare vehicles and equipment	4 hrs	15 min
15.	*Load vehicles and equipment	3 hrs	
16.	AAR	1 hr	

**Table 4-5. Ground Maintenance Company  
STX, Deploy Unit to a New Theater of Operations (continued)**

<u>SEQUENCE</u>	<u>EVENT</u>	<u>ESTIMATED TIME</u>	
17.	Receive movement order		30 min
18.	Conduct non tactical road march	1 hr	
19.	Arrive at APOE/SPOE		10 min
20.	Perform embarkation activities	2 hrs	
21.	Arrive at APOD/SPOD		30 min
22.	Perform debarkation activities	2 hrs	
23.	Perform staging and marshalling activities	1 hr	
24.	Conduct theater reception operations	2 hrs	
25.	Coordinate theater integration activities	2 hrs	
26.	AAR	1 hr	
27.	Receive movement order		30 min
28.	Perform advance/quartering party activities	2 hrs	
29.	Conduct route reconnaissance	1 hr	
30.	Conduct tactical road march	1 hr	
31.	Defend march element		45 min
32.	Continue convoy		
33.	Cross release point (RP)		10 min
34.	AAR	1 hr	
Total Time: 37 hrs 20 min			
NOTE 1: Events will be performed to standard, not time limitations. The time required to train an event will vary based on METT-TC factors and the training proficiency of the unit.			
NOTE 2: Additional time is required if large portions of the exercise are conducted at night, under limited visibility or under mission oriented protective posture (MOPP) conditions.			
NOTE 3: Time must be added to the exercise (sleeping time, eating time, and travel time to and from the training area).			
* Indicates time is not added to the total time because tasks are performed simultaneously with other tasks.			



**5. General Situation.**

- a. The company is currently located at home station. The unit is under the command and control of the unit commander.
- b. The platoon leaders and section leaders provide personnel and equipment status reports.
- c. The installation provides required deployment support.
- d. APODs, SPODs, and the OCONUS location are identified.

**6. FRAGO.** The commander issues the following FRAGO:

"We have been alerted to deploy the Company. The new OCONUS location is -----, vicinity ----- (grid coordinates). Execute our deployment plan. Be prepared to deploy within ----- hours."

**7. Support Requirements.**

- a. Minimum Trainer and Observer Controller Requirements. This exercise should be conducted with the unit commander as the trainer and primary OC. If possible, there should be an evaluator with the company headquarters and each mission section.
- b. Opposing Force:
  - (1) The OPFOR is not required but may be used to attack the convoy for this situational training exercise.
  - (2) The OPFOR should have specific missions and be controlled whenever used.
  - (3) MILES can be used or the OCs can assess damage to facilities, equipment, and personnel casualties.
- c. Vehicles and Communications. Vehicles and communications equipment organic to the unit are used. When OPFOR is employed, vehicles and communications for the OCs and the OPFOR are required. Each controller/evaluator reports directly to the primary evaluator.
- d. Maneuver Area. Depending upon the LTA, it is desirable to have an adequate training area for setting up operations, with minimum dimensions of 1.5

by 1.5 kilometers. A road network is required that allows a road march of at least 10 kilometers.

e. Master Incident List. During this STX, MIL is essential to provide input to drive unit actions. Input items from the MIL using BFACS, the movement tracking system (MTS), analog and digital communication systems.

f. Consolidated Support Requirements. Table 4-6 shows the suggested support requirements for this STX.

**Table 4-6. Consolidated Support Requirements for STX,  
Deploy Unit to a New Theater of Operations**

<b><u>AMMUNITION</u></b>	<b><u>QUANTITY</u></b>
5.56 mm SAW (Blank)	60 rds/wpn
5.56 mm SAW (Blank)	120 rds/wpn OPFOR
5.56 mm Blank)	30 rds/wpn
5.56 mm (Blank)	60 rds/wpn OPFOR
40 mm (Blank)	20 rds/wpn
.50 Cal (Blank)	100 rds/wpn
9 mm (Blank)	10 rds/wpn
Blank adapter	1 set/wpn
MILES	1 set/wpn
ATWESS	1 per LAW / AT4
<b><u>FUEL</u></b>	
Use known historical data or Operations Logistics Planner (OPLOGPLN) software. Multiply the pieces of equipment times the amount of fuel per mile or hour times the tentative operating mileage or hours.	
<b><u>NBC EQUIPMENT</u></b>	TOE equipment is used.
<b><u>EQUIPMENT</u></b>	
All organic equipment, to include authorized TOE and CTA, is used. Rail and aircraft loads are simulations.	

**Table 4-6. Consolidated Support Requirements for STX,  
Deploy Unit to a New Theater of Operations (continued)**

**OTHER**

Meals 3 per person per day IAW ration cycle

NOTE: The consolidated support requirements outlined for this STX are intended as suggestions only. The actual firing of blank ammunition is not necessary to train this STX. However, local policies or constraints may not allow for providing the items in the suggested amount.

**8. T&EO Sequence.** Table 4-7 lists the T&EOs for this STX.

**Table 4-7. T&EOs from Chapter 5 to Use in Evaluating STX,  
Deploy Unit to a New Theater of Operations**

<b>Task</b>	<b>Task Number</b>	<b>Page</b>
Prepare Unit to Move	63-2-4002	5-4
Conduct Tactical Road March	63-2- 4003	5-7
Defend March Elements	63-2-4006	5-74
Plan Occupation of a New Area of Operations	63-2-4007	5-180
Perform Advance/Quartering Party Activities	63-2-4008	5-10
Occupy New Operating Site	63-2-4009	5-13
Plan Unit Defense	63-2-4010	5-182
Set Up Unit Defense	63-2-4011	5-79
Prepare Unit for Nuclear, Biological, and Chemical Conditions	63-2-4013	5-86
Plan Area Damage Control Operations	63-2-4014	5-185
Employ Operations Security Measures	63-2-4016	5-85
Maintain Communications	63-2-4017	5-187
Establish Communications	63-2-4040	5-191
Combat Battlefield Stress	63-2-4303	5-154
Process Enemy Prisoners of War	63-2-4304	5-156
Process Captured Documents and Environmental	63-2-4305	5-158

<b>Table 4-7. T&amp;EOs from Chapter 5 to Use in Evaluating STX, Deploy Unit to a New Theater of Operations (continued)</b>		
<b>Task</b>	<b>Task Number</b>	<b>Page</b>
Employ Physical Security Measures	63-2-4306	5-118
Transport Casualties	63-2-4316	5-162
Perform Risk Management Procedures	63-2-4326	5-162
Conduct Nontactical Road March	63-2-4808	5-17
Perform Sea Port of Embarkation Activities for Deployment	63-2-4809	5-20
Perform Aerial Port of Embarkation Activities for Deployment	63-2-4810	5-24
Perform Aerial Port of Debarkation Activities for Deployment	63-2-4811	5-27
Perform Sea Port of Debarkation Activities for Deployment	63-2-4812	5-30
Plan Unit Mobilization In a Peacetime Environment	63-2-4827	5-193
Plan Unit Deployment Activities Upon Receipt of a Warning Order	63-2-4828	5-196

**GROUND MAINTENANCE COMPANY  
SITUATION TRAINING EXERCISE  
RELOCATE UNIT TO A NEW OPERATING SITE  
STX**

**1. Objective.** This STX trains the unit in planning, coordinating, and relocating the unit to a new operating area. This STX provides the commander and key leaders practice in selecting routes, ground convoy planning, advance party/quartermaster party planning, coordinating required area maintenance support for the move, and controlling movement. The unit must become proficient in planning and preparing to relocate to a new operating site, as well as simultaneously providing conventional maintenance support to the division rear units during the move.

**2. Interface.**

a. This STX supports the unit FTX - Provide DS Maintenance and Class IX Supply Support to Units in the DSA.

b. This STX supports the HQ's STX - Supervise Relocation of Subordinate Elements and Sustainment Resources.

**3. Training.**

a. Leader Training.

(1) This STX can be used to plan and implement movement of the unit as part of a CPX or FTX.

(2) During classroom activities, the use of the TSOP and responsibilities and procedures outlined in FMs 55-30, 63-2-2 and 63-21-1 should be discussed, and the T&EOs listed in this STX should be reviewed.

(3) CPX, CFX, and TEWTs provide ground training for leaders. STXs support such exercises.

(4) Situational awareness and in transit visibility of transportation assets should be maintained throughout actual convoy movement using the real time on the move capability of MTS.

(5) Tips for leader training.

(a) Leaders should familiarize themselves with the procedures for planning and executing movement.

(b) The unit and higher headquarters TSOP should be reviewed.

(c) A personal reconnaissance should be conducted, if possible, of the training area where movement and unit establishment will be performed.

b. Tips for Training.

(1) After the unit demonstrates proficiency for the tasks in Table 4-8, this STX can be trained under several options.

(a) Elements moving over single or multiple routes.

(b) With or without OPFOR interdiction.

(c) With or without NBC environment.

(d) Day or night.

(e) Single or multiple lift moves.

(2) The unit must become proficient in the basics of planning, coordinating and conducting the movement and relocation of the unit before attempting more complex options.

(3) After proficiency in this STX is reached, the unit sustains proficiency by executing this STX as part of an FTX.

#### **4. Training Enhancers.**

a. The company commander determines movement priorities based on the higher headquarters, commander's guidance, type of operations, or his judgment. The enemy situation will affect the security requirements. The unit must be prepared at any time to contend with automation failure, take countermeasures to electronic warfare, defend against air, ground, or terrorist threat attacks during daylight or darkness, and be prepared to respond appropriately to enemy or friendly nuclear, biological or chemical operations.

b. The unit plans the move in conjunction with units' Headquarters.

c. Unless otherwise approved by the chief OC, all reports and recommendations should be provided in hard copy to the senior trainer for evaluation.

d. The unit should be able to relocate at least once every 24 hours.

e. This exercise begins with receipt of a warning order and ends after briefing the commander. AARs are conducted as shown in Table 4-8. This table includes a suggested scenario.

<b>Table 4-8. Ground Maintenance Company FTX, Relocate Unit to a New Operating Site</b>		
<b><u>SEQUENCE</u></b>	<b><u>EVENT</u></b>	<b><u>ESTIMATED TIME</u></b>
1.	Receive warning order	15 min
2.	Issue FRAGO	10 min
3.	Prepare to move	1 hr
4.	*Dispatch advance/quartermen party	20 min
5.	Dismantle area	1 hr
6.	Organize march unit	30 min
7.	Conduct AAR	30 min
8.	Cross SP	10 min
9.	Conduct road march	1 hr
10.	Cross contaminated area	45 min
11.	AAR	1 hr
12.	Continue road march	15 min
13.	Respond to OPFOR ambush	30 min
14.	AAR	1 hr
15.	Continue road march	15 min
16.	Cross RP	10 min
17.	Verify closing reports	1 hr
18.	Brief commander	30 min
19.	Final AAR	1 hr
Total Time: 11 hrs		

**Table 4-8. Ground Maintenance Company  
STX,  
Relocate Unit to a New Operating Site (continued)**

NOTE 1: Events will be performed to standard, not time limitations. The time required to train an event will vary based on METT-TC factors and the training proficiency of the unit.

NOTE 2: Additional time is required if large portions of the exercise are conducted at night, under limited visibility or under mission oriented protective posture (MOPP) conditions.

NOTE 3: Time must be added to the exercise (sleeping time, eating time, and travel time to and from the training area).

\* Indicates time is not added to the total time because tasks are performed simultaneously with other tasks.

**5. General Situation.**

- a. The company is deployed in a combat zone. Its mission is to provide DS maintenance support.
- b. Pertinent maps and engineer overlays are available.
- c. The Advance Party will perform route reconnaissance.
- d. The OPFOR is capable of launching air or ground attacks, employing NBC agents, and engaging in EW.
- e. Major deviation(s) from the displacement plan may occur.
- f. This exercise is conducted in all environmental conditions.



**6. FRAGO.** The commander issues the following FRAGO:

"We will convoy to our new area of operations. The enemy has the capability to interdict our movement along the entire main supply route. Maintain march discipline and proper distance between vehicles and serials. Be prepared for immediate action drills in case of ambush. Platoon Leaders will maintain comms using analog and digital communications and report to company HQ all enemy activity or any other activity that impedes the progress of the unit. All serials report in as you reach each designated checkpoint. Go to MOPP2. HQ's S2/S3 states there is a contaminated area on current route of march vicinity ----- . Our convoy will be rerouted at checkpoint -- to the alternate MSR. All serials will report upon closure at the new operating site."

**7. Support Requirements.**

a. Minimum Trainer/OCs. This exercise should be conducted with the unit commander as the trainer and primary OC. If possible, there should be an evaluator with each company section.

b. Opposing Force:

(1) OPFOR may or may not be required when the exercise is conducted as part of a CPX. OPFOR should be used if the exercise is part of an FTX.

(2) OPFOR should have specific missions and be controlled when used.

(3) MILES can be used, or the OC can assess damage to the unit.

c. Vehicles and Communications. Vehicles and communications equipment organic to the unit are used. When an OPFOR is employed, a vehicle and communications are needed for the OC.

d. Maneuver Area. A training area of sufficient size, approximately 1.5 by 1.5 kilometers is needed to support the number of vehicles and equipment in the unit. A road network is required that allows a road march of at least 20 kilometers. Vegetation and terrain should allow cover and concealment for facilities, vehicles, and equipment.

e. Master Incident List. During the STX, the MIL is essential to provide input to drive unit actions. Input items from the MIL using appropriate BFACS, MTS, analog, and digital communications.

f. Consolidated Support Requirements. Table 4-9 shows the suggested support requirements for this STX.

<b>Table 4-9. Consolidated Support Requirements for STX, Relocate Unit to a New Operating Site</b>	
<b><u>AMMUNITION</u></b>	<b><u>QUANTITY</u></b>
5.56 mm SAW (Blank)	300 rds/wpn
5.56 mm SAW (Blank)	600 rds/wpn OPFOR
5.56 mm (Blank)	150 rds/wpn
5.56 mm (Blank)	300 rds/wpn OPFOR
40 mm (Blank)	120 rds/wpn
.50 Cal (Blank)	600 rds/wpn
9 mm (Blank)	30 rounds/wpn
Blank adapter	1 set/wpn
MILES	1 set/wpn
Smoke grenades	4 per platoon/section
Smoke grenades	4 ea per OPFOR
Simulators, booby trap	4 per unit
Claymore Mine (tng)	4-6 per unit
Claymore Mine (tng)	4-6 per OPFOR
ATWESS	1 per LAW / AT4
Simulators, arty	2 per trainer/evaluator
Simulators, arty	2 per OPFOR
Simulators, hand grenades	10 per OPFOR
<b><u>FUEL</u></b>	
Use known historical data or Operations Logistics Planner (OPLOGPLN) software. Multiply the pieces of equipment times the amount of fuel per mile (or hour), times the tentative operating mileage (or hours).	
<b><u>EQUIPMENT</u></b>	
All organic equipment, to include authorized TOE and CTA, is used. Rail and aircraft loads are simulations.	

**Table 4-9. Consolidated Support Requirements for  
STX,  
Relocate Unit to a New Operating Site (continued)**

**OTHER**

Meals	3 per individual per day
War Wound Mouflage Set	1 each
Aircraft for simulated air attack	1 each
Fire Marker Control System	(When available)

NOTE: The consolidated support requirements outlined for this STX are intended as suggestions. Local policies or constraints may not allow for providing the items.

**8. T&EO Sequence.** Table 4-10 lists the T&EOs for this STX.

**Table 4-10. T&EOs from Chapter 5 to Use in Evaluating STX,  
Relocate Unit to a New Operating Site**

<b>Task</b>	<b>Task Number</b>	<b>Page</b>
Plan Unit Move	63-2-4001	5-201
Prepare Unit to Move	63-2-4002	5-4
Conduct Tactical Road March	63-2-4003	5-7
Cross a Radiologically Contaminated Area	63-2-4005	5-70
Defend Convoy Elements	63-2-4006	5-74
Perform Advance/Quartering Party Activities	63-2-4008	5-10
Provide Personnel and Administrative Support	63-2-4015	5-149
Employ Operations Security Measures	63-2-4016	5-85
Maintain Communications	63-2-4017	5-187
Perform Operational Decontamination	63-2-4018	5-88
Perform Thorough Decontamination	63-2-4019	5-90
Establish Communications	63-2-4040	5-191
Cross a Chemically Contaminated Area	63-2-4226	5-114
Combat Battlefield Stress	63-2-4303	5-154
Process Enemy Prisoners of War	63-2-4304	5-156

<b>Table 4-10. T&amp;EOs from Chapter 5 to Use in Evaluating STX, Relocate Unit to a New Operating Site (continued)</b>		
<b>Task</b>	<b>Task Number</b>	<b>Page</b>
Process Captured Documents and Equipment	63-2-4305	5-158
Employ Physical Security Measures	63-2-4306	5-118
Use Passive Air Defense Measures	63-2-4307	5-61
Take Active Air Defense Measures Against Hostile Aircraft	63-2-4308	5-64
Perform Field Sanitation Functions	63-2-4315	5-160
Transport Casualties	63-2-4316	5-162
Perform Risk Management Procedures	63-2-4326	5-165
Respond to a Chemical Attack	63-2-4334	5-126
Provide Unit Supply Support	63-2-4515	5-169

**GROUND MAINTENANCE COMPANY  
SITUATIONAL TRAINING EXERCISE  
ESTABLISH UNIT AREA OF OPERATIONS**

**1. Objective.** This STX is designed to train the unit in establishing its command post and mission areas of operation (for maintenance control, unit-level maintenance, and DS maintenance support) after a tactical move. It also provides the company commander and key leaders practice in planning, coordinating, and controlling those activities required to achieve a trained and ready area maintenance support capability. The unit must become proficient in establishing its command and control system, establishing horizontal, vertical and lateral communications, establishing administrative and mission support areas of operations, and preparing defensive positions. This STX combines the elements of advance/quarterming party functions, site occupation, NBC and EW countermeasures, preparation and establishment of defensive positions, command and control, bivouac, and administrative areas.

**2. Interface.**

a. This STX supports the unit FTX – Provide DS Maintenance and Class IX Supply Support to Units in the DSA.

b. This STX supports the HQ's STX - Supervise Establishment of Subordinate Elements and Sustainment Resources.

**3. Training.**

a. Leader Training.

(1) This STX can be used to plan and execute the establishment of unit operational and administrative areas in a new location as a part of a CPX or FTX.

(2) During classroom activities, the use of the TSOP responsibilities and procedures outlined in FMs 9-43-1, 9-43-2, 55-30, 63-2-2 and 63-21-1, and the T&EOs listed in this STX should be reviewed.

(3) Leaders should use a map of the actual location where the STX is to be conducted and a sand table model to match the actual terrain, if possible.

(4) Tips for leader training.

(a) Leaders should familiarize themselves with the functional procedures for establishing communications/situational awareness with higher, subordinate, and supported units; establishing the unit command and control systems; and establishing unit operational, administrative and bivouac areas. Leaders should familiarize themselves with the doctrinal procedures for advance/quartering party planning and coordination; preparing the occupation plan; planning area defense; directing the establishment of defense areas; planning Area Damage Control (ADC); and directing EW and NBC countermeasures.

(b) Leaders should review the unit and HQ's TSOPs.

(c) A personal reconnaissance should be conducted, if possible, of the training area where movement and unit establishment will be performed.

b. Tips for Training.

(1) After the unit demonstrates proficiency for the tasks in Table 4-11, this STX can be trained under varying options.

(a) With or without OPFOR interdiction.

(b) With or without NBC conditions.

(c) In a field or Military Operations in Urban Terrain (MOUT) environment.

(2) The unit must become proficient in the doctrine and Tactics, Techniques and Procedures (TTP) for establishing situational awareness, command, control and communications facilities, and administrative and mission support areas before attempting more complex options.

(3) After proficiency in this STX is reached, the unit sustains proficiency by executing this STX as part of an FTX.

4. **Training Enhancers.**

a. The unit commander should have conducted a tactical road march prior to this STX. The unit must be prepared at any time to take countermeasures to EW and automation failure, to defend against air, ground, or terrorist attacks during daylight or darkness and to respond appropriately to enemy or friendly NBC operations.

b. The unit establishes the new operating site IAW the TSOP. When the site is operational, the HQ's S2/S3 is notified that the unit is prepared to perform its operational mission.

c. Unless otherwise approved by the chief OC, all reports and recommendations should be provided in hard copy to the senior trainer for evaluation.

d. This exercise begins when the unit advance/quartering party arrives at the new site and ends when the unit areas are established. AARs are conducted as shown in Table 4-11. This table includes a suggested scenario.

<b>Table 4-11. Ground Maintenance, (DASB) STX, Establish Unit Area of Operations</b>			
<b><u>SEQUENCE</u></b>	<b><u>EVENT</u></b>	<b><u>ESTIMATED TIME</u></b>	
1.	Conduct quartering/advance party activities	2 hrs	
2.	*Set up defensive positions	1 hr	30 min
3.	Set up command post	1 hr	
4.	*Set up maintenance control section	1 hr	
5.	Establish platoon mission areas	4 hrs	
6.	*Set up administrative and bivouac areas.	1 hr	
7.	Issue FRAGO		10 min
8.	Conduct AAR	1 hr	
Total Time: 8 hrs 10 min			
NOTE 1: Events will be performed to standard, not time limitations. The time required to train an event will vary based on METT-TC factors and the training proficiency of the unit.			
NOTE 2: Additional time is required if large portions of the exercise are conducted at night, under limited visibility or under mission oriented protective posture (MOPP) conditions.			
NOTE 3: Time must be added to the exercise (sleeping time, eating time, and travel time to and from the training area).			
* Indicates time is not added to the total time because tasks are performed simultaneously with other tasks.			

**5. General Situation.**

- a. The advance/quartering party has performed preliminary security and organization of the new site. The unit elements follow. They establish administrative and mission support areas and are prepared to defend at any time during buildup.
- b. A site reconnaissance has been performed.
- c. A tentative support area layout plan and defense plans are available.
- d. Sufficient supplies and equipment are available.
- e. NBC detection equipment is available.
- f. This exercise is conducted in all environmental conditions.
- g. The OPFOR has the potential to conduct ground, air, and NBC warfare.
- h. The exercise is conducted in a field site or MOUT environment.

**6. FRAGO.** The commander issues the following FRAGO:

" We will provide DS maintenance and class IX supply support to divisional units and subordinate units from our new location for the next two days. The support areas are at -----(grid coordinates), and -----(grid coordinates) respectively. The enemy is capable of mounting attacks throughout the Division Support Area and bringing indirect fire upon us. I want the CP and the Maintenance Control Office set up and operational immediately, followed by administrative and bivouac areas. Get voice and/or digital communications in quickly with higher HQ's, subordinate units, and supported units' S3 and S4 sections. Platoon Leaders begin setting up to support in your respective areas. I will visit each of your areas to provide further guidance. Use cover and concealment to mask our activities and strict enforcement of Light and noise discipline. Get your OPs/LPs out. Personnel will remain at MOPP2 based on reports of enemy threat capabilities."



**7. Support Requirements.**

a. Minimum Trainer and OCs. This exercise should be conducted with the unit commander as the trainer and primary OC. If possible, there should be an evaluator with each section.

b. Opposing Force:

(1) The OPFOR should not be more than platoon size with crew-served weapons. OPFOR should be well trained in threat tactics, have specific missions, and be controlled when used.

(2) The MILES can be used, or the OC can assess damage to the unit.

c. Vehicles and Communications. Vehicles and communications equipment organic to the unit is used. When OPFOR is employed, a vehicle and analog and/or digital communications are needed for the OC.

d. Maneuver Area. Depending upon the LTA, it is desirable to have an adequate training area approximately 1.5 by 1.5 kilometers.

e. Master Incident List. During the STX, the MIL is essential to provide input to drive unit actions. Input items from the MIL using appropriate BFACS, MTS, analog, and digital communication.

f. Consolidated Support Requirements. Table 4-12 shows the suggested support requirements for this STX.

<b>Table 4-12. Consolidated Support Requirements for STX, Establish Unit Area of Operations</b>	
<b><u>AMMUNITION</u></b>	<b><u>QUANTITY</u></b>
5.56 mm SAW (Blank)	150 rds/wpn
5.56 mm SAW (Blank)	300 rds/wpn OPFOR
5.56 mm (Blank)	90 rds/wpn
5.56 mm (Blank)	180 rds/wpn OPFOR
40 mm (Blank)	60 rds/wpn
.50 Cal (Blank)	300 rds/wpn
9 mm (Blank)	30 rounds/wpn
Blank adapter	1 set/wpn
MILES	1 set/wpn

**Table 4-12. Consolidated Support Requirements for STX,  
Establish Unit Area of Operations (continued)**

Smoke grenades	4 per OPFOR
Smoke grenades	4 ea per platoon/section
Simulators, booby trap	4 per unit
Claymore Mine (tng)	4-6 per unit
Simulators, hand grenades	10 per OPFOR
ATWESS	1 per LAW / AT4
Claymore Mine (tng)	4-6 per OPFOR
Simulators, arty	2 per trainer/evaluator
Simulators, arty	2 per OPFOR

**FUEL**

Use known historical data or Operations Logistics Planner (OPLOGPLN) software. Multiply the pieces of equipment times the amount of fuel per mile (or hour), times the tentative operating mileage (or hours).

**NBC EQUIPMENT**

TOE equipment is used.

**EQUIPMENT**

All organic equipment, to include authorized TOE and CTA, is used. Rail and aircraft loads are simulations.

**OTHER**

Meals	3 per person per day IAW ration cycle
War Wound Mouflage Set	1 each
Fire Marker Control System	(When available)

NOTE: The consolidated support requirements outlined for this STX are intended as suggestions only. The actual firing of blank ammunition is not necessary to train this STX. However, local policies or constraints may not allow for providing the items.

**8. T&EO Sequence.** Table 4-13 lists the T&EOs for this STX.

<b>Table 4-13. T&amp;EOs from Chapter 5 to Use in Evaluating STX, Establish Unit Area of Operations</b>		
<b>Task</b>	<b>Task Number</b>	<b>Page</b>
Plan Occupation of New Area of Operations	63-2-4007	5-180
Perform Advance/Quartering Party Activities	63-2-4008	5-10
Occupy New Operating Site	63-2-4009	5-13
Plan Unit Defense	63-2-4010	5-182
Set Up Unit Defense	63-2-4011	5-79
Prepare Unit for Nuclear, Biological, and Chemical Conditions	63-2-4013	5-83
Plan Area Damage Control Operations	63-2-4014	5-185
Provide Personnel and Administrative Support	63-2-4015	5-149
Employ Operations Security Measures	63-2-4016	5-85
Maintain Communications	63-2-4017	5-187
Establish Communications	63-2-4040	5-191
Combat Battlefield Stress	63-2-4303	5-154
Process Enemy Prisoners of War	63-2-4304	5-156
Process Captured Documents and Equipment	63-2-4305	5-158
Employ Physical Security Measures	63-2-4306	5-118
Use Passive Air Defense Measures	63-2-4307	5-61
Perform Field Sanitation Functions	63-2-4315	5-160
Transport Casualties	63-2-4316	5-162
Perform Risk Management Procedures	63-2-4326	5-165
Provide Unit Supply Support	63-2-4515	5-169
Set Up Unit Headquarters and Bivouac Areas	63-2-4518	5-16

**GROUND MAINTENANCE COMPANY  
SITUATIONAL TRAINING EXERCISE  
PROVIDE DS MAINTENANCE SUPPORT**

**1. Objective.** This STX is designed to train the Maintenance Control Office, and Maintenance Sections leaders in providing direct support maintenance management/support to divisional elements and attached units. This STX also provides the company commander and key leaders with practice in planning, coordinating, controlling, and managing field maintenance (unit and general support) and back up recovery support to division units. Company personnel must become proficient in maintenance management techniques and procedures, DS maintenance support operations. The company also must become proficient in organizing defensive measures against Levels I, II, and III threats.

**2. Interface.**

a. This STX supports the unit FTX - Provide DS Maintenance and Class IX Supply Support to Units in the DSA.

b. This STX supports the HQ's STX - Provide DS Maintenance and Supply Support.

**3. Training.**

a. Leader Training.

(1) This STX can be used to train the unit as part of an FTX or a CPX.

(2) During classroom activities, the use of the TSOP; responsibilities and procedures outlined in FMs 9-43-1, 9-43-2, 63-2-2, 63-21-1, and 3-100; and the T&EOs listed in this STX should be reviewed.

(3) CPX, CFX, and TEWTs provide ground training for leaders when the actual STX location is used. Leaders should use a map of the actual area where the STX is to be conducted and a sand table model to match the actual terrain, if possible.

(4) Games and simulations are developed to teach leaders as part of a continuing officer and NCO development program. They also are used to exercise command and control at various command and staff levels.

(5) Tips for leader training.

(a) Leaders should familiarize themselves with the doctrinal procedures and TTP for establishing unit command, control and communications facilities. They should familiarize themselves with the procedures for establishing and operating field maintenance activities, maintenance management, and recovery techniques. They should familiarize themselves with the procedures for operating in a field or MOUT environment.

(b) Leaders should review the unit and HQ's TSOPs.

(c) A personal reconnaissance should be conducted, if possible, of the training location where support areas will be established.

b. Tips for Training.

(1) After the unit demonstrates proficiency for the tasks in Table 4-14, this STX can be trained under varying options.

(a) With or without OPFOR interdictions.

(b) With or without NBC conditions.

(c) In a field or MOUT environment.

(d) Day or night.

(2) The unit must become proficient in receiving supplies, in organizing responses to NBC, and Level I, II and III threats; and in performing mission requirements to include:

(a) Direct support level maintenance.

(b) Technical assistance.

(c) Quality assurance/quality control inspection.

(f) Technical assistance inspections when required by user units.

(3) After proficiency in this STX is reached, the unit sustains proficiency by executing this STX as part of an FTX.

#### 4. Training Enhancers.

a. The Company commander may conduct a tactical road march as an introductory phase of this STX. The unit must be prepared at any time to defend against air, ground, or terrorist attacks during daylight or darkness, and to respond appropriately to enemy or friendly NBC operations.

b. The unit establishes the new operating site IAW the commander and key leader's organizational plans. When the site is operational, the HQ's S2/S3 is notified that the unit is prepared to perform its operational mission.

c. Unless otherwise approved by the chief OC, all reports and recommendations should be provided in hard copy to the senior trainer for evaluation.

d. This exercise begins when the company receives requests for support and ends when the company comes under a Level II/III attack. The STX includes aerial resupply tasks. AARs are conducted as shown in Table 4-14. This table includes a suggested scenario.

<b>Table 4-14. Ground Maintenance Company STX, Provide DS Maintenance and Supply Support</b>		
<b><u>SEQUENCE</u></b>	<b><u>EVENT</u></b>	<b><u>ESTIMATED TIME</u></b>
1.	Commander issues guidance	15 min
2.	Provide DS Maintenance Support	18 hrs
3.	AAR	1 hr

**Table 4-14. Ground Maintenance Company  
STX, Provide DS Maintenance Support (continued)**

<u>SEQUENCE</u>	<u>EVENT</u>	<u>ESTIMATED TIME</u>	
4.	Defend unit area	5 hrs	
5.	*Receive alert message		10 min
6.	*Occupy fighting positions		15 min
7.	*Increase perimeter manning		20 min
8.	*Assemble reaction forces		30 min
9.	*Respond to Level I threat activities	1 hr	30 min
10.	*Respond to NBC attack		30 min
11.	*Perform decontamination and monitoring operations	2 hrs	
12.	*Continue maintenance mission (with degradation)	2 hrs	
13.	AAR	1 hr	
14.	Respond to air attack by OPFOR		30 min
15.	*Conduct restoration activities	1 hr	
16.	Receive notification of Level II/III threat		15 min
17.	Final AAR	1 hr	
Total Time: 22 hrs			
NOTE 1: Events will be performed to standard, not time limitations. The time required to train an event will vary based on METT-TC factors and the training proficiency of the unit.			
NOTE 2: Additional time is required if large portions of the exercise are conducted at night, under limited visibility or under mission oriented protective posture (MOPP) conditions.			
NOTE 3: Time must be added to the exercise (sleeping time, eating time, and travel time to and from the training area).			
* Indicates time is not added to the total time because tasks are performed simultaneously with other tasks.			

**5. General Situation.**

- a. The advance/quartering party has performed preliminary security and organization of the new site. The unit elements follow. They establish operations and defend at any time during buildup.
- b. A site reconnaissance has been performed.
- c. Tentative layout plan, safety plan, and defense plan are available.
- d. Aerial resupply is needed to insure that sufficient supplies and equipment are available.
- e. Pertinent maps and overlays are available.
- f. This exercise is conducted in all environmental conditions.
- g. The OPFOR has the potential to conduct ground, air, and NBC warfare.
- h. The exercise is conducted in a field site or MOUT environment.

**6. FRAGO.** The commander issues the following FRAGO:

The Company commander conducts a meeting with Co HQ, Maintenance Control Officer, and Maintenance Platoon Leaders, and issues the following operational guidance: "We will provide maintenance and supply support from our present location for the next two days, so continue to improve our defensive posture. The enemy is capable of mounting ground and aerial attacks throughout the support area and bringing indirect fire upon our unit positions and mission support areas. I want each section under cover and concealment and operational as soon as possible. Quickly establish voice and/or digital comms links between the MCO, S4, and Support Operations Section of our higher headquarters and S4s of supported units. Run a diagnostics on data systems, ULLS-G, SAMS-1 and SARSS if applicable to make sure they are up and running. Make sure all personnel and equipment assets are ready to render support on short notice. Keep me updated on maintenance status and equipment readiness of our equipment, and make sure I'm notified of any problems that impact our ability to continue to provide Maintenance and Supply Support. Because our company is a prime target for threat weaponry, we must maintain OPSEC measures and NBC defenses while continuing to support. Platoon leaders come up on the net with MCO when your sections are ready to provide support."



**7. Support Requirements.**

a. Minimum Trainer and OCs. This exercise should be conducted with the unit commander as the trainer and primary OC. If possible, there should be an evaluator with each section and company HQ.

b. Opposing Force:

(1) The OPFOR may or may not be required when the exercise is conducted as part of a CPX. The OPFOR should be used if the exercise is part of an FTX.

(2) OPFOR should be well trained in threat tactics, have specific missions, and be controlled when used.

(3) The MILES can be used, or the OC can assess damage to the unit.

c. Vehicles and Communications. Vehicles and analog and digital communications equipment organic to the unit are used. When OPFOR is employed, a vehicle and analog and digital communications are needed for the OC.

d. Maneuver Area. Depending upon the LTA, it is desirable to have an adequate training area at least 1.5 by 1.5 kilometers. Appropriate sites are required for slingload and airdrop resupply tasks.

e. Master Incident List. During the STX, MIL is essential to provide input to drive unit actions. Input items from the MIL using MTS, analog, and digital communications.

f. Consolidated Support Requirements. Table 4-15 shows the suggested support requirements for this STX.

<b>Table 4-15. Consolidated Support Requirements for STX, Provide DS Maintenance and Supply Support</b>	
<b><u>AMMUNITION</u></b>	<b><u>QUANTITY</u></b>
5.56 mm SAW (Blank)	300 rds/wpn
5.56 mm SAW (Blank)	600 rds/wpn OPFOR
5.56 mm (Blank)	150 rds/wpn
5.56 mm (Blank)	300 rds/wpn OPFOR
40 mm (Blank)	120 rds/wpn

**Table 4-15. Consolidated Support Requirements for  
STX,  
Provide DS Maintenance and Supply Support (continued)**

.50 Cal (Blank)	600 rds/wpn
9 mm (Blank)	30 rounds/wpn
Blank adapter	1 set/wpn
MILES	1 set/wpn
Smoke grenades	4 per OPFOR
Smoke grenades	4 ea per platoon/section
Simulators, booby trap	4 per unit
Claymore Mine (tng)	4-6 per unit
Simulators, hand grenades	10 per OPFOR
ATWESS	1 per LAW / AT4
Claymore Mine (tng)	4-6 per OPFOR
Simulators, arty	2 per trainer/evaluator
Simulators, arty	4 ea OPFOR

**FUEL**

Use known historical data or Operations Logistics Planner (OPLOGPLN) software. Multiply the pieces of equipment times the amount of fuel per mile (or hour), times the tentative operating mileage (or hours).

**NBC EQUIPMENT**

TOE equipment is used.

**EQUIPMENT**

All organic equipment, to include authorized TOE and CTA, is used. Rail and aircraft loads are simulations.

**Table 4-15. Consolidated Support Requirements for  
STX,  
Provide DS Maintenance and Supply Support (continued)**

**OTHER**

Meals	3 per person per day IAW ration cycle
War Wound Mouflage Set	1 each
Aircraft for simulated air attack	1 each
Aircraft for airdrop	1 each
Helicopter for sling load	1 each
Fire Marker Control System	(When available)

NOTE: The consolidated support requirements outlined for this STX are intended as suggestions only. The actual firing of blank ammunition is not necessary to train this STX. However, local policies or constraints may not allow for providing the items.

**8. T&EO Sequence.** Table 4-16 lists the T&EOs for this STX.

**Table 4-16. T&EOs from Chapter 5 to Use in Evaluating  
STX,  
Provide DS Maintenance and Supply Support (continued)**

<b>Task</b>	<b>Task Number</b>	<b>Page</b>
Provide Personnel and Administrative Support	63-2-4015	5-149
Employ Operations Security Measures	63-2-4016	5-85
Maintain Communications	63-2-4017	5-187
Perform Operational Decontamination	63-2-4018	5-88
Perform Thorough Decontamination	63-2-4019	5-90
Respond to the Initial Effects of a Nuclear Attack	63-2-4020	5-93
Defend Against a Level I Attack	63-2-4021	5-94
Prepare Unit for a Chemical Attack	63-2-4202	5-110
Perform Radiological Decontamination	63-2-4207	5-112

**Table 4-16. T&EOs from Chapter 5 to Use in Evaluating  
STX,  
Provide DS Maintenance and Supply Support (continued)**

<b>Task</b>	<b>Task Number</b>	<b>Page</b>
Combat Battlefield Stress	63-2-4303	5-154
Process Enemy Prisoners of War	63-2-4304	5-156
Process Captured Documents and Equipment	63-2-4305	5-158
Employ Physical Security Measures	63-2-4306	5-118
Use Passive Air Defense Measures	63-2-4307	5-61
Take Active Air Defense Measures Against Hostile Aircraft	63-2-4308	5-64
Perform Field Sanitation Functions	63-2-4315	5-160
Transport Casualties	63-2-4316	5-162
Perform Risk Management Procedures	63-2-4326	5-165
Prepare for a Friendly Nuclear Strike	63-2-4327	5-122
Respond to the Residual Effects of a Nuclear Attack	63-2-4328	5-123
Respond to a Chemical Attack	63-2-4334	5-126
Receive Resupply By Airdrop	63-2-4514	5-168
Provide Unit Supply Support	63-2-4515	5-169
Conduct Support Maintenance Operations	43-2-0029	5-133
Perform Service Operations	43-2-0030	5-135
Perform Battlefield Damage Assessment and Repair (BDAR)	43-2-0031	5-137
Perform Maintenance Control Functions	43-2-0050	5-140
Provide Allied Trades and Lift Services	43-2-1503	5-142
Destroy Supplies and Equipment	43-2-1505	5-145

**GROUND MAINTENANCE COMPANY  
SITUATIONAL TRAINING EXERCISE  
DEFEND ASSIGNED AREA**

**1. Objective.** This STX trains the Ground Maintenance in planning and coordinating defense of its unit area. This STX provides the commander and key leaders practice in passive and active defensive measures, selection of defensive positions, coordinating defensive fires, area damage control procedures, first aid, and providing area maintenance support in a hostile environment. The unit must become proficient in defending its area of operation.

**2. Interface.**

a. This STX supports the unit FTX - Provide DS Maintenance and Class IX Supply Support to Units in the DSA.

b. This STX supports the HQ's STX - Supervise Force Protection Activities.

**3. Training.**

a. Leader Training.

(1) This STX can be used to plan and implement defensive operations as a part of a CPX or FTX.

(2) Classroom activities will cover FMs 9-43-1, 21-75, 44-8, 55-30, 63-21-1, and 63-2-2, unit TSOP; and the responsibilities and procedures outlined in the T&EOs in this STX. The trainer should emphasize the following items:

- (a) Implementation of the defensive plan.
- (b) Proper use of weapons.
- (c) Aviation and fire support.
- (d) Indirect fire and close air support (CAS) calling procedures.
- (e) Withdrawal.
- (f) NBC defense procedures.

(g) Hasty displacement procedures.

(h) Area Damage Control procedures.

(3) CPX, CFX, and TEWTs provide ground training for leaders when the actual STX location is used.

(4) Tips for leader training.

(a) Leaders should familiarize themselves with the procedures for planning and executing unit defense.

(b) The unit and HQ's TSOP should be reviewed.

(c) A personal reconnaissance should be conducted of the training area, if possible.

b. Tips for Training.

(1) After the unit demonstrates proficiency for the tasks in Table 4-17, this STX can be trained under varying options.

(a) In a field or MOUT environment.

(b) With or without NBC conditions.

(c) Day or night.

(2) The unit must become proficient in the basics of planning and conducting unit defense before attempting more complex options.

(3) After proficiency in this STX is reached, the unit sustains proficiency by executing this STX as part of an FTX.

#### **4. Training Enhancers.**

a. The Maintenance Company may conduct a tactical road march as an introductory phase of this STX. The unit must be prepared at any time to contend with automation failure, to take countermeasures to EW, to defend against threat air or ground attacks during daylight or darkness, and to respond appropriately to enemy or friendly NBC operations.

b. Unless otherwise approved by the chief OC, all reports and recommendations should be provided in hard copy to the senior trainer for evaluation.

c. The unit should be able to relocate at least once every 24 hours.

d. This exercise begins when the unit receives notification of a Level II or III threat in the unit area and ends after the unit completes ADC operations. AARs are conducted as shown in Table 4-17. This table includes a suggested scenario.

<b>Table 4-17. Ground Maintenance Company STX, Defend Assigned Area</b>			
<b><u>SEQUENCE</u></b>	<b><u>EVENT</u></b>	<b><u>ESTIMATED TIME</u></b>	
1.	Receive notification of Level II/III attack		10 min
2.	Implement Level II/III threat responses	1 hr	
3.	Upgrade defensive positions	1 hr	
4.	Respond to OPFOR attack	1 hr	30 min
5.	*Detect threat		15 min
6.	*Engage threat		30 min
7.	*Request indirect fire or close air support (CAS)		15 min
8.	Break contact, disengage threat		30 min
9.	Hand over the fight to MP units or a tactical combat force (TCF)	1 hr	
10.	Reorganize defenses		30 min
11.	AAR		
12.	Conduct hasty displacement		30 min
13.	Reorganize unit		
14.	Conduct ADC activities	1 hr	30 min
15.	*Treat wounded	1 hr	
16.	*Evacuate wounded	1 hr	
17.	*Perform unit mortuary affairs operations	2 hrs	
18.	Reconstitute unit	3 hrs	
12.	Conduct final AAR	1 hr	
Total Time: 11 hrs 40 min			

**Table 4-17. Ground Maintenance Company  
STX, Defend Assigned Area (continued)**

NOTE 1: Events will be performed to standard, not time limitations. The time required to train an event will vary based on METT-TC factors and the training proficiency of the unit.

NOTE 2: Additional time is required if large portions of the exercise are conducted at night, under limited visibility or under mission oriented protective posture (MOPP) conditions.

NOTE 3: Time must be added to the exercise (sleeping time, eating time, and travel time to and from the training area).

\* Indicates time is not added to the total time because tasks are performed simultaneously with other tasks.

## **5. General Situation.**

a. The Company has established its defensive positions as part of a base cluster and has received notification of a Level II/III attack. The OPFOR has infiltrated or air dropped a platoon size or larger force into the division Support Area. OPFOR will attempt to destroy or disrupt the distribution of supplies and support services to divisional units. Key targets include command and control headquarters and distribution resources within the CSA as well as interdiction of the MSR.

b. The HQ's TSOP and OPORD with rear operations annex and unit TSOP are available.

c. The unit defenses have been established.

d. Rear operations communications systems have been established.

e. This exercise is conducted under all environmental conditions.

f. The OPFOR has the potential to conduct ground, air, and NBC warfare.



**6. FRAGO.** The commander issues the following FRAGO:

" Enemy ground forces are in the support area. A Level II/III attack is imminent and the company is a prime target. Cease maintenance support operations and prepare for threat engagement. Execute the units' base defense plan immediately. Report all contact with enemy forces immediately. Further information will be disseminated as threat develops."

**7. Support Requirements.**

a. Minimum Trainer/OCs. This exercise should be conducted with the unit commander as the trainer and primary OC. A minimum of three OCs is required.

b. Opposing Force:

(1) The OPFOR should not be more than platoon (+) size with crew-served weapons. The OPFOR should have specific missions and be controlled when used.

(2) Miles can be used, or the OC can assess damage to equipment and personnel casualties.

c. Vehicles and Communications. Vehicles and communications equipment organic to the unit are used. When an OPFOR is employed, a vehicle and analog and digital communications are needed for the OC.

d. Maneuver Area. Depending upon the LTA, it is desirable to have an adequate training area of at least 1.5 by 1.5 kilometers.

e. Master Incident List. During the STX, the MIL is essential to provide input to drive unit actions. Input items from the MIL using appropriate BFACS, MTS, analog, and digital communication.

f. Consolidated Support Requirements. Table 4-18 shows the suggested support requirements for this STX.

**Table 4-18. Consolidated Support Requirements for STX,  
Defend Assigned Area**

<b><u>AMMUNITION</u></b>	<b><u>QUANTITY</u></b>
5.56 mm SAW (Blank)	300 rds/wpn
5.56 mm SAW (Blank)	600 rds/wpn OPFOR
5.56 mm (Blank)	150 rds/wpn
5.56 mm (Blank)	300 rds/wpn OPFOR
40 mm (Blank)	120 rds/wpn
.50 Cal (Blank)	600 rds/wpn
9 mm (Blank)	30 rounds/wpn
Blank adapter	1 set/wpn
<b><u>MILES</u></b>	1 set/wpn
Smoke grenades	4 per OPFOR
Smoke grenades	4 ea per platoon/section
Simulators, booby trap	4 per unit
Claymore Mine (tng)	4-6 per unit
Simulators, hand grenades	4 per OPFOR
<b><u>ATWESS</u></b>	1 per LAW / AT4
Claymore Mine (tng)	4-6 per OPFOR
Simulators, arty	2 per trainer/evaluator
Simulators, arty	2 ea OPFOR
<b><u>FUEL</u></b>	
Use known historical data or Operations Logistics Planner (OPLOGPLN) software. Multiply the pieces of equipment times the amount of fuel per mile (or hour), times the tentative operating mileage (or hours).	
<b><u>NBC EQUIPMENT</u></b>	
TOE equipment is used.	
<b><u>EQUIPMENT</u></b>	
All organic equipment, to include authorized TOE and CTA, is used.	

**Table 4-18. Consolidated Support Requirements for STX,  
Defend Assigned Area (continued)**

**OTHER**

Meals	3 per person per day IAW ration cycle
War Wound Mouflage Set	1 each
Aircraft for simulated air attack	1 each
Aircraft for airdrop	1 each
Helicopter for sling load	1 each
Fire Marker Control System	(When available)

NOTE: The consolidated support requirements outlined for this STX are intended as suggestions only. The actual firing of blank ammunition is not necessary to train this STX. However, local policies or constraints may not allow for providing the items.

**8. T&EO Sequence.** Table 4-19 lists the T&EOs for this STX.

**Table 4-19. T&EOs from Chapter 5 to Use in Evaluating  
STX,  
Defend Assigned Area**

<b>Task</b>	<b>Task Number</b>	<b>Page</b>
Plan Unit Defense	63-2-4010	5-182
Employ Operational Security Measures	63-2-4016	5-85
Maintain Communications	63-2-4017	5-187
Prepare Unit for Level II/III Threat	63-2-4022	5-97
Conduct Hasty Displacement	63-2-4023	5-99
Defend Unit Area	63-2-4024	5-101
Perform Withdrawal Under Fire	63-2-4025	5-104
Reorganize Unit Defense	63-2-4026	5-106
Execute Battle Handover	63-2-4027	5-109
Perform Area Damage Control Functions	63-2-4028	5-152
Combat Battlefield Stress	63-2-4303	5-154
Process Enemy Prisoners of War	63-2-4304	5-156
Process Captured Documents and Equipment	63-2-4305	5-158
Employ Physical Security Measures	63-2-4306	5-118

**Table 4-19. T&EOs from Chapter 5 to Use in Evaluating  
STX,  
Defend Assigned Area (continued)**

<b>Task</b>	<b>Task Number</b>	<b>Page</b>
Use Passive Air Defense Measures	63-2-4307	5-61
Take Active Air Defense Measures Against Hostile Aircraft	63-2-4308	5-64
Transport Casualties	63-2-4316	5-162
Perform Risk Management Procedures	63-2-4326	5-165
Destroy Supplies and Equipment	43--2-1505	5-152

**GROUND MAINTENANCE COMPANY SITUATIONAL TRAINING  
EXERCISE  
REDEPLOY UNIT TO HOME STATION  
STX**

**1. Objective.** This STX trains the Ground Maintenance Company in redeployment from a theater of operations, to home station or a mobilization site. This STX also provides the commander and key leaders with practice in controlling and coordinating unit redeployment activities. The unit must become proficient in planning and preparing the unit for redeployment operations.

**2. Interface.**

a. This STX supports the unit FTX - Provide DS Maintenance and Class IX Supply Support to Units in the DSA.

b. This STX supports the HQ's STX - Redeploy Unit to Home Station.

**3. Training.**

a. Leader Training.

(1) This STX can be used to plan and implement redeployment (land, sea, or air) of the unit as a part of an FTX.

(2) During classroom activities, the use of the TSOP; the responsibilities and procedures outlined in FMs 55-9, 55-10, and 100-17-series; and procedures outlined in ARs 220-10, 700-84 and 750-1 should be discussed. The T&EOs listed in this STX should also be reviewed.

(3) The leader should use a map of the area where the STX is to be conducted and a sand table model to match the actual terrain, if possible.

(4) CPX, CFX, and TEWTs provide ground training for leaders when the actual location of the STX is used.

(5) Simulations and games teach leaders as part of a continuing officer and NCO development program.

(6) Tips for leader training.

(a) Leaders should familiarize themselves with the procedures for planning and executing redeployment operations.

(b) Leaders should conduct a personal reconnaissance of the training area where redeployment activities will take place.

(c) Leaders should review the unit and higher echelon redeployment SOPs and OPORD.

b. Tips for Training.

(1) After the unit has demonstrated proficiency in the tasks in Table 4-20, this STX can be trained under several options.

(a) Inclement weather.

(b) Multiple redeployment increments.

(c) Different modes of transportation.

(d) Day or night.

(2) The unit must become proficient in the basics of planning, coordinating, and executing redeployment before attempting more complex options.

(3) After proficiency in this STX is reached, the unit sustains proficiency by executing this STX as part of an FTX.

#### **4. Training Enhancers.**

a. The commander, in coordination with commander, HQ's secures redeployment SOPs and reviews redeployment outload plans.

b. The UMO updates unit redeployment plans in coordination with unit leaders. MTS should be used to maintain in-transit visibility of transportation assets.

c. The HQ's S2/S3 provides unit with the redeployment sequence.

d. Unless otherwise approved by the chief OC, all reports and recommendations should be provided in hard copy to the senior trainer for evaluation.

e. This exercise begins with receipt of a redeployment warning order and ends upon completion of redeployment activities at home station or mobilization

site. AARs are conducted as shown in Table 4-20. This table includes a suggested scenario.

<b>Table 4-20. Ground Maintenance Company STX, Redeploy Unit to Home Station</b>		
<b><u>SEQUENCE</u></b>	<b><u>EVENT</u></b>	<b><u>ESTIMATED TIME</u></b>
1.	Receive and verify warning order	20 min
2.	Brief key personnel	30 min
3.	Reconstitute the unit	40 min
4.	Perform administrative and personnel activities, initiate SRP processing	2 hr
5.	*Establish local security	20 min
6.	Turn in excess sustainment stocks	1 hr
7.	Update movement, redeployment, and marshaling area plans	2 hrs
8.	Dismantle current operating site	2 hrs
9.	AAR	50 min
10.	Assemble redeployment teams	30 min
11.	Identify redeployment TAA/RAA support locations and responsibilities	20 min
12.	Prepare vehicles and equipment	4 hrs
13.	*Inspect vehicles and unit equipment	1 hr
14.	*Conduct personnel showdown inspections and personal equipment cleaning	1 hr
15.	Load vehicles and equipment	3 hrs
16.	AAR	1 hr
17.	Receive movement order	30 min
18.	Conduct tactical road march	1 hr
19.	Arrive at APOE/SPOE	10 min
20.	Perform staging activities	1 hr
21.	Perform embarkation activities	2 hrs
22.	AAR	1 hr
23.	Arrive at APOD/SPOD	30 min
24.	Perform debarkation activities	2 hrs
25.	Perform staging area activities	1 hr
26.	AAR	1 hr

**Table 4-20. Ground Maintenance Company  
STX,  
Redeploy Unit to Home Station (continued)**

<b><u>SEQUENCE</u></b>	<b><u>EVENT</u></b>	<b><u>ESTIMATED TIME</u></b>
27.	Receive movement order	30 min
28.	Conduct nontactical road march	1 hr
29.	Arrive Home Station	1 hr
30.	Final AAR	2 hrs
Total Time: 33 hrs 45 min		
<p>NOTE: Events will be trained to standard, not time limitations. The time required to train an event will vary based on METT-TC factors and the training proficiency of the unit.</p> <p>* Indicates entire time is not added to the total time because tasks are performed simultaneously with other tasks.</p>		

## **5. General Situation.**

a. The Maintenance Company is forward deployed in a theater of operations. Hostilities have ceased, and the unit is to turn in excess stocks. The unit is to be redeployed to CONUS home station. The unit will undergo agricultural inspections as part of redeployment processing. The unit is under the command and control of the higher headquarters.

b. Platoon and section leaders provide personnel and equipment status reports.

c. The Higher HQ's and theater logistics elements provide required redeployment support.

d. This exercise is conducted in all environmental conditions.



**6. FRAGO.** The unit commander issues the following FRAGO:

"We will begin redeployment operations immediately. We must be prepared to continue to support through redeployment. Platoon Leaders prepare your personnel for redeployment to CONUS by air. Prepare equipment to redeploy by sea. Insure the equipment is ready for agricultural inspections. I want 100% personnel and equipment accountability. Provide accountability reports to Company HQ. Maintenance Control Office will coordinate all redeployment activities as well as any maintenance requirements generated by our supported units. Come up on the net using digital communications when your squads and platoons are ready to redeploy. Alternate Route A will be used for moving to TAA/RAA located at -----(grid coordinates). Prepare to move out within ----- hours."

**7. Support Requirements.**

- a. Minimum Trainer and OCs. This exercise should be conducted with the unit commander as the trainer and primary OC. A minimum of three OCs is required.
- b. Opposing Force. None.
- c. Vehicles and Communications. Vehicles and communications equipment organic to the unit are used.
- d. Maneuver Area. A road network is required that allows a road march of at least 20 kilometers.
- e. Master Incident List. During this STX, the MIL is essential to provide input to drive unit actions. Input items from the MIL using MTS, analog, and digital communication systems.
- f. Consolidated Support Requirements. Table 4-21 shows the suggested support requirements for this STX.

**Table 4-21. Consolidated Support Requirements for  
STX,  
Redeploy Unit to Home Station**

**AMMUNITION**

NONE

**EQUIPMENT**

All organic equipment, to include authorized TOE and CTA, is used. Rail and aircraft loads are simulations.

**FUEL**

Use known historical data or Operation Logistics Planner (OPLOGPLN) software. Multiply the pieces of equipment times the amount of fuel per mile (or hour), times the tentative operating mileage (or hours).

**NBC EQUIPMENT**

NONE

**RATIONS**

3 per person per day IAW ration cycle

NOTE: The consolidated support requirements outlined for this STX are intended as suggestions. Local policies or constraints may not allow for providing the items.

**8. T&EO Sequence.** Table 4-22 lists the T&EOs for this STX.

<b>Table 4-22. T&amp;EOs from Chapter 5 to Use in Evaluating STX, Redeploy Unit to Home Station</b>		
<b>Task</b>	<b>Task Number</b>	<b>Page</b>
Prepare Unit to Move	63-2-4002	5-4
Conduct Tactical Road March	63-2-4003	5-7
Employ Operations Security Measures	63-2-4016	5-85
Maintain Communications	63-2-4017	5-187
Combat Battlefield Stress	63-2-4303	5-154
Employ Physical Security Measures	63-2-4306	5-118
Perform Risk Management Procedures	63-2-4326	5-165
Conduct Nontactical Road March	63-2-4808	5-17
Perform Redeployment Personnel and Administrative Actions	63-2-4814	5-33
Perform Redeployment Supply Activities	63-2-4816	5-36
Perform Redeployment Maintenance Activities	63-2-4817	5-48
Prepare Vehicles and Equipment for Redeployment	63-2-4818	5-41
Perform Sea Port of Embarkation Activities for Redeployment	63-2-4819	5-46
Perform Aerial Port of Embarkation Activities for Redeployment	63-2-4820	5-50
Perform Aerial Port of Debarkation Activities for Redeployment	63-2-4821	5-53
Perform Home Station Activities	63-2-4822	5-55
Perform Sea Port of Debarkation Activities for Redeployment	63-2-4823	5-59
Plan Unit Redeployment	63-2-4829	5-199

## CHAPTER 5

### Training and Evaluation Outlines

**5-1. Introduction.** This chapter contains the training and evaluation outlines (TE&Os) for the unit. T&EOs are the foundation of the MTP and the collective training of the units. T&EOs are training objectives (task, conditions, and standards) for the collective tasks, which support critical wartime operations. The unit must master designated collective tasks to perform its critical wartime operations. T&EOs may be trained separately, in an STX, in an FTX, or in live-fire exercises. For collective live-fire standards, the trainer needs to refer to the applicable gunnery manual for the appropriate course of fire. Those standards and courses of fire need to be integrated into the training exercise.

**5-2. Structure.** The T&EOs in this chapter are listed in Table 5-1. The Mission-to-Collective Task Matrix in Chapter 2 lists the T&EOs required to train the critical wartime missions according to their specific BOS.

**5-3. Format.** The T&EOs are prepared for every collective task that supports critical wartime operation accomplishment. Each T&EO contains the following items:

- a. Element. This identifies the unit or unit element(s) that performs the task.
- b. Task. This is a description of the action to be performed by the unit, and provides the task number.
- c. References. These are in parenthesis following the task number. The reference which contains the most information (primary reference) about the task is listed first and underlined. If there is only one reference do not underline the reference.
- d. Iteration. Used to identify how many times the task is performed and evaluated during training. The "M" identifies when the task is performed in MOPP4.
- e. Commander/Leader Assessment. This is used by the unit leadership to assess the proficiency of the unit in performing the task to standard. Assessments are subjective in nature and use all available evaluation data and submit leader input to develop an assessment of the organization's overall capability to accomplish the task. Use the following ratings:

(1) T - Trained. The unit is trained and has demonstrated its proficiency in accomplishing the task to wartime standards.

(2) P - Needs practice. The unit needs to practice the task. Performance has demonstrated that the unit does not achieve standard without some difficulty or has failed to perform some task steps to standard.

(3) U - Untrained. The unit cannot demonstrate an ability to achieve wartime proficiency.

f. Condition. A statement of the situation or environment in which the unit is to do the collective task.

g. Task standard.

(1) The task standard states the performance criteria that a unit must achieve to successfully execute the task. This overall standard should be the focus of training. Every soldier should understand it.

(2) The trainer or evaluator determines the unit's training status using performance observation measurements (where applicable) and his judgment. The unit must be evaluated in the context of the METT-T conditions. These conditions should be as similar as possible for all evaluated elements. This will establish a common base line for unit performance.

h. Task Steps and Performance Measures. This is a listing of actions that is required to complete the task. These actions are stated in terms of observable performance for evaluating training proficiency. The task steps are arranged sequentially along with supporting individual tasks and their reference. Leader tasks within each T&EO are indicated by an asterisk (\*). Under each task step are listed the performance measures that must be accomplished to correctly perform the task step. If the unit fails to correctly perform one of these task steps to standard, it has failed to achieve the overall task standard.

i. GO/NO-GO column. This column is provided for annotating the platoon's performance of the task steps. Evaluate each performance measure for a task step and place an "X" in the appropriate column. A major portion of the performance measures must be marked a "GO" for the task step to be successfully performed.

j. Task performance/evaluation summary block. This block provides the trainer a means of recording the total number of task steps and performance measures evaluated and those evaluated as "GO". It also provides the evaluator a means to rate the units demonstrated performance as a "GO" or "NO-GO". It also provides the leader with a historical record for five training iterations.

k. **Supporting Individual Tasks.** This is a listing of all supporting individual tasks required to correctly perform the task. Listed are the reference, tasks number, and task title.

l. **OPFOR standards.** These standards specify overall OPFOR performance for each collective task. These standards ensure that OPFOR soldiers accomplish meaningful training and force the training unit to perform its task to standard or "lose" to the OPFOR. The OPFOR standards specify what must be accomplished -- not how it must be accomplished. The OPFOR must always attain its task standards, using tactics consistent with the type of enemy they are portraying.

**5-4. Use.** The T&EOs can be used to train or evaluate a single task. Several T&EOs can be used to train or evaluate a group of tasks such as an STX or FTX.

#### **Deploy/Conduct Maneuver**

Prepare Unit to Move (63-2-4002).....	5-5
Conduct Tactical Road March (63-2-4003).....	5-9
Perform Advance/Quarterming Party Activities (63-2-4008).....	5-13
Occupy New Operating Site (63-2-4009).....	5-17
Set Up Unit Headquarters and Bivouac Areas (63-2-4518).....	5-20
Perform Deployment Alert Activities (63-2-4801).....	5-22
Perform Human Resources Predeployment Activities (63-2-4802).....	5-25
Perform Predeployment Training Activities (63-2-4803).....	5-28
Perform Predeployment Supply Activities (63-2-4804).....	5-30
Perform Predeployment Maintenance Activities (63-2-4805).....	5-33
Prepare Vehicles and Equipment for Deployment (63-2-4806).....	5-36
Prepare Unit for Nontactical Move (63-2-4807).....	5-41
Conduct Nontactical Road March (63-2-4808).....	5-44
Perform Sea Port of Embarkation Activities for Deployment (63-2-4809).....	5-47
Perform Aerial Port of Embarkation Activities for Deployment (63-2-4810).....	5-51
Perform Aerial Port of Debarkation Activities for Deployment (63-2-4811).....	5-54
Perform Sea Port of Debarkation Activities for Deployment (63-2-4812).....	5-57
Perform Redeployment Human Resources Actions (63-2-4814).....	5-60
Perform Redeployment Supply Activities (63-2-4816).....	5-63
Perform Redeployment Maintenance Activities (63-2-4817).....	5-65
Prepare Vehicles and Equipment for Redeployment (63-2-4818).....	5-68
Perform Sea Port of Embarkation Activities for Redeployment (63-2-4819).....	5-73
Perform Aerial Port of Embarkation Activities for Redeployment (63-2-4820).....	5-77
Perform Aerial Port of Debarkation Activities for Redeployment (63-2-4821).....	5-80
Perform Home Station Activities (63-2-4822).....	5-83
Perform Sea Port of Debarkation Activities for Redeployment (63-2-4823).....	5-86
Perform Demobilization Station Activities (63-2-4824).....	5-89
Conduct Integration Activities (63-2-4825).....	5-91
Conduct Staging Activities (63-2-4826).....	5-93

#### **Employ Firepower**

Take Active Air Defense Measures Against Hostile Aircraft (63-2-4308).....	5-96
--	------

#### **Protect the Force**

Cross a Radiologically Contaminated Area (63-2-4005).....	5-99
---	------

Defend Convoy Elements (63-2-4006).....	5-104
Set Up Unit Defense (63-2-4011).....	5-110
Prepare Unit for Nuclear, Biological, and Chemical Conditions (63-2-4013).....	5-113
Employ Operations Security Measures (63-2-4016).....	5-116
Perform Operational Decontamination (63-2-4018).....	5-119
Perform Thorough Decontamination (63-2-4019).....	5-121
Respond to the Initial Effects of a Nuclear Attack (63-2-4020).....	5-123
Defend Against a Level I Attack (63-2-4021).....	5-125
Prepare Unit for Level II/III Threat (63-2-4022).....	5-128
Conduct Hasty Displacement (63-2-4023).....	5-131
Defend Unit Area (63-2-4024).....	5-134
Perform Withdrawal Under Fire (63-2-4025).....	5-137
Reorganize Unit Defense (63-2-4026).....	5-139
Execute Battle Handover (63-2-4027).....	5-141
Perform Area Damage Control Functions (63-2-4028).....	5-143
Prepare Unit for a Chemical Attack (63-2-4202).....	5-146
Perform Radiological Decontamination (63-2-4207).....	5-148
Cross a Chemically Contaminated Area (63-2-4226).....	5-150
Employ Physical Security Measures (63-2-4306).....	5-154
Prepare for a Friendly Nuclear Strike (63-2-4327).....	5-157
Respond to the Residual Effects of a Nuclear Attack (63-2-4328).....	5-159
Respond to a Chemical Attack (63-2-4334).....	5-162
<b>Perform CSS and Sustainment</b>	
Treat Casualties (08-2-0003.63-0001).....	5-165
Perform Unit Mortuary Affairs Operations (10-2-4513).....	5-168
Conduct Support Maintenance Operations (43-2-0029).....	5-172
Perform Battlefield Damage Assessment and Repair (BDAR) (43-2-0031).....	5-174
Perform Maintenance Control Functions (43-2-0050).....	5-177
Provide Repair Parts Supply Support (43-2-0096).....	5-179
Conduct Backup Direct Support Maintenance Operations (43-2-1506).....	5-182
Provide Human Resources Support (63-2-4015).....	5-184
Combat Battlefield Stress (63-2-4303).....	5-187
Process Enemy Prisoners of War (63-2-4304).....	5-189
Process Captured Documents and Equipment (63-2-4305).....	5-191
Perform Field Sanitation Functions (63-2-4315).....	5-193
Transport Casualties (63-2-4316).....	5-195
Perform Risk Management Procedures (63-2-4326).....	5-198
Receive Resupply by Airdrop (63-2-4514).....	5-200
Provide Unit Supply Support (63-2-4515).....	5-202
Receive External Sling Load Resupply (63-2-4516).....	5-206
<b>Exercise Command and Control</b>	
Establish Unit Headquarters (43-2-0003).....	5-209
Plan Unit Move (63-2-4001).....	5-211
Plan Occupation of New Area of Operations (63-2-4007).....	5-213
Plan Unit Defense (63-2-4010).....	5-215
Plan Area Damage Control Operations (63-2-4014).....	5-218
Maintain Communications (63-2-4017).....	5-220
Establish Communications (63-2-4040).....	5-224
Plan Unit Mobilization in a Peacetime Environment (63-2-4827).....	5-227
Plan Unit Deployment Activities Upon Receipt of a Warning Order (63-2-4828).....	5-230
Plan Unit Redeployment (63-2-4829).....	5-233

Figure 5-1. List of T&EO's

**ELEMENTS:** Company Headquarters  
 Battalion Maintenance Platoon Headquarters  
 Tech Supply Platoon Headquarters

**TASK:** Prepare Unit to Move (63-2-4002)  
 (FM 55-30) (FM 100-14) (FM 24-35)  
 (FM 3-100) (FM 3-25.26) (FM 3-3)  
 (STP 21-1-SMCT) (STP 21-24-SMCT)

**ITERATION:** 1 2 3 4 5 M (Circle)  
**COMMANDER/LEADER ASSESSMENT:** T P U (Circle)

**CONDITIONS:** The unit has been directed to move to a designated location. The displacement plan is complete and unit leaders brief soldiers on the plan. Movement can occur in a field or MOUT environment. The unit has analog and/or digital communications with higher HQ. The higher HQ OPORD, unit TSOP, and higher HQ TSOP are available. The higher HQ staff element has selected tentative route(s) of march and tasked the unit for a reconnaissance party to reconnoiter the route(s). Area reconnaissance has been coordinated by higher HQ staff element. The higher HQ staff element and unit commander brief the reconnaissance party. The convoy, serial, and march commanders have been designated, as appropriate. Strip maps are provided by the higher HQ staff element. Load plans are available. An advance/quartering party is dispatched prior to completion of this task. SOI/SSI is available. This task is conducted under all day or night environmental conditions. The unit is subject to air, NBC, and ground Level I threat forces attack. Some iterations of this task should be performed in MOPP4. Some iterations of this task should be performed in MOPP4.

**TASK STANDARDS:** Unit is ready to cross SP NLT time prescribed in movement order. At MOPP4, performance degradation factors increase movement preparation time.

TASK STEPS AND PERFORMANCE MEASURES	GO	NO-GO
1. Reconnaissance party conducts route reconnaissance. <ul style="list-style-type: none"> <li>a. Wears or carries designated uniform and equipment IAW TSOP and higher HQ guidance.</li> <li>b. Activates the automatic chemical alarm(s) system, if available, on lead vehicle.</li> <li>c. Positions chemical detector paper where it can be observed at all times.</li> <li>d. Positions dosimeters where they can be constantly monitored.</li> <li>e. Verifies analog/digital map information along route for accuracy.</li> <li>f. Lists capacities of all bridges and underpasses.</li> <li>g. Identifies locations of all culverts, ferries, fording areas, steep grades, and possible ambush sites.</li> <li>h. Prepares overlay depicting route, obstructions, and key natural and man-made features using analog and/or digital communications.</li> <li>i. Computes travel time and distance from a proposed SP to RP.</li> <li>j. Debriefs higher HQ staff element and unit commander upon return.</li> </ul> 2. Unit prepares vehicles and equipment. <ul style="list-style-type: none"> <li>a. Performs before-operations PMCS on all vehicles and equipment.</li> <li>b. Corrects all vehicle and equipment discrepancies within the operator's capabilities IAW applicable TM.</li> <li>c. Reports all deficiencies beyond operator's capability to immediate supervisor.</li> <li>d. Removes all unit identification markings on vehicles.</li> <li>e. Covers all reflective surfaces of all vehicles or cargo with available materials.</li> </ul>		



TASK STEPS AND PERFORMANCE MEASURES	GO	NO-GO
<ul style="list-style-type: none"> <li>f. Hardens all vehicles using sandbags and/or other authorized materials.</li> <li>g. Places antennas at lowest height.</li> <li>h. Turns radio volume and squelch to lowest operational setting consistent with operational requirements.</li> <li>i. Sets radio to eliminate operating sounds and lights when moving at night.</li> <li>j. Verifies analog and/or digital devices are functioning properly.</li> </ul> <p>3. Unit dismantles current operating site.</p> <ul style="list-style-type: none"> <li>a. Strikes tentage and camouflage nets IAW applicable TMs and within time specified in the displacement plan.</li> <li>b. Loads all designated equipment IAW unit load plans and within time specified in the displacement plan.</li> <li>c. Disguises all critical equipment and supplies with tarpaulins or any other authorized covering.</li> <li>d. Dismantles wire, analog, and/or digital communications devices, antennas, generators, and power cables within time specified in the displacement plan.</li> <li>e. Removes all signs of area occupation.</li> <li>f. Positions all stay-behind party vehicles and equipment in areas that provide cover and do not impede departure of main body vehicles.</li> <li>g. Dispatches advance/quartermen party NLT time specified in movement order.</li> </ul> <p>* 4. March commander and leaders organize convoy.</p> <ul style="list-style-type: none"> <li>a. Assign vehicle positions with the heavier, slower vehicles placed first.</li> <li>b. Assign digital device equipped control vehicles without setting a pattern.</li> <li>c. Assign recovery vehicle(s) positions where they can move to disabled vehicles without disrupting convoy movement.</li> <li>d. Assign hardened vehicle(s) with crew-served weapons interspersed throughout the convoy.</li> <li>e. Assign passenger locations where all unit personnel have a position and semi-automatic and automatic weapons are alternated throughout the convoy to cover front, rear, and flanks.</li> <li>f. Assign soldiers to air guard duties with specific search sectors covering 360 degrees.</li> <li>g. Assign sufficient number of recovery vehicles and mechanics to trail party element.</li> <li>h. Provide vehicle position listing with location of all vehicles to the trail party leader.</li> <li>i. Open analog and/or digital net(s) as specified in the SOI and movement order.</li> </ul> <p>* 5. March commander and leaders conduct premovement inspections.</p> <ul style="list-style-type: none"> <li>a. Inspect personnel, equipment, weapons, and ammunition for compliance with commander's guidance, unit TSOP, and higher HQ movement order.</li> <li>b. Inspect organizational equipment for accountability and serviceability.</li> <li>c. Inspect vehicles, trailers, and loads for serviceability, proper stowing, and security.</li> <li>d. Verify operability of analog and/or digital communications devices.</li> <li>e. Forward personnel and equipment status to unit HQ and higher HQ staff element using analog or digital communications devices.</li> </ul> <p>* 6. March commander conducts briefings for convoy personnel.</p> <ul style="list-style-type: none"> <li>a. Provides strip maps to each vehicle driver.</li> <li>b. Briefs convoy chain of command.</li> </ul>		

TASK STEPS AND PERFORMANCE MEASURES	GO	NO-GO
c. Briefs convoy route. d. Prescribes the rate of march and catch-up speeds. e. Briefs vehicle intervals. f. Identifies scheduled halts. g. Briefs safety, accident, and breakdown procedures. h. Briefs immediate action security measures. i. Briefs blackout condition procedures. j. Identifies location of medical support. k. Identifies location of maintenance support. l. Provides location and identification of destination. m. Briefs arm/hand signals. n. Briefs communications frequencies and call signs for control personnel, security force commander, fire support elements, reserve security elements, and medical transportation support.  7. Unit prepares to cross SP. a. Maintains situational awareness using analog and/or digital communications devices. b. Positions all vehicles under overhead cover. c. Clears all individual and crew-served weapons. d. Posts air guards in positions designated by convoy commander. e. Posts security guards to maintain 360-degree surveillance. f. Forwards movement readiness report to higher HQ staff element using analog and/or digital communications.		

TASK PERFORMANCE / EVALUATION SUMMARY BLOCK							
ITERATION	1	2	3	4	5	M	TOTAL
TOTAL TASK STEPS EVALUATED							
TOTAL TASK STEPS "GO"							
TRAINING STATUS "GO"/"NO-GO"							

"\*" indicates a leader task step.

**SUPPORTING INDIVIDUAL TASKS**

Task Number	Task Title	References
071-326-5805	Conduct a Route Reconnaissance Mission	STP 10-92M14-SM-TG STP 21-24-SMCT
071-329-1019	Use a Map Overlay	STP 10-92M14-SM-TG STP 21-24-SMCT

**SUPPORTING COLLECTIVE TASKS**

Task Number	Task Title	References
63-2-4001	Plan Unit Move	ARTEP 10-337-30-MTP

**OPFOR TASKS AND STANDARDS**

**TASK:** Gather Intelligence (63-OPFOR-1008)

**CONDITION:** Small OPFOR elements, operating in the rear area, are planning attacks on enemy bases. Information is needed to complete plans.

**STANDARD:** 1. Identify all PIR and other intelligence requirements. 2. Pass through any outpost, defensive wire, or warning devices undetected. 3. Move to an OP that offers cover and concealment and is close enough to gather PIR and other intelligence requirements. 4. Gather all PIR and other intelligence requirements. 5. Withdraw from area undetected. 6. Report all information to OPFOR HQ.

- ELEMENTS:** Company Headquarters  
 Battalion Maintenance Platoon Headquarters  
 Battalion Maintenance Section  
 Maintenance Control Section  
 Tech Supply Platoon Headquarters  
 Shipping / Receiving Section  
 Storage / Issue Section  
 RX / QSS Section  
 Direct Support Maintenance Platoon Headquarters  
 Automotive / Track Vehicle Repair Section  
 Service / Recovery Section  
 Ground Support Equipment Repair Section  
 Armament Repair Section  
 Communications / Electronics Repair Section  
 Cavalry System Support Team

**TASK:** Conduct Tactical Road March (63-2-4003) (FM 3-4)  
 (FM 55-30) (FM 3-3)  
 (STP 21-1-SMCT) (STP 21-24-SMCT)

**ITERATION:** 1 2 3 4 5 M (Circle)

**COMMANDER/LEADER ASSESSMENT:** T P U (Circle)

**CONDITIONS:** The time specified in the movement order to cross the SP has arrived. All equipment is uploaded and vehicles are positioned for departure. The route of march is identified. Convoy operations may be performed during the day or night, including blackout conditions. The convoy may go through an urban area. The unit has analog and/or digital communications with higher HQ. The higher HQ OPOD with annexes, including overlays with checkpoints, RP, and critical points are available. Digital and/or analog device, radio, and visual signals are used for convoy column control. Column may conduct halts during movement. This task is performed under all day or night environmental conditions. The unit is subject to air, NBC, and ground Level I threat forces attack. Some iterations of this task should be performed in MOPP4. Some iterations of this task should be performed in MOPP4.

**TASK STANDARDS:** SP, checkpoints, and RP are crossed at times specified in the movement order or at times adjusted on the road movement table by higher HQ staff element. At MOPP4, performance degradation factors increase travel time.

TASK STEPS AND PERFORMANCE MEASURES	GO	NO-GO
<p>* 1. March commander initiates convoy.</p> <ul style="list-style-type: none"> <li>a. Maintains situational awareness at all times using analog and/or digital communications.</li> <li>b. Directs lead vehicle to cross SP at specified time.</li> <li>c. Verifies vehicles have crossed the SP.</li> <li>d. Forwards SP crossing report to higher HQ staff element when unit elements have crossed the SP using analog and/or digital communications.</li> </ul> <p>* 2. March commander reports convoy information to higher HQ staff element.</p> <p>NOTE: All reports are made to higher HQ staff element using analog and/or digital communications.</p> <ul style="list-style-type: none"> <li>a. Forwards checkpoint clearance report as checkpoints are crossed.</li> <li>b. Reports all ground sightings that conflict with maps and map overlays.</li> <li>c. Forwards en route NBC information.</li> <li>d. Reports all threat sightings using SALUTE format.</li> </ul>		

TASK STEPS AND PERFORMANCE MEASURES	GO	NO-GO
<p>e. Employs correct SOI/SSI codes in all transmissions.</p> <p>* 3. March commander enforces march discipline.</p> <ul style="list-style-type: none"> <li>a. Maintains situational awareness at all times using analog and/or digital communications.</li> <li>b. Assumes position(s) along march route that provides command presence at points of decision for reaction to changing tactical situation.</li> <li>c. Enforces all movement policies defined in the TSOP and movement order, with emphasis on formation, distances, speeds, passing procedures, and halts.</li> <li>d. Adjusts formation distances and speed consistent with NBC, terrain, and light conditions.</li> <li>e. Enforces security measures, with emphasis on air guard's surveillance, manning of automatic weapons, and concealment of critical cargo.</li> <li>f. Communicates violations of march discipline, security procedures, or changes to current orders to unit leaders and operators by analog, digital, or visual signal communications.</li> <li>g. Enforces COMSEC measures, including radio silence periods IAW the movement order and SOI/SSI.</li> </ul> <p>4. Unit employs march discipline.</p> <ul style="list-style-type: none"> <li>a. Maintains designated march speed specified in movement order or as prescribed by the convoy commander.</li> <li>b. Maintains proper vehicle interval as specified in movement order or as adjusted by the convoy commander.</li> <li>c. Adjusts formation distances and speed consistent with NBC, terrain, and light conditions.</li> <li>d. Dons eye protection goggles if driver or passenger is in a vehicle without cover or when windshield is lowered.</li> <li>e. Crosses all checkpoints as scheduled.</li> <li>f. Reacts correctly to convoy commander's arm/hand signals or instructions by analog and/or digital communications.</li> <li>g. Maintains ground and air surveillance that covers 360 degrees until movement is completed.</li> <li>h. Maintains communications security.</li> </ul> <p>5. Unit conducts scheduled halt(s).</p> <ul style="list-style-type: none"> <li>a. Stops column at prescribed time and location.</li> <li>b. Moves vehicles off-road to positions that provide overhead cover while maintaining the prescribed interval between vehicles.</li> <li>c. Occupies hasty defensive positions with 360-degree protective coverage (passengers).</li> <li>d. Reports scheduled halt to the battalion CP.</li> <li>e. Performs during-operation PMCS on vehicles (operators).</li> <li>f. Inspects vehicle loads for safety and security.</li> <li>g. Begins departure at specified time in the movement order.</li> <li>h. Reports resumption of march to higher HQ staff element using analog and/or digital communications.</li> </ul> <p>6. Unit conducts unscheduled halt(s).</p> <ul style="list-style-type: none"> <li>a. Alerts march column with prescribed arm/hand signal.</li> <li>b. Reports halt and circumstances immediately to higher HQ staff element by analog and/or digital communications.</li> <li>c. Moves vehicles off the road while maintaining the prescribed interval between vehicles.</li> <li>d. Occupies hasty fighting position with 360-degree protective coverage.</li> </ul>		

TASK STEPS AND PERFORMANCE MEASURES	GO	NO-GO
<ul style="list-style-type: none"> <li>e. Resumes march as soon as reason for halt is rectified.</li> <li>f. Reports resumption of march to higher HQ staff element using analog and/or digital communications.</li> </ul> <p>7. Trail party recovers disabled vehicle.</p> <ul style="list-style-type: none"> <li>a. Posts guard to maintain surveillance until recovery operation is completed.</li> <li>b. Inspects disabled vehicle for repairability.</li> <li>c. Repairs disabled vehicle, when possible.</li> <li>d. Tows disabled vehicle to applicable maintenance activity.</li> <li>e. Reports vehicle status to convoy commander using analog and/or digital communications.</li> </ul> <p>8. Unit conducts a night convoy.</p> <ul style="list-style-type: none"> <li>a. Briefs drivers on night conditions.</li> <li>b. Provides visual adjustment period if march began during daylight.</li> <li>c. Prepares vehicles for blackout conditions IAW the TSOP.</li> <li>d. Maintains prescribed interval between vehicles.</li> <li>e. Wears night vision goggles (selected personnel).</li> <li>f. Wears regular eye protection goggles (all other personnel).</li> <li>g. Employs ground guides during poor visibility periods.</li> </ul> <p>9. Unit conducts convoy through an urban area.</p> <ul style="list-style-type: none"> <li>a. Verifies all weight, height, and width restrictions along route of march.</li> <li>b. Employs close column formation.</li> <li>c. Obeys traffic control directions unless escorted by military or HN police.</li> <li>d. Employs directional guides at all critical intersections.</li> </ul> <p>10. Convoy commander monitors unit crossing RP.</p> <ul style="list-style-type: none"> <li>a. Verifies that lead vehicle has crossed RP at specified time.</li> <li>b. Verifies that vehicles that have crossed RP.</li> <li>c. Forwards SITREP to higher HQ staff element using analog and/or digital communications.</li> </ul>		

TASK PERFORMANCE / EVALUATION SUMMARY BLOCK							
ITERATION	1	2	3	4	5	M	TOTAL
TOTAL TASK STEPS EVALUATED							
TOTAL TASK STEPS "GO"							
TRAINING STATUS "GO"/"NO-GO"							

"\*\*" indicates a leader task step.

**SUPPORTING INDIVIDUAL TASKS**

Task Number	Task Title	References
031-503-3008	Implement Mission-Oriented Protective Posture	STP 10-92M14-SM-TG
071-329-1019	Use a Map Overlay	STP 21-24-SMCT STP 10-92M14-SM-TG STP 21-24-SMCT
551-721-4326	Perform Duties as Convoy Commander	STP 10-92M14-SM-TG STP 21-24-SMCT

**SUPPORTING COLLECTIVE TASKS**

<b>Task Number</b>	<b>Task Title</b>	<b>References</b>
63-2-4001	Plan Unit Move	ARTEP 10-337-30-MTP
63-2-4002	Prepare Unit to Move	ARTEP 10-337-30-MTP

**OPFOR TASKS AND STANDARDS**

**TASK:** Disrupt Enemy Movement and Operations using Persistent and Non-Persistent Chemical Weapons (63-OPFOR-1001)

**CONDITION:** OPFOR units deliver chemical agents by means of conventional artillery weapons or aircraft along selected routes and key bases in the rear area.

**STANDARD:** 1. Deliver chemical agents in low lying and/or densely wooded areas. 2. Delay movement of enemy supplies and equipment to forward areas by disrupting C2 system. 3. Restrict enemy units movement in rear area. 4. Channel movement into predesignated ambush areas. 5. Contaminate enemy supplies and equipment. 6. Inflict casualties on enemy forces.

**TASK:** Conduct Sniper Operations (63-OPFOR-1005)

**CONDITION:** OPFOR has assigned snipers, regular and/or irregular elements, in the enemy rear area along MSR and near support sites.

**STANDARD:** 1. Set up well-concealed location(s). 2. Engage vehicle drivers or personnel on foot with short bursts of semi-automatic fire. 3. Kill or wound selected target. 4. Prevent position from being discovered by enemy forces. 5. Evacuate the area without being spotted. 6. Report all specified PIR and other intelligence requirements to OPFOR HQ.

**TASK:** Conduct Hasty Ambush (63-OPFOR-1003)

**CONDITION:** OPFOR element is moving in a wooded area when an enemy march element is seen moving along a nearby route.

**STANDARD:** 1. Prepare ambush site before arrival of enemy element. 2. Surprise enemy forces. 3. Inflict casualties within the designated kill zone. 4. Inflict damage to vehicles and equipment within the designated kill zone. 5. Delay enemy march element from reaching its destination for a specified period. 6. Withdraw, on order, within two minutes of ambush initiation. 7. Report actions to superiors.

- ELEMENTS:** Company Headquarters  
 Battalion Maintenance Platoon Headquarters  
 Battalion Maintenance Section  
 Maintenance Control Section  
 Tech Supply Platoon Headquarters  
 Shipping / Receiving Section  
 Storage / Issue Section  
 RX / QSS Section  
 Direct Support Maintenance Platoon Headquarters  
 Automotive / Track Vehicle Repair Section  
 Service / Recovery Section  
 Ground Support Equipment Repair Section  
 Armament Repair Section  
 Communications / Electronics Repair Section  
 Cavalry System Support Team

**TASK:** Perform Advance/Quartering Party Activities (63-2-4008)  
 (FM 10-27-2) (FM 10-27-3) (FM 3-100.4)  
 (FM 55-30) (STP 21-1-SMCT) (STP 21-24-SMCT)

**ITERATION:** 1 2 3 4 5 M (Circle)

**COMMANDER/LEADER ASSESSMENT:** T P U (Circle)

**CONDITIONS:** Departure time for the advance/quartering party has arrived, and the party is prepared to depart the assembly area. MOPP2 has been designated. All essential information, such as route, order of march, and estimated arrival time of main body, has been provided by higher HQ staff element. The party leader has been issued tentative unit layout, hasty defense, and traffic plans. The unit has analog and/or digital communications with higher HQ. The higher HQ OPORD, the unit TSOP, and higher HQ TSOP are available. The advance/quartering party possesses all required equipment. Sufficient guides, markers, and other equipment are available. Upon arrival at the new AO, the higher HQ advance/quartering party leader assigns specific unit setup areas. The main body arrives before completion of this task. This task is conducted under all day or night environmental conditions. The unit is subject to air, NBC, and ground Level I threat forces attack. Some iterations of this task should be performed in MOPP4. Some iterations of this task should be performed in MOPP4.

**TASK STANDARDS:** All preparation tasks are accomplished at the new operation site as directed by the higher HQ staff element and unit commander and the main body moves into position. At MOPP4, performance degradation factors increase execution times.

TASK STEPS AND PERFORMANCE MEASURES	GO	NO-GO
1. Advance/quartering party moves to new operating site. <ul style="list-style-type: none"> <li>a. Wears uniform as prescribed by the higher HQ movement order and TSOP.</li> <li>b. Crosses SP, checkpoints, and RP as prescribed by movement order maintaining situational awareness using analog and/or digital communications.</li> <li>c. Follows prescribed route from old to new area maintaining situational awareness using analog and/or digital communications.</li> <li>d. Reports route changes and/or information to main body by messenger, route guides, route markers, other nonelectronic means, analog and/or digital communications.</li> </ul> 2. Advance/quartering party assists in securing the entire higher HQ area. <ul style="list-style-type: none"> <li>a. Assumes designated MOPP level before entering new area.</li> </ul>		



TASK STEPS AND PERFORMANCE MEASURES	GO	NO-GO
<p>b. Provides required number of personnel for initial security teams.</p> <p>c. Provides required personnel and equipment to conduct NBC surveys of assigned area.</p> <p>3. Advance/quarterming party secures the unit's new AO.</p> <p>a. Places OPs on probable avenues of approach consistent with the available personnel.</p> <p>b. Parks vehicles and trailers in covered positions with mirrors turned toward the ground.</p> <p>c. Conducts NBC survey of the entire assigned unit area.</p> <p>NOTE: If survey team(s) monitor high levels of contamination, area should be evacuated immediately.</p> <p>d. Conducts sweep of unit area to locate all mines, booby traps, and other signs of threat presence.</p> <p>* 4. Advance/quarterming party leader supervises area preparation tasks.</p> <p>a. Conducts unit area site reconnaissance with subelement leaders, pointing out assigned areas and traffic circulation IAW layout and traffic plans.</p> <p>b. Verifies movement of subelements into their respective areas to ensure compliance with layout plan.</p> <p>c. Establishes internal communications system using runner until wire communications have been established.</p> <p>d. Enforces OPSEC measures during area preparation.</p> <p>e. Establishes unit area entrance and exit points with unit personnel as guards.</p> <p>f. Assigns to subelements the task of blocking all other possible entrance and exit points into the unit area.</p> <p>g. Enforces safety procedures IAW TSOP and publications.</p> <p>h. Enforces environmental stewardship protection program procedures.</p> <p>5. Advance/quarterming party leader supervises area preparation tasks.</p> <p>a. Marks location of CP IAW the unit layout plan.</p> <p>b. Marks location of bivouac and administrative areas IAW the layout plan.</p> <p>c. Lays communication wire from CP to all subelements.</p> <p>d. Marks unit area traffic direction IAW the traffic plan.</p> <p>e. Erects required tentage at locations IAW the layout plan.</p> <p>f. Sets up radio antenna(s) in locations as required by the layout plan.</p> <p>g. Marks vehicle positions allowing maximum dispersion consistent with size of area and tactical situation.</p> <p>h. Marks subelements defensive boundaries IAW the security plan.</p> <p>i. Erects barriers to block all unauthorized entrances and exits into and out of the CP area.</p> <p>j. Employs camouflage and concealment measures consistent with tactical situation.</p> <p>k. Employs noise and light discipline measures.</p> <p>l. Employs communication security measures.</p> <p>m. Employs safety procedures IAW TSOP and publications.</p> <p>n. Employs environmental stewardship protection program procedures.</p> <p>6. Advance/quarterming party prepares an urbanized area.</p> <p>a. Selects buildings within assigned area that provide maximum cover, concealment, and protection.</p> <p>b. Selects building for CP that provides a line of sight for antenna(s).</p> <p>c. Clears all assigned buildings of booby traps and any unnecessary items.</p> <p>d. Erects barriers to close off or channel personnel and vehicles into designated areas.</p>		

TASK STEPS AND PERFORMANCE MEASURES	GO	NO-GO
e. Establishes OPs and defensive positions in upper stories of buildings. f. Employs safety procedures IAW TSOP and publications. g. Employs environmental stewardship protection program procedures. * 7. Advance/quarterming party leader supervises reception of main body. a. Identifies guide pickup points using analog and/or digital communications or messenger. b. Briefs ground guides on moving main body into their respective areas with emphasis on OPSEC. c. Monitors subelement guides activities to ensure compliance with guidance by party leader and the higher HQ and unit TSOP. d. Enforces counter-surveillance measures. 8. Advance/quarterming party performs guide functions. a. Guides elements into assigned positions without having vehicles stop in exposed areas. b. Employs prearranged signals IAW the higher HQ and unit TSOP. c. Parks one vehicle at a time during darkness or reduced visibility. d. Employs filtered flashlights during darkness or reduced visibility. e. Employs counter-surveillance measures during reception activities.		

TASK PERFORMANCE / EVALUATION SUMMARY BLOCK							
ITERATION	1	2	3	4	5	M	TOTAL
TOTAL TASK STEPS EVALUATED							
TOTAL TASK STEPS "GO"							
TRAINING STATUS "GO"/"NO-GO"							

"\*" indicates a leader task step.

**SUPPORTING INDIVIDUAL TASKS**

Task Number	Task Title	References
071-326-0513	Select Temporary Fighting Positions	STP 10-92M14-SM-TG STP 21-1-SMCT
071-329-1019	Use a Map Overlay	STP 10-92M14-SM-TG STP 21-24-SMCT
071-331-0804	Perform Surveillance Without the Aid of Electronic Devices	STP 10-92M14-SM-TG STP 21-1-SMCT
071-331-0815	Practice Noise, Light, and Litter Discipline	STP 10-92M14-SM-TG STP 21-1-SMCT

**SUPPORTING COLLECTIVE TASKS**

Task Number	Task Title	References
63-2-4007	Plan Occupation of New Area of Operations	ARTEP 10-337-30-MTP

**OPFOR TASKS AND STANDARDS**

**TASK:** Gather Intelligence (63-OPFOR-1008)

**CONDITION:** Small OPFOR elements, operating in the rear area, are planning attacks on enemy bases. Information is needed to complete plans.

**STANDARD:** 1. Identify all PIR and other intelligence requirements. 2. Pass through any outpost, defensive wire, or warning devices undetected. 3. Move to an OP that offers cover and concealment and is close enough to gather PIR and other intelligence requirements. 4. Gather all PIR and other intelligence requirements. 5. Withdraw from area undetected. 6. Report all information to OPFOR HQ.

**TASK:** Conduct Sniper Operations (63-OPFOR-1005)

**CONDITION:** OPFOR has assigned snipers, regular and/or irregular elements, in the enemy rear area along MSR and near support sites.

**STANDARD:** 1. Set up well-concealed location(s). 2. Engage vehicle drivers or personnel on foot with short bursts of semi-automatic fire. 3. Kill or wound selected target. 4. Prevent position from being discovered by enemy forces. 5. Evacuate the area without being spotted. 6. Report all specified PIR and other intelligence requirements to OPFOR HQ.

- ELEMENTS:** Company Headquarters  
 Battalion Maintenance Platoon Headquarters  
 Battalion Maintenance Section  
 Maintenance Control Section  
 Tech Supply Platoon Headquarters  
 Shipping / Receiving Section  
 Storage / Issue Section  
 RX / QSS Section  
 Direct Support Maintenance Platoon Headquarters  
 Automotive / Track Vehicle Repair Section  
 Service / Recovery Section  
 Ground Support Equipment Repair Section  
 Armament Repair Section  
 Communications / Electronics Repair Section  
 Cavalry System Support Team

**TASK:** Occupy New Operating Site (63-2-4009)  
 (FM 21-75) (FM 10-27-2) (FM 10-27-3)  
 (FM 20-3) (FM 21-10) (FM 3-100.4)  
 (FM 5-103) (FM 55-30) (FM 63-2)  
 (FM 63-20) (FM 63-21) (FM 63-2-1)  
 (STP 21-1-SMCT) (STP 21-24-SMCT)

**ITERATION:** 1 2 3 4 5 M (Circle)

**COMMANDER/LEADER ASSESSMENT:** T P U (Circle)

**CONDITIONS:** The unit's main body is moving into assigned positions in a new operating site. The unit has analog and/or digital communications with higher HQ. The higher HQ OPORD with all annexes and overlays, the unit TSOP, and higher HQ TSOP are available. Advance/quartering party leader briefs the commander on the status of site preparation. The commander assembles element leaders for briefing. Movement into the new area can occur during the day or night. While the unit is moving into position, the threat has the capability to launch a surprise attack with a small group. This task is performed under all day or night environmental conditions. The unit is subject to air, NBC, and ground Level I threat forces attack. Some iterations of this task should be performed in MOPP4. Some iterations of this task should be performed in MOPP4.

**TASK STANDARDS:** Unit completes initial camouflage and security functions within 20 minutes of arrival in new area. Commander finalizes layout plan within 30 minutes of arrival at new area.

TASK STEPS AND PERFORMANCE MEASURES	GO	NO-GO
1. Unit moves vehicles into positions. <ul style="list-style-type: none"> <li>a. Reacts correctly to guide's prescribed visual signals.</li> <li>b. Takes action to minimize noise.</li> <li>c. Takes action to minimize dust and exhaust smoke.</li> <li>d. Drives vehicles into predesignated positions without stopping in exposed areas.</li> <li>e. Positions vehicle facing toward roadway to allow for quick dispersion.</li> </ul> 2. Unit moves vehicles to positions at night. <ul style="list-style-type: none"> <li>a. Picks up guides at dismount point.</li> <li>b. Turns off blackout drive lights at dismount point.</li> <li>c. Reacts correctly to filtered flashlight signals of guide.</li> <li>d. Maintains noise and light discipline.</li> <li>e. Takes action to minimize dust and exhaust smoke.</li> </ul>		

TASK STEPS AND PERFORMANCE MEASURES	GO	NO-GO
<p>3. Vehicle operators perform initial camouflage measures.</p> <ul style="list-style-type: none"> <li>a. Reduce reflections by turning mirrors toward the ground.</li> <li>b. Employ natural terrain patterns, available overhead cover, and shadows.</li> <li>c. Cover windshields with available natural or artificial materials.</li> <li>d. Remove vehicle tracks by using available sweeping materials.</li> <li>e. Perform after-operations PMCS.</li> </ul> <p>4. Unit occupies initial defensive positions (designated personnel only).</p> <ul style="list-style-type: none"> <li>a. Occupies positions as directed by advance/quartering party leader.</li> <li>b. Prepares hasty fighting positions that provide frontal protection from direct fire and are at least half a meter (18 inches) deep.</li> <li>c. Positions automatic weapons on likely avenues of approach.</li> <li>d. Positions individual weapons to protect flanks of automatic weapons and to provide interlocking fires.</li> <li>e. Employs hasty camouflage measures to initial security positions.</li> <li>f. Employs light and noise discipline along defensive line.</li> <li>g. Employs correct challenge and password techniques.</li> <li>h. Employs safety measures IAW TSOP and publications.</li> <li>i. Employs environmental stewardship protection program procedures.</li> </ul> <p>* 5. Commander finalizes unit layout plan.</p> <ul style="list-style-type: none"> <li>a. Adjusts layout plan as terrain and tactical considerations require change.</li> <li>b. Records adjustment(s) on analog and/or digital map overlay(s).</li> <li>c. Identifies camouflage requirements based on terrain features.</li> <li>d. Identifies essential tasks to be completed.</li> <li>e. Briefs sub-element leaders on final layout plan and tasks to be performed.</li> <li>f. Enforces safety measures IAW TSOP and publications.</li> <li>g. Enforces environmental stewardship protection program procedures.</li> </ul>		

TASK PERFORMANCE / EVALUATION SUMMARY BLOCK							
ITERATION	1	2	3	4	5	M	TOTAL
TOTAL TASK STEPS EVALUATED							
TOTAL TASK STEPS "GO"							
TRAINING STATUS "GO"/"NO-GO"							

"\*" indicates a leader task step.

**SUPPORTING INDIVIDUAL TASKS: NONE**

**SUPPORTING COLLECTIVE TASKS**

Task Number	Task Title	References
63-2-4007	Plan Occupation of New Area of Operations	ARTEP 10-337-30-MTP
63-2-4008	Perform Advance/Quartering Party Activities	ARTEP 10-337-30-MTP

**OPFOR TASKS AND STANDARDS**

**TASK:** Conduct Sniper Operations (63-OPFOR-1005)

**CONDITION:** OPFOR has assigned snipers, regular and/or irregular elements, in the enemy rear area along MSR and near support sites.

**STANDARD:** 1. Set up well-concealed location(s). 2. Engage vehicle drivers or personnel on foot with short bursts of semi-automatic fire. 3. Kill or wound selected target. 4. Prevent position from being discovered by enemy forces. 5. Evacuate the area without being spotted. 6. Report all specified PIR and other intelligence requirements to OPFOR HQ.

**TASK:** Gather Intelligence (63-OPFOR-1008)

**CONDITION:** Small OPFOR elements, operating in the rear area, are planning attacks on enemy bases. Information is needed to complete plans.

**STANDARD:** 1. Identify all PIR and other intelligence requirements. 2. Pass through any outpost, defensive wire, or warning devices undetected. 3. Move to an OP that offers cover and concealment and is close enough to gather PIR and other intelligence requirements. 4. Gather all PIR and other intelligence requirements. 5. Withdraw from area undetected. 6. Report all information to OPFOR HQ.

# ARTEP 43-888-30-MTP

**ELEMENTS:** Company Headquarters  
 Battalion Maintenance Platoon Headquarters  
 Tech Supply Platoon Headquarters

**TASK:** Set Up Unit Headquarters and Bivouac Areas (63-2-4518)  
 (DA PAM 385-1) (FM 10-27-2) (FM 10-27-3)  
 (FM 20-3) (FM 21-10) (FM 3-100.4)  
 (FM 3-4) (STP 21-1-SMCT) (STP 21-24-SMCT)

**ITERATION:** 1 2 3 4 5 M (Circle)  
**COMMANDER/LEADER ASSESSMENT:** T P U (Circle)

**CONDITIONS:** The unit has been directed to move to a new location. The unit has analog and digital communications with higher HQ. The higher HQ OPORD, unit TSOP, and higher HQ TSOP are available. Quarters party has escorted the unit HQ to the new site. New AO for unit HQ and bivouac areas have been selected in a field site or MOUT environment. Operating sites for unit administrative area, unit supply, and field sanitation have been selected. Quarters party has initially secured the area and established the CP. The layout plan is available. This task is performed under all day and night environmental conditions. The unit is subject to air, NBC, and ground Level I threat forces attack. Some iterations of this task should be performed in MOPP4.

**TASK STANDARDS:** The unit HQ and bivouac areas are set up IAW TSOP and/or layout plan within the prescribed time frame.

TASK STEPS AND PERFORMANCE MEASURES	GO	NO-GO
<p>* 1. Commander/first sergeant direct set up of administrative and bivouac areas.</p> <ul style="list-style-type: none"> <li>a. Revise layout plan based on current situation.</li> <li>b. Designate location of unit elements based on revised layout plan.</li> <li>c. Coordinate the updated layout plan with higher HQ staff personnel.</li> <li>d. Supervise the set-up of unit CP.</li> <li>e. Direct set up of bivouac area(s).</li> <li>f. Inspect setup to ensure it is IAW the layout plan.</li> <li>g. Enforce safety procedures IAW TSOP and publications.</li> <li>h. Enforce environmental stewardship protection program procedures.</li> </ul> <p>2. Unit HQ personnel set-up the unit administrative area.</p> <ul style="list-style-type: none"> <li>a. Occupy positions required for local area security IAW unit TSOP.</li> <li>b. Position equipment and tentage according to layout plan.</li> <li>c. Establish unit communications net using analog and digital devices.</li> <li>d. Enter higher HQ communications nets IAW current communications instructions and TSOP.</li> <li>e. Identify tentative mortuary affairs and EPW collection points.</li> <li>f. Mark vehicle parking areas.</li> <li>g. Mark traffic flow pattern.</li> <li>h. Camouflage vehicles, shelters, and equipment.</li> <li>i. Employ safety procedures IAW TSOP and publications.</li> <li>j. Employ environmental stewardship protection program procedures.</li> </ul> <p>3. Unit HQ personnel set up the unit supply area.</p> <ul style="list-style-type: none"> <li>a. Set up required shelters and equipment.</li> <li>b. Secure weapons and ammunition.</li> <li>c. Position supply vehicles.</li> <li>d. Camouflage vehicles and equipment.</li> <li>e. Employ safety procedures IAW TSOP and publications.</li> </ul>		

TASK STEPS AND PERFORMANCE MEASURES	GO	NO-GO
f. Employ environmental stewardship protection program procedures.  4. Unit personnel set up bivouac area. a. Locate area away from traffic flow and roadways. b. Mark sleep areas. c. Pitch individual tentage. d. Set-up commander's facilities. e. Camouflage all bivouac areas. f. Employ safety procedures IAW TSOP and publications. g. Employ environmental stewardship protection program procedures.  5. Unit personnel set-up the field sanitation facilities. a. Construct latrine(s). b. Place screen or canvas around latrine(s). c. Construct handwashing device for each latrine. d. Set up unit water source. e. Employ safety procedures IAW TSOP and publications. f. Employ environmental stewardship protection program procedures.  6. Commander/first sergeant coordinates internal logistics and CHS requirements. a. Coordinates field feeding location and schedule with supporting unit. NOTE: For unit without assigned field feeding assets. b. Coordinates for maintenance support with supporting unit. NOTE: For units without assigned maintenance assets. c. Coordinates CHS with supporting medical element. NOTE: For units without medical assets.		

TASK PERFORMANCE / EVALUATION SUMMARY BLOCK							
ITERATION	1	2	3	4	5	M	TOTAL
TOTAL TASK STEPS EVALUATED							
TOTAL TASK STEPS "GO"							
TRAINING STATUS "GO"/"NO-GO"							

"\*\*" indicates a leader task step.

**SUPPORTING INDIVIDUAL TASKS: NONE**

**SUPPORTING COLLECTIVE TASKS**

Task Number	Task Title	References
63-2-4007	Plan Occupation of New Area of Operations	ARTEP 10-337-30-MTP

**OPFOR TASKS AND STANDARDS: NONE**



ARTEP 43-888-30-MTP

- ELEMENTS:** Company Headquarters  
 Battalion Maintenance Platoon Headquarters  
 Battalion Maintenance Section  
 Maintenance Control Section  
 Tech Supply Platoon Headquarters  
 Shipping / Receiving Section  
 Storage / Issue Section  
 RX / QSS Section  
 Direct Support Maintenance Platoon Headquarters  
 Automotive / Track Vehicle Repair Section  
 Service / Recovery Section  
 Ground Support Equipment Repair Section  
 Armament Repair Section  
 Communications / Electronics Repair Section  
 Cavalry System Support Team

**TASK:** Perform Deployment Alert Activities (63-2-4801)  
 (FM 100-17) (AR 220-1) (AR 220-10)  
 (FM 55-65)

**ITERATION:** 1M 2M 3M 4M 5M (Circle)  
**COMMANDER/LEADER ASSESSMENT:** T P U (Circle)

**CONDITIONS:** The unit has been at a normal state of deployment readiness and has received a warning order to prepare for overseas deployment. The CQ or 1SG has notified the commander. The unit has analog and/or digital communications with higher HQ. The unit movement plan, recall plan, security plan, unit and higher HQ access rosters, and current maps are available. The unit has a trained officer or NCO appointed as UMO and alternate UMO. Main body personnel, advance party personnel, SPOE team, equipment reception team, packing and crating team, weighing and marking team, rail loading team, and supercargoes have been designated by the commander and trained in their duties. The unit is deploying as part of a higher HQ deployment. Alert notification activities are performed under all day or night environmental conditions.

This task is always performed in MOPP4.

**TASK STANDARDS:** Unit personnel are recalled IAW the recall plan. All personnel are present or accounted for and briefings are conducted for unit personnel and deployment teams IAW movement plan. Security is established IAW security plan.

TASK STEPS AND PERFORMANCE MEASURES	GO	NO-GO
* 1. Commander supervises deployment alert notification activities. <ul style="list-style-type: none"> <li>a. Directs the CQ or 1SG to implement the recall plan.</li> <li>b. Coordinates with higher HQ commander for guidance concerning deployment requirements.</li> <li>c. Briefs unit leaders on deployment and mission requirements.</li> <li>d. Directs UMO to update movement plan, deployment SOP, and marshaling plans, as required.</li> <li>e. Assigns additional and/or replacement personnel to deployment teams, as required.</li> <li>f. Monitors security of unit area for compliance with security plan.</li> <li>g. Monitors recall of unit personnel to ensure recall time standards are met and personnel accountability is accomplished IAW recall plan.</li> </ul>		

TASK STEPS AND PERFORMANCE MEASURES	GO	NO-GO
<ul style="list-style-type: none"> <li>h. Submits reports to higher HQ IAW recall plan, security plan, deployment OPORD, and movement plan using analog and/or digital communications.</li> <li>i. Briefs higher HQ commander and staff on status of deployment alert activities.</li> </ul> <p>2. Unit HQ performs recalls personnel accountability functions.</p> <ul style="list-style-type: none"> <li>a. Initiates recall procedures IAW recall plan.</li> <li>b. Sets up central check-in IAW recall plan.</li> <li>c. Checks personnel as they arrive, to ensure only personnel listed on current access rosters enter the unit area.</li> <li>d. Annotates recall roster to indicate personnel are present for duty as they arrive.</li> <li>e. Computes percent present for duty IAW recall plan.</li> <li>f. Briefs commander on present-for-duty status as recall progresses.</li> <li>g. Disestablishes control check-in point when 100 percent of unit are present or accounted for.</li> </ul> <p>* 3. UMO assembles deployment teams.</p> <ul style="list-style-type: none"> <li>a. Identifies unit deployment team requirements by reviewing movement plan.</li> <li>b. Confirms personnel are available for designated deployment teams.</li> <li>c. Requests commander assign additional and/or replacement deployment team members, as required.</li> <li>d. Briefs deployment teams on their duties and responsibilities IAW the movement plan.</li> <li>e. Briefs commander on status of deployment teams.</li> </ul> <p>* 4. Unit leaders supervise unit element alert activities.</p> <ul style="list-style-type: none"> <li>a. Monitor arrival of unit element personnel to ensure all personnel are accounted for.</li> <li>b. Supervise establishment of security of assigned area IAW security plan.</li> <li>c. Brief personnel on deployment.</li> </ul> <p>* 5. Section chiefs and/or team leaders supervise alert activities.</p> <ul style="list-style-type: none"> <li>a. Inspect personnel as they arrive to ensure all have required clothing and personal gear.</li> <li>b. Inspect alert bags to ensure all personal gear is present and serviceable.</li> <li>c. Assign personnel to security posts IAW security plan.</li> <li>d. Brief unit element leaders on alert status.</li> </ul> <p>6. Unit performs recall activities.</p> <ul style="list-style-type: none"> <li>a. Relays alert notification, as required.</li> <li>b. Reports for duty unit HQ IAW recall plan.</li> <li>c. Repairs or replaces personal gear, as required.</li> <li>d. Performs security functions, as required.</li> <li>e. Provides dependents with information on deployment, as permitted.</li> </ul>		

TASK PERFORMANCE / EVALUATION SUMMARY BLOCK							
ITERATION	1M	2M	3M	4M	5M		TOTAL
TOTAL TASK STEPS EVALUATED							
TOTAL TASK STEPS "GO"							
TRAINING STATUS "GO"/"NO-GO"							

"\*" indicates a leader task step.

**SUPPORTING INDIVIDUAL TASKS: NONE**

**SUPPORTING COLLECTIVE TASKS: NONE**

**OPFOR TASKS AND STANDARDS: NONE**

- ELEMENTS:** Company Headquarters  
 Battalion Maintenance Platoon Headquarters  
 Battalion Maintenance Section  
 Maintenance Control Section  
 Tech Supply Platoon Headquarters  
 Shipping / Receiving Section  
 Storage / Issue Section  
 RX / QSS Section  
 Direct Support Maintenance Platoon Headquarters  
 Automotive / Track Vehicle Repair Section  
 Service / Recovery Section  
 Ground Support Equipment Repair Section  
 Armament Repair Section  
 Communications / Electronics Repair Section  
 Cavalry System Support Team

**TASK:** Perform Human Resources Predeployment Activities (63-2-4802)  
 (AR 220-10) (AR 220-1) (FM 100-17)  
 (FM 55-10) (FM 55-65)

**ITERATION:** 1 2 3 4 5 M (Circle)  
**COMMANDER/LEADER ASSESSMENT:** T P U (Circle)

**CONDITIONS:** The unit has activated the recall plan. Unit personnel are accounted for and are prepared for predeployment processing. S1 has provided a SRP schedule to the commander. The unit has coordinated with the S1 for assistance, as needed. Transportation to move the unit to the processing center is available. The deployment SOP, movement plan, family assistance plan, and higher HQ deployment OPORD are available. The unit has analog and digital communications with higher HQ. The unit is deploying as part of a higher HQ deployment. SRP activities are performed under all day or night environmental conditions.

Some iterations of this task should be performed in MOPP4.

**TASK STANDARDS:** Predeployment personnel and administrative activities are accomplished IAW the movement plan, deployment OPORD, S1 SRP schedule, and commander's guidance.

TASK STEPS AND PERFORMANCE MEASURES	GO	NO-GO
* 1. Commander directs personnel and administrative predeployment activities. <ul style="list-style-type: none"> <li>a. Directs HQ to update the unit USR using current data IAW AR 220-1.</li> <li>b. Directs the XO/1SG to publish a unit SRP schedule based on the S1 SRP schedule.</li> <li>c. Forwards list of nondeployable personnel to the higher HQ staff element using analog and/or digital communications.</li> <li>d. Directs personnel to complete SRP activities.</li> <li>e. Directs personnel to secure POVs and personal property IAW movement plan.</li> <li>f. Directs XO to prepare briefing for dependents.</li> <li>g. Directs XO to update family assistance plan, as required.</li> <li>h. Requests that the S1 appoint pay agents during deployment, if necessary, using analog and/or digital communications.</li> </ul>		

TASK STEPS AND PERFORMANCE MEASURES	GO	NO-GO
<p>i. Coordinates with S1 Section to close out fund account using analog and/or digital communications.</p> <p>j. Coordinates through higher HQ and port commander to identify number of supercargoes (unit personnel traveling with unit equipment) authorized and POC for supercargoes using analog and/or digital communications.</p> <p>NOTE: Performance step "j" is not used by the IBCT.</p> <p>k. Briefs battalion commander on status of SRP activities.</p> <p>2. Unit HQ processes SRP records.</p> <p>a. Delivers unit SRP records to SRP site.</p> <p>b. Verifies that 100 percent of deploying personnel have processed.</p> <p>c. Returns SRP records to company HQ.</p> <p>d. Delivers SRP records to battalion rear detachment prior to departure.</p> <p>3. Unit HQ performs personnel replacement functions.</p> <p>a. Identifies nondeployable personnel by reviewing monthly USR, 1SG daily report, and SRP results.</p> <p>b. Coordinates with higher HQ staff element for replacement personnel using analog and/or digital communications.</p> <p>c. Recommends assignment of replacement personnel to commander.</p> <p>d. Assigns replacement personnel IAW commander's instructions.</p> <p>e. Updates the family assistance plan, as required.</p> <p>4. Unit HQ monitors unit SRP activities.</p> <p>a. Publishes unit SRP schedule based on movement plan, S1 section SRP schedule, and commander's guidance.</p> <p>b. Distributes unit SRP schedule to platoons and sections.</p> <p>c. Monitors SRP to ensure activities are completed IAW SRP schedule.</p> <p>d. Coordinates with the higher HQ staff element for additional SRP using analog and/or digital communications, as required.</p> <p>e. Briefs commander on SRP status.</p> <p>* 5. Unit leaders supervise personnel and administrative SRP activities.</p> <p>a. Direct personnel to complete SRP IAW SRP schedule.</p> <p>b. Designate personnel to assist contact teams in SRP activities, as required.</p> <p>c. Monitor SRP to ensure activities are completed IAW SRP schedule.</p> <p>d. Coordinate with the UMO/NCO for additional SRP, as required.</p> <p>e. Identify nondeployable personnel.</p> <p>f. Coordinate personnel replacement with company HQ.</p> <p>g. Monitor securing of POVs and personal property for compliance with movement plan and commander's instructions.</p> <p>h. Brief personnel on family assistance plan.</p> <p>i. Brief commander on results of SRP.</p> <p>6. Company personnel perform SRP activities.</p> <p>a. Perform SRP contact team functions, as directed.</p> <p>b. Complete processing activities, as directed.</p> <p>c. Secure POVs and personal property IAW movement plan and commander's instructions.</p>		

TASK PERFORMANCE / EVALUATION SUMMARY BLOCK							
ITERATION	1	2	3	4	5	M	TOTAL
TOTAL TASK STEPS EVALUATED							
TOTAL TASK STEPS "GO"							
TRAINING STATUS "GO"/"NO-GO"							

"\*" indicates a leader task step.

**SUPPORTING INDIVIDUAL TASKS: NONE**

**SUPPORTING COLLECTIVE TASKS**

Task Number	Task Title	References
63-2-4801	Perform Deployment Alert Activities	ARTEP 10-337-30-MTP
63-2-4803	Perform Predeployment Training Activities	ARTEP 10-337-30-MTP
63-2-4804	Perform Predeployment Supply Activities	ARTEP 10-337-30-MTP
63-2-4805	Perform Predeployment Maintenance Activities	ARTEP 10-337-30-MTP

**OPFOR TASKS AND STANDARDS: NONE**

ARTEP 43-888-30-MTP

- ELEMENTS:** Company Headquarters  
 Battalion Maintenance Platoon Headquarters  
 Battalion Maintenance Section  
 Maintenance Control Section  
 Tech Supply Platoon Headquarters  
 Shipping / Receiving Section  
 Storage / Issue Section  
 RX / QSS Section  
 Direct Support Maintenance Platoon Headquarters  
 Automotive / Track Vehicle Repair Section  
 Service / Recovery Section  
 Ground Support Equipment Repair Section  
 Armament Repair Section  
 Communications / Electronics Repair Section  
 Cavalry System Support Team

**TASK:** Perform Predeployment Training Activities (63-2-4803)  
 (AR 350-41) (AR 220-10) (AR 350-1)  
 (FM 100-17) (FM 55-65) (TC 25-20)

**ITERATION:** 1 2 3 4 5 M (Circle)

**COMMANDER/LEADER ASSESSMENT:** T P U (Circle)

**CONDITIONS:** The unit is preparing for deployment to an overseas site. Sufficient time exists for the unit to conduct predeployment training. The commander has designated a training officer and NCO. The unit deployment SOP, movement plan, higher HQ deployment OPORD, and training records are available. The unit has analog and/or digital communications with higher HQ. The unit is deploying as part of a higher HQ deployment. Predeployment training is performed under all day or night environmental conditions. Some iterations of this task should be performed in MOPP4.

**TASK STANDARDS:** Predeployment training is accomplished IAW the training schedule and commander's guidance.

TASK STEPS AND PERFORMANCE MEASURES	GO	NO-GO
* 1. Commander directs predeployment training activities. <ul style="list-style-type: none"> <li>a. Identifies training requirements through coordination with unit leaders and review of the movement plan and training records.</li> <li>b. Identifies special training requirements by reviewing deployment OPORD and coordinating with the higher HQ staff personnel.</li> <li>c. Directs training officer to develop a unit training schedule to correct training deficiencies.</li> <li>d. Designates personnel to receive training IAW higher HQ staff personnel's instructions.</li> <li>e. Briefs higher HQ commander on status of predeployment training.</li> </ul> * 2. Training officer/NCO supervise predeployment training activities. <ul style="list-style-type: none"> <li>a. Develops training schedule based on movement plan, deployment OPORD, specialized training requirements identified by higher HQ and commander's guidance.</li> <li>b. Coordinates training support with the higher HQ staff personnel using analog and/or digital communications, as required.</li> <li>c. Provides training schedule to S2/S3 section and unit leader, as appropriate.</li> <li>d. Monitors training to ensure appropriate training is provided to personnel.</li> </ul>		

TASK STEPS AND PERFORMANCE MEASURES	GO	NO-GO
e. Briefs commander on status of predeployment training.		
* 3. Unit leaders perform predeployment training activities.		
a. Coordinates with UMO for required training support using analog and/or digital communications.		
b. Conducts training IAW training schedule, if required.		
c. Annotates training results on individual and team training records.		

TASK PERFORMANCE / EVALUATION SUMMARY BLOCK							
ITERATION	1	2	3	4	5	M	TOTAL
TOTAL TASK STEPS EVALUATED							
TOTAL TASK STEPS "GO"							
TRAINING STATUS "GO"/"NO-GO"							

"\*" indicates a leader task step.

**SUPPORTING INDIVIDUAL TASKS: NONE**

**SUPPORTING COLLECTIVE TASKS**

Task Number	Task Title	References
63-2-4801	Perform Deployment Alert Activities	ARTEP 10-337-30-MTP
63-2-4802	Perform Human Resources Predeployment Activities	ARTEP 10-337-30-MTP
63-2-4804	Perform Predeployment Supply Activities	ARTEP 10-337-30-MTP
63-2-4805	Perform Predeployment Maintenance Activities	ARTEP 10-337-30-MTP

**OPFOR TASKS AND STANDARDS: NONE**



ARTEP 43-888-30-MTP

- ELEMENTS:** Company Headquarters  
 Battalion Maintenance Platoon Headquarters  
 Battalion Maintenance Section  
 Maintenance Control Section  
 Tech Supply Platoon Headquarters  
 Shipping / Receiving Section  
 Storage / Issue Section  
 RX / QSS Section  
 Direct Support Maintenance Platoon Headquarters  
 Automotive / Track Vehicle Repair Section  
 Service / Recovery Section  
 Ground Support Equipment Repair Section  
 Armament Repair Section  
 Communications / Electronics Repair Section  
 Cavalry System Support Team

**TASK:** Perform Predeployment Supply Activities (63-2-4804)  
 (AR 710-2) (AR 220-10) (AR 700-84)  
 (AR 725-50) (AR 735-5) (FM 100-17)  
 (FM 3-100.4)

**ITERATION:** 1 2 3 4 5 M (Circle)

**COMMANDER/LEADER ASSESSMENT:** T P U (Circle)

**CONDITIONS:** The unit is preparing for deployment to an overseas site. Basic loads of ammunition, rations, equipment identified TAT, and repair parts are available. The unit movement plan, TSOP, and higher HQ deployment OPORD are available. The unit has analog and/or digital communications with higher HQ. The unit is deploying as part of a higher HQ deployment. Predeployment supply activities are performed under all day or night environmental conditions. Some iterations of this task should be performed in MOPP4.

**TASK STANDARDS:** Predeployment supply activities are accomplished IAW the movement plan, TSOP, and commander's guidance.

TASK STEPS AND PERFORMANCE MEASURES	GO	NO-GO
* 1. Commander directs predeployment supply activities. <ul style="list-style-type: none"> <li>a. Identifies float and/or replacement equipment and additional supply requirements to the movement plan deployment supply list based on the deployment OPORD, METT-TC, and coordination with the higher HQ staff personnel.</li> <li>b. Coordinates with the higher HQ staff element for issue of additional supplies using analog and/or digital communications, as required.</li> <li>c. Coordinates with the higher HQ staff element issue of float and/or replacement equipment using analog and/or digital communications, as necessary.</li> <li>d. Directs unit leaders to provide supply and equipment requests to supply sergeant.</li> <li>e. Directs supply sergeant to request required supplies and equipment.</li> <li>f. Briefs higher HQ commander and higher HQ staff personnel on supply status, as required.</li> <li>g. Enforces environmental stewardship protection program procedures.</li> </ul> 2. Unit elements perform predeployment supply activities.		

TASK STEPS AND PERFORMANCE MEASURES	GO	NO-GO
<ul style="list-style-type: none"> <li>a. Identify shortages of supplies and equipment by conducting inventories and inspections.</li> <li>b. Inventory soldier's personal belongings that are designated to remain in the unit area.</li> <li>c. Secure personal belongings remaining in the unit area.</li> <li>d. Submit requests for supplies and equipment to supply sergeant IAW TSOP, as required.</li> <li>e. Issue individual basic loads, as required.</li> <li>f. Employ safety procedures IAW TSOP and applicable publications.</li> <li>g. Employ environmental stewardship protection program procedures.</li> </ul> <p>3. Unit HQ provides supply support.</p> <ul style="list-style-type: none"> <li>a. Submits requests to servicing SSA to upgrade FAD on all requisitions already in the system.</li> <li>b. Coordinates with the S4 for additional DODAACs to be requested, as needed, for the rear detachment and deploying detachments using analog and/or digital communications.</li> <li>c. Submits changes of the "ship-to" address for the unit DODAAC to the servicing SSA, to ensure correct routing of requested supplies to the unit's deployment address using analog and/or digital communications.</li> <li>d. Submits requests for issue of personal clothing and equipment to S4 section IAW AR 700-84 using analog and/or digital communications.</li> <li>e. Submits request for basic loads and required supplies and equipment to S4 Section IAW Movement Plan and TSOP using analog and/or digital communications.</li> <li>f. Submits request for eyeglasses, inserts, and hearing aids to the S4 section using analog and/or digital communications, as required.</li> <li>g. Requests supplies to support movement operations (BBPCT, dunnage, and pallet covers).</li> <li>h. Draws basic loads IAW S4 section's instructions.</li> <li>i. Coordinates with S4 section to resolve outstanding requisitions using analog and/or digital communications.</li> <li>j. Coordinates with commander or S4 section for transportation and MHE support using analog and/or digital communications to pick-up, issue, and/or pack deployment supplies, if necessary.</li> <li>k. Inspects float and/or replacement equipment for serviceability.</li> <li>l. Signs for float and/or replacement equipment.</li> <li>m. Issues supplies and equipment IAW TSOP, as required.</li> <li>n. Secures unissued supplies and equipment IAW TSOP.</li> <li>o. Turns in equipment, supplies, and hazardous material to appropriate facility, as required.</li> <li>p. Prepares hand receipt annex and/or transfer documentation for unit property being transferred.</li> <li>q. Prepares backup of all automated supply systems prior to deployment.</li> <li>r. Briefs commander on deployment supply status.</li> <li>s. Employs safety procedures IAW TSOP and applicable publications.</li> <li>t. Employs environmental stewardship protection program procedures.</li> </ul>		

TASK PERFORMANCE / EVALUATION SUMMARY BLOCK							
ITERATION	1	2	3	4	5	M	TOTAL
TOTAL TASK STEPS EVALUATED							
TOTAL TASK STEPS "GO"							
TRAINING STATUS "GO"/"NO-GO"							

"\*" indicates a leader task step.

**SUPPORTING INDIVIDUAL TASKS: NONE**

**SUPPORTING COLLECTIVE TASKS**

Task Number	Task Title	References
63-2-4801	Perform Deployment Alert Activities	ARTEP 10-337-30-MTP
63-2-4803	Perform Predeployment Training Activities	ARTEP 10-337-30-MTP
63-2-4805	Perform Predeployment Maintenance Activities	ARTEP 10-337-30-MTP

**OPFOR TASKS AND STANDARDS: NONE**

- ELEMENTS:** Company Headquarters  
 Battalion Maintenance Platoon Headquarters  
 Battalion Maintenance Section  
 Maintenance Control Section  
 Tech Supply Platoon Headquarters  
 Shipping / Receiving Section  
 Storage / Issue Section  
 RX / QSS Section  
 Direct Support Maintenance Platoon Headquarters  
 Automotive / Track Vehicle Repair Section  
 Service / Recovery Section  
 Ground Support Equipment Repair Section  
 Armament Repair Section  
 Communications / Electronics Repair Section  
 Cavalry System Support Team

**TASK:** Perform Predeployment Maintenance Activities (63-2-4805)  
 (FM 4-30.3) (AR 220-1) (AR 700-138)  
 (AR 750-1) (DA PAM 738-750) (DA PAM 750-1)  
 (DA PAM 750-35) (FM 100-17) (FM 3-100.4)

**ITERATION:** 1 2 3 4 5 M (Circle)

**COMMANDER/LEADER ASSESSMENT:** T P U (Circle)

**CONDITIONS:** The unit is preparing for deployment to an overseas site. Sufficient time exists for the unit to conduct predeployment maintenance activities. The commander has designated a motor officer. Required tools, equipment, and personnel are available. MSTs are available in the unit maintenance area. The movement plan, maintenance SOP, and higher HQ deployment OPORD are available. The unit has analog and/or digital communications with higher HQ. The unit is deploying as part of a higher HQ deployment. Predeployment maintenance is performed under all day or night environmental conditions. Some iterations of this task should be performed in MOPP4.

**TASK STANDARDS:** Predeployment maintenance is accomplished IAW the maintenance SOP and commander's guidance.

TASK STEPS AND PERFORMANCE MEASURES	GO	NO-GO
* 1. Commander directs predeployment maintenance activities. <ul style="list-style-type: none"> <li>a. Monitors maintenance activities for compliance with the maintenance SOP and commander's guidance.</li> <li>b. Approves the use of controlled exchange when required repair parts are not available.</li> <li>c. Checks MCSR for accuracy and completeness.</li> <li>d. Forwards MCSR to the S4 section using analog and/or digital communications.</li> <li>e. Coordinates with S4 for maintenance support using analog and/or digital communications, as required.</li> <li>f. Prioritizes internal repair of vehicles and equipment.</li> <li>g. Enforces safety procedures IAW TSOP and applicable publications.</li> <li>h. Enforces environmental stewardship protection program procedures.</li> </ul> * 2. Motor officer/motor sergeant supervises predeployment maintenance activities.		

TASK STEPS AND PERFORMANCE MEASURES	GO	NO-GO
<ul style="list-style-type: none"> <li>a. Identifies unit operational readiness levels by reviewing vehicle and equipment status reports, PMCS, and predeployment maintenance checks.</li> <li>b. Prepares MCSR IAW AR 220-1 and AR 700-138.</li> <li>c. Submits current MCSR to commander.</li> <li>d. Submits request for direct support maintenance to commander, as required.</li> <li>e. Submits request for controlled exchanges to commander for approval.</li> <li>f. Designates unit maintenance personnel to assist direct support maintenance element IAW maintenance SOP and S4 section and commander's instructions.</li> <li>g. Directs calibration of tools, if required.</li> <li>h. Verifies PLL inventory by conducting spot checks.</li> <li>i. Submits request for PLL replenishment to S4 section using analog and/or digital communications, as required.</li> <li>j. Verifies completion of repairs by reviewing maintenance records.</li> <li>k. Coordinates with S4 section to identify status of vehicles and equipment in support maintenance using analog and/or digital communications.</li> <li>l. Coordinates with S4 section to evacuate nondeployable vehicles and equipment to support maintenance using analog and/or digital communications.</li> <li>m. Verifies unit member's civilian and military driver's licenses and equipment licenses for validation and reissue, as needed.</li> <li>n. Prepares backup of all automated maintenance systems prior to deployment.</li> <li>o. Briefs the commander on maintenance status of vehicles and equipment, as required.</li> <li>p. Enforces safety procedures IAW TSOP and applicable publications.</li> <li>q. Enforces environmental stewardship protection program procedures.</li> </ul> <p>3. Maintenance unit performs field maintenance activities.</p> <ul style="list-style-type: none"> <li>a. Calibrates tools, as required.</li> <li>b. Inspects equipment IAW appropriate operator and organizational maintenance TMs.</li> <li>c. Records all deficiencies on equipment inspection worksheets.</li> <li>d. Corrects unit-level maintenance deficiencies.</li> <li>e. Corrects DS-level maintenance deficiencies.</li> <li>f. Requests required repair parts from PLL clerk.</li> <li>g. Repairs equipment IAW applicable TM(s).</li> <li>h. Requests approval for controlled exchange through motor officer or sergeant when required repair parts are not available.</li> <li>i. Performs controlled exchange IAW motor officer or sergeant's instructions.</li> <li>j. Performs final inspection to ensure quality control of repairs.</li> <li>k. Conducts inventory of PLL to confirm shortages IAW PLL listing.</li> <li>l. Submits request for PLL replenishment to supporting SSA, as required.</li> <li>m. Performs technical inspections of float and/or replacement equipment IAW appropriate TMs and manufacturer's instructions.</li> <li>n. Releases equipment to appropriate unit elements.</li> <li>o. Employs safety procedures IAW TSOP and applicable publications.</li> <li>p. Employs environmental stewardship protection program procedures.</li> </ul> <p>4. Unit HQ conducts transactions with maintenance support elements.</p> <ul style="list-style-type: none"> <li>a. Identifies vehicles and equipment that require maintenance support element support.</li> <li>b. Prepares required documentation for submission to maintenance support element.</li> <li>c. Delivers vehicles and equipment to maintenance support element.</li> </ul>		

TASK STEPS AND PERFORMANCE MEASURES	GO	NO-GO
d. Picks up equipment from maintenance support element upon notification repairs are completed. e. Notifies owning element to pick up vehicles and equipment. * 5. Unit leaders supervise predeployment operator maintenance activities. a. Monitor performance of PMCS and predeployment maintenance for compliance with Maintenance SOP, appropriate TM, and commander's guidance. b. Inspect vehicles, weapons, and equipment to ensure compliance with Maintenance SOP, appropriate TM and commander's guidance. c. Provide input for MCSR to motor officer, as required. d. Enforce safety procedures IAW TSOP and applicable publications. e. Enforce environmental stewardship protection program procedures. 6. Unit performs predeployment operator maintenance. a. Performs PMCS IAW appropriate TM(s). b. Notifies supervisor of maintenance problems beyond operator's capabilities. c. Checks vehicle load plan to ensure required tools and equipment are on hand. d. Employs safety procedures IAW TSOP and applicable publications. e. Employs environmental stewardship program protection procedures.		

TASK PERFORMANCE / EVALUATION SUMMARY BLOCK							
ITERATION	1	2	3	4	5	M	TOTAL
TOTAL TASK STEPS EVALUATED							
TOTAL TASK STEPS "GO"							
TRAINING STATUS "GO"/"NO-GO"							

"\*" indicates a leader task step.

**SUPPORTING INDIVIDUAL TASKS: NONE**

**SUPPORTING COLLECTIVE TASKS**

Task Number	Task Title	References
63-2-4801	Perform Deployment Alert Activities	ARTEP 10-337-30-MTP
63-2-4802	Perform Human Resources Predeployment Activities	ARTEP 10-337-30-MTP
63-2-4803	Perform Predeployment Training Activities	ARTEP 10-337-30-MTP
63-2-4804	Perform Predeployment Supply Activities	ARTEP 10-337-30-MTP

**OPFOR TASKS AND STANDARDS: NONE**

ARTEP 43-888-30-MTP

- ELEMENTS:** Company Headquarters  
 Battalion Maintenance Platoon Headquarters  
 Battalion Maintenance Section  
 Maintenance Control Section  
 Tech Supply Platoon Headquarters  
 Shipping / Receiving Section  
 Storage / Issue Section  
 RX / QSS Section  
 Direct Support Maintenance Platoon Headquarters  
 Automotive / Track Vehicle Repair Section  
 Service / Recovery Section  
 Ground Support Equipment Repair Section  
 Armament Repair Section  
 Communications / Electronics Repair Section  
 Cavalry System Support Team

**TASK:** Prepare Vehicles and Equipment for Deployment (63-2-4806)  
 (FM 100-17) (AR 220-10) (DOD DIR 4500.9)  
 (FM 21-305) (FM 3-100.4) (FM 4-30.3)  
 (FM 55-9) (TB 55-46-1) (TB 55-46-2)  
 (TM 55-2200-001-12)

**ITERATION:** 1 2 3 4 5 M (Circle)  
**COMMANDER/LEADER ASSESSMENT:** T P U (Circle)

**CONDITIONS:** The unit receives a movement directive to deploy to an overseas site. A railhead is available on the installation. All personnel are present and have been trained on requirements for preparing vehicles and equipment for deployment. Packing and Crating, Weighing and Loading, and Rail Loading Teams have been designated and trained. The Movement Directive, Movement Plan, Deployment SOP, and Deployment OPORD are available. The unit has analog and/or digital communications with higher HQ. The unit has a trained officer or NCO appointed as unit movement officer (UMO) and alternate UMO. The unit is deploying as part of a higher HQ deployment. Equipment preparation is performed under all day or night environmental conditions.

Some iterations of this task should be performed in MOPP4.

**TASK STANDARDS:** Vehicles and equipment to be deployed are prepared for deployment and loaded for movement to the APOE or SPOE IAW the Deployment SOP, Movement Plan, and commander's guidance.

TASK STEPS AND PERFORMANCE MEASURES	GO	NO-GO
* 1. Commander directs vehicle and equipment preparation activities. <ul style="list-style-type: none"> <li>a. Identifies vehicles, equipment, and supplies to be deployed based on movement directive, Movement Plan, Deployment OPORD, higher HQ commander's guidance, and METT-TC.</li> <li>b. Identifies personnel, equipment, and vehicles scheduled to move to the A/SPOE by road or rail by reviewing Movement Plan and higher HQ commander's guidance.</li> <li>c. Designates a unit MA.</li> <li>d. Designates storage areas for equipment not to be deployed.</li> </ul>		

TASK STEPS AND PERFORMANCE MEASURES	GO	NO-GO
<p>e. Coordinates with S4 for disposition of equipment not to be deployed or stored by the unit using analog and/or digital communications.</p> <p>f. Provides unit leaders with disposition instructions for equipment not being deployed.</p> <p>g. Coordinates with S4 for transportation support to the APOE or SPOE using analog and/or digital communications, if necessary.</p> <p>h. Inspects area to ensure all excess vehicles, equipment, and supplies have been turned in or placed in a designated holding area.</p> <p>i. Notifies higher HQ S2/S3 when vehicles and containers are loaded and ready to move using analog and/or digital communications.</p> <p>* 2. UMO supervises vehicle and equipment preparation activities.</p> <p>a. Updates AUDEL to reflect vehicles, equipment, and supplies to be deployed based on physical inventory and commander's guidance.</p> <p>b. Updates AUDEL to reflect actual weights based on results of weighing and any dimensions beyond those listed in current technical publications for equipment TOE LIN/INDEX NO.</p> <p>c. Inputs updated AUDEL into the ITO or field movement control element TC-ACCIS station.</p> <p>NOTE: When verified by the UMO, the updated AUDEL becomes the DEL produced by TC-ACCIS.</p> <p>d. Provides UMC and/or S4 Section with information on oversize and overweight vehicles, equipment, and cargo requiring special handling, as required.</p> <p>e. Coordinates with UMC for DEL, BBPCT material requirements lists, vehicle/rail loading plans and schedules, special hauling permit requests, military shipping labels, and convoy clearance requests produced by TC-ACCIS using analog and/or digital communications.</p> <p>f. Coordinates with S4 Section for RF tags for ITV of sensitive/classified cargo, IAW directives from higher HQ using analog and/or digital communications.</p> <p>g. Coordinates with S4 Section for packing materials, weighing scales, MHE, containers, inserts, pallets, and other equipment preparation and loading materials using analog and/or digital communications, as required.</p> <p>h. Coordinates with S4 for customs inspection per unit SOP using analog and/or digital communications.</p> <p>i. Provides unit leaders with deployment forms, shipping labels, and documents, as required.</p> <p>j. Coordinates container pick-up with higher HQ staff element.</p> <p>k. Provide special instructions to Packing and Crating Teams, if necessary.</p> <p>l. Provides container packing schedule to unit leaders.</p> <p>m. Identifies transportation support requirements by reviewing Movement Plan and current vehicle status reports.</p> <p>n. Coordinates with S4 Section for movement of vehicles and equipment to rail loading site.</p> <p>o. Provides rail loading plan to Rail Loading Team Chief.</p> <p>p. Provides Rail Loading Team proper tools to conduct rail loadout.</p> <p>q. Coordinates with UMC for port call message and verification of Movement Plan A/SPOE requirements and procedures.</p> <p>r. Conducts risk assessment considering factors such as time, duration, and cargo to ensure the mission is safely completed.</p> <p>s. Briefs commander on status of preparation of vehicles and equipment for deployment.</p> <p>* 3. Unit leaders supervise preparation of unit elements for deployment.</p>		



TASK STEPS AND PERFORMANCE MEASURES	GO	NO-GO
<ul style="list-style-type: none"> <li>a. Verify adequate space has been allowed for personnel items and secondary loads by reviewing loading plans.</li> <li>b. Revise loading plans, as required.</li> <li>c. Monitor packing and loading for compliance with Deployment SOP, Movement Plan, and UMO's instructions.</li> <li>d. Inspect area to ensure all equipment to be deployed has been packed and/or loaded.</li> <li>e. Inspect area to ensure all excess vehicles, equipment, and supplies have been turned in or placed in a designated holding area.</li> <li>f. Inspect internal loads to ensure loads are secure and in compliance with loading plans.</li> <li>g. Notify UMO of any load plan revisions using analog and/or digital communications.</li> </ul> <p>* 4. UMO maintains an up-to-date AUDEL.</p> <ul style="list-style-type: none"> <li>a. Conducts physical inventory of vehicles and equipment to be deployed to verify accuracy of AUDEL.</li> <li>b. Revises AUDEL, as required.</li> <li>c. Submits AUDEL changes to UMC, if necessary.</li> </ul> <p>5. Packing and Crating Teams prepare equipment for deployment.</p> <ul style="list-style-type: none"> <li>a. Pack containers IAW loading plans, DEL, and UMO's instructions.</li> <li>b. Pack hazardous materials IAW Deployment SOP, UMO's instructions, and applicable publications.</li> <li>c. Prepare container packing lists and shipping documents IAW UMO's instructions and applicable publications.</li> <li>d. Distribute container packing lists and shipping documents IAW UMO's instructions and applicable publications.</li> <li>e. Place military shipping labels and designated markings on containers IAW Movement Plan, Deployment SOP, and UMO's instructions.</li> <li>f. Assist container pick-up crew in loading operations, as required.</li> <li>g. Employ safety procedures IAW TSOP and applicable publications.</li> <li>h. Employ environmental stewardship protection program procedures.</li> </ul> <p>6. Unit prepares vehicles, equipment, and personal gear for deployment.</p> <ul style="list-style-type: none"> <li>a. Places equipment not being deployed in designated storage area IAW Movement Plan and commander's instructions.</li> <li>b. Turns in excess vehicles, equipment, and supplies to supply sergeant IAW Deployment SOP and/or commander's instructions.</li> <li>c. Packs personal gear IAW Movement Plan.</li> <li>d. Marks and/or tags vehicles, equipment, and personal gear IAW Deployment SOP, Movement Plan, and UMO's instructions.</li> <li>e. Attaches RF/AIT tags and applies military shipping labels on vehicles and equipment IAW Movement Plan and UMO's instructions.</li> <li>f. Moves equipment to be packed in containers, to the container packing area IAW UMO's instructions.</li> <li>g. Loads vehicles IAW Deployment SOP, Movement Plan, loading plans, and UMO's instructions.</li> <li>h. Moves vehicles to designated area for marshaling or rail loading site, as directed.</li> <li>i. Employs safety procedures IAW TSOP and applicable publications.</li> </ul> <p>7. Weighing and Marking Team weigh and marks vehicles for deployment.</p> <ul style="list-style-type: none"> <li>a. Sets up weighing and marking area in designated area IAW Deployment SOP.</li> <li>b. Guides vehicles onto scales as they arrive.</li> </ul>		

TASK STEPS AND PERFORMANCE MEASURES	GO	NO-GO
<ul style="list-style-type: none"> <li>c. Identifies vehicle gross weight.</li> <li>d. Identifies vehicle axle weights (air movement only).</li> <li>e. Computes vehicle center of balance based on axle weights (air movement only).</li> <li>f. Marks center of balance on vehicles IAW Deployment SOP, DOD Directive 4500.9, and UMO's instructions (air movement only).</li> <li>g. Reports gross weights for each deploying vehicle to UMO.</li> <li>h. Disestablishes weighing and marking area.</li> <li>i. Returns vehicle weighing scales IAW UMO or owning facility officials' instructions.</li> </ul> <p>* 8. Rail Loading Team OIC/NCOIC supervises rail loading activities.</p> <ul style="list-style-type: none"> <li>a. Conducts safety briefing for all unit personnel at the rail loading site IAW local procedures.</li> <li>b. Coordinates with UMO for rail loading plans.</li> <li>c. Coordinates with installation UMC to identify special rail loading requirements.</li> <li>d. Verifies the presence of all rail guards by conducting roll call, if required.</li> <li>e. Verifies the presence of manifested vehicles and equipment by conducting physical inventory.</li> <li>f. Inspects vehicles and equipment for military shipping labels, proper markings, and adequacy of BBPCT procedures.</li> <li>g. Provides a cargo manifest to conductor, if required.</li> <li>h. Notifies commander when rail loading is complete.</li> <li>i. Enforces safety procedures IAW TSOP and applicable publications.</li> <li>j. Enforces environmental stewardship protection program procedures.</li> </ul> <p>9. Rail Loading Team performs rail loading.</p> <ul style="list-style-type: none"> <li>a. Stages vehicles IAW rail loading plan.</li> <li>b. Loads vehicles and equipment on rail cars IAW rail loading plan and UMO's instructions.</li> <li>c. Secures vehicles and equipment IAW rail loading plan and UMO's instructions.</li> <li>d. Notifies Rail Loading Team Chief when rail loading is complete.</li> <li>e. Employs safety procedures IAW TSOP and applicable publications.</li> <li>f. Employs environmental stewardship protection program procedures.</li> </ul>		

TASK PERFORMANCE / EVALUATION SUMMARY BLOCK							
ITERATION	1	2	3	4	5	M	TOTAL
TOTAL TASK STEPS EVALUATED							
TOTAL TASK STEPS "GO"							
TRAINING STATUS "GO"/"NO-GO"							

"\*\*" indicates a leader task step.

**SUPPORTING INDIVIDUAL TASKS: NONE**

**SUPPORTING COLLECTIVE TASKS**

<b>Task Number</b>	<b>Task Title</b>	<b>References</b>
63-2-4803	Perform Predeployment Training Activities	ARTEP 10-337-30-MTP
63-2-4804	Perform Predeployment Supply Activities	ARTEP 10-337-30-MTP
63-2-4805	Perform Predeployment Maintenance Activities	ARTEP 10-337-30-MTP

**OPFOR TASKS AND STANDARDS: NONE**

- ELEMENTS:** Company Headquarters  
 Battalion Maintenance Platoon Headquarters  
 Battalion Maintenance Section  
 Maintenance Control Section  
 Tech Supply Platoon Headquarters  
 Shipping / Receiving Section  
 Storage / Issue Section  
 RX / QSS Section  
 Direct Support Maintenance Platoon Headquarters  
 Automotive / Track Vehicle Repair Section  
 Service / Recovery Section  
 Ground Support Equipment Repair Section  
 Armament Repair Section  
 Communications / Electronics Repair Section  
 Cavalry System Support Team

**TASK:** Prepare Unit for Nontactical Move (63-2-4807) (FM 4-30.3)  
 (FM 55-30) (DOD DIR 4500.9)  
 (FM 55-65) (FM 55-9)

**ITERATION:** 1 2 3 4 5 M (Circle)

**COMMANDER/LEADER ASSESSMENT:** T P U (Circle)

**CONDITIONS:** The unit receives a movement directive to move to the A/SPOE for deployment to an overseas site. Routes, scheduled halts, and logistics and administrative support are available IAW the Movement Plan. Higher HQ has an advanced party at the A/SPOE and the advance party has conducted a route reconnaissance. The convoy, serial, and march commanders have been designated as appropriate. Security for the move has been coordinated. The Movement Directive, Movement Plan, port call message, load plans, and strip maps are available. Vehicles are loaded and staged for movement in a designated area. The unit has a trained officer and/or NCO appointed as UMO and alternate UMO. The unit is deploying as part of a higher HQ deployment. The unit has analog and/or digital communications with higher HQ. Preparation for movement is performed under all day or night environmental conditions.

Some iterations of this task should be performed in MOPPA.

**TASK STANDARDS:** Unit is ready to cross SP NLT time prescribed in movement directive.

TASK STEPS AND PERFORMANCE MEASURES	GO	NO-GO
* 1. UMO supervises preparation for movement to A/SPOE. <ul style="list-style-type: none"> <li>a. Coordinates with higher HQ staff personnel to verify Movement Plan information for accuracy using analog and/or digital communications.</li> <li>b. Computes travel time and distance from proposed SP to RP.</li> <li>c. Compares travel time and start time to verify company will arrive at A/SPOE IAW port call message.</li> <li>d. Inspects vehicles and equipment for proper markings and military shipping labels IAW FM 55-9, DOD Directive 4500.9, Movement Plan, and current instructions.</li> <li>e. Notifies higher HQ staff element that unit is ready to move using analog and/or digital communications.</li> <li>f. Briefs commander on preparations for movement.</li> </ul> 2. Unit prepares vehicles and equipment for movement to A/SPOE.		

TASK STEPS AND PERFORMANCE MEASURES	GO	NO-GO
<p>a. Performs before-operations PMCS on all vehicles and equipment.</p> <p>b. Corrects maintenance discrepancies within the operator's capabilities IAW applicable TM.</p> <p>c. Reports all maintenance deficiencies beyond operator's capability to immediate supervisor.</p> <p>d. Corrects loading deficiencies IAW loading plan, if necessary.</p> <p>e. Recomputes vehicle center of balance, if necessary (APOE only).</p> <p>f. Re-marks center of balance on vehicle, if necessary (APOE only).</p> <p>g. Marks vehicles for movement to A/SPOE IAW DOD Directive 4500.9, FM 55-30, Movement Order, and UMO's instructions.</p> <p>h. Places military shipping labels on vehicles and equipment IAW Movement Plan and UMO's instructions.</p> <p>i. Employs safety procedures IAW TSOP and applicable publications.</p> <p>* 3. Convoy, Serial, and March commanders and leaders organize convoy for movement to A/SPOE.</p> <p>a. Assign vehicle positions with the heavier, slower vehicles placed first.</p> <p>b. Assign recovery vehicle(s) positions, where they can move to disabled vehicles without disrupting convoy movement.</p> <p>NOTE: Unit will assign MTS equipped vehicles as control vehicles, if available.</p> <p>c. Assign sufficient number of recovery vehicles and mechanics to trail party element.</p> <p>d. Provide trail maintenance party with minimum quantities of packaged POL supplies and Class IX ASL/PLL parts to support the convoy IAW FM 55-65.</p> <p>e. Provide vehicle position listing with location of all vehicles to the trail party leader.</p> <p>f. Open radio net(s) as specified in the Movement Plan.</p> <p>* 4. Convoy, Serial, and March commanders and leaders conduct premovement inspections.</p> <p>a. Inspect personnel and their equipment for compliance with Movement Directive, Movement Plan, and commander's instructions.</p> <p>b. Inspect organizational equipment for accountability and serviceability.</p> <p>c. Inspect vehicles, trailers, and loads for serviceability, proper stowing, and security.</p> <p>d. Forward personnel and equipment status to unit HQ and S2/S3 Section using analog and/or digital communications.</p> <p>* 5. Convoy commander conducts briefings for convoy personnel.</p> <p>a. Provides strip maps to each vehicle driver.</p> <p>b. Briefs convoy chain of command.</p> <p>c. Briefs convoy route.</p> <p>d. Prescribes the rate of march and catch-up speeds.</p> <p>e. Briefs vehicle intervals.</p> <p>f. Identifies scheduled halts.</p> <p>g. Briefs safety, accident, and breakdown procedures.</p> <p>h. Identifies location of maintenance support.</p> <p>i. Provides location and identification of destination.</p> <p>j. Briefs arm/hand signals and SOI, including radio frequencies and call signs.</p> <p>6. Unit prepares to cross SP.</p> <p>a. Stages vehicles for convoy IAW convoy commander's instructions.</p> <p>b. Notifies convoy commander that vehicles are ready to cross SP for convoy to A/SPOE using analog and/or digital communications.</p>		

TASK PERFORMANCE / EVALUATION SUMMARY BLOCK							
ITERATION	1	2	3	4	5	M	TOTAL
TOTAL TASK STEPS EVALUATED							
TOTAL TASK STEPS "GO"							
TRAINING STATUS "GO"/"NO-GO"							

"\*" indicates a leader task step.

**SUPPORTING INDIVIDUAL TASKS: NONE**

**SUPPORTING COLLECTIVE TASKS**

Task Number	Task Title	References
63-2-4806	Prepare Vehicles and Equipment for Deployment	ARTEP 10-337-30-MTP
63-2-4808	Conduct Nontactical Road March	ARTEP 10-337-30-MTP

**OPFOR TASKS AND STANDARDS: NONE**

ARTEP 43-888-30-MTP

- ELEMENTS:** Company Headquarters  
 Battalion Maintenance Platoon Headquarters  
 Battalion Maintenance Section  
 Maintenance Control Section  
 Tech Supply Platoon Headquarters  
 Shipping / Receiving Section  
 Storage / Issue Section  
 RX / QSS Section  
 Direct Support Maintenance Platoon Headquarters  
 Automotive / Track Vehicle Repair Section  
 Service / Recovery Section  
 Ground Support Equipment Repair Section  
 Armament Repair Section  
 Communications / Electronics Repair Section  
 Cavalry System Support Team

**TASK:** Conduct Nontactical Road March (63-2-4808)  
 (FM 55-30) (FM 4-30.3)

**ITERATION:** 1 2 3 4 5 M (Circle)  
**COMMANDER/LEADER ASSESSMENT:** T P U (Circle)

**CONDITIONS:** Time specified to cross SP for convoy to A/SPOE has arrived. All equipment to be moved by convoy is loaded and vehicles are positioned for departure. The route of march is identified and has been traveled by a reconnaissance party. The convoy, serial, and march commanders have been designated, as applicable. All weight, height, and width restrictions along route of march have been verified. Coordination for rest stops, convoy support facilities, and personnel and maintenance support has been accomplished. A security element has been assigned. RP is within the A/SPOE MA. Convoy operations may be performed during the day or night. Radio and visual signals are used for march column control, as appropriate. The movement plan and deployment OPORD are available. Map and overlays with checkpoints, SP, RP, and critical points are available. Column may conduct halts during movement. Some iterations of this task should be performed in MOPP4.

Some iterations of this task should be performed in MOPP4.

**TASK STANDARDS:** SP, checkpoints, and RP are crossed at times specified in the movement plan or times adjusted on the road movement table by the convoy commander.

TASK STEPS AND PERFORMANCE MEASURES	GO	NO-GO
<ul style="list-style-type: none"> <li>* 1. Convoy commander initiates convoy.                             <ul style="list-style-type: none"> <li>a. Directs lead vehicle to cross SP at specified time.</li> <li>b. Verifies vehicles have crossed the SP.</li> <li>c. Forwards SP crossing report to S2/S3 section when unit elements have crossed the SP using analog and/or digital communications.</li> </ul> </li> <li>* 2. Convoy commander reports convoy information to higher HQ staff element.                             <ul style="list-style-type: none"> <li>a. Forwards checkpoint(s) clearance report as checkpoints are crossed using analog and/or digital communications.</li> <li>b. Employs current SOI/SSI codes in all transmissions.</li> </ul> </li> <li>* 3. Convoy commander enforces march discipline.                             <ul style="list-style-type: none"> <li>a. Places directional guides at all critical intersections along route, if necessary.</li> </ul> </li> </ul>		

TASK STEPS AND PERFORMANCE MEASURES	GO	NO-GO
<ul style="list-style-type: none"> <li>b. Assumes position(s) along march route that provides command presence at critical turns or other points of decision.</li> <li>c. Enforces all movement policies defined in the movement plan, with emphasis on formation, distances, speeds, passing procedures, and halts.</li> <li>d. Adjusts formation distances and speed consistent with roads and speed limits.</li> <li>e. Enforces security measures to protect equipment and cargo during halts.</li> <li>f. Communicates to unit leaders and operators any violations of march discipline or changes to current orders, using analog and/or digital communications or proper visual signals.</li> </ul> <p>4. Unit employs march discipline.</p> <ul style="list-style-type: none"> <li>a. Maintains designated march speed specified in movement plan or as prescribed by the convoy commander.</li> <li>b. Maintains proper vehicle interval as specified in movement plan or as adjusted by the convoy, serial, or march commander.</li> <li>c. Obeys vehicle driving regulations and safe driving procedures based on conditions.</li> <li>d. Crosses all checkpoints as scheduled.</li> <li>e. Reacts correctly to convoy, serial, or march commander's arm/hand signals.</li> </ul> <p>5. Unit conducts scheduled halt(s).</p> <ul style="list-style-type: none"> <li>a. Stops column at prescribed time and location.</li> <li>b. Reports scheduled halt to higher HQ staff element, if appropriate, using analog or digital communications.</li> <li>c. Performs during-operation PMCS on vehicles (operators).</li> <li>d. Inspects vehicle loads for safety and security.</li> <li>e. Begins departure at specified time in the movement plan or convoy commander's instructions.</li> <li>f. Reports resumption of march to higher HQ staff element using analog and/or digital communications, if appropriate.</li> </ul> <p>6. Unit conducts unscheduled halt(s).</p> <ul style="list-style-type: none"> <li>a. Alerts march column with prescribed arm/hand signal.</li> <li>b. Reports halt and circumstances to S2/S3 section using analog and/or digital communications, if appropriate.</li> <li>c. Resumes march as soon as reason for halt is rectified.</li> <li>d. Reports resumption of march to higher HQ staff element using analog and/or digital communications, if appropriate.</li> </ul> <p>7. Trail party recovers disabled vehicle.</p> <ul style="list-style-type: none"> <li>a. Inspects disabled vehicle for repairability.</li> <li>b. Repairs disabled vehicle, when possible.</li> <li>c. Reports vehicle status to convoy commander using analog and/or digital communications.</li> <li>d. Tows disabled vehicle to applicable maintenance facility or destination based on convoy commander's instructions.</li> </ul> <p>* 8. Convoy commander monitors unit crossing RP.</p> <ul style="list-style-type: none"> <li>a. Verifies that lead vehicle has crossed RP at specified time.</li> <li>b. Verifies the vehicles that have crossed RP.</li> <li>c. Forwards SITREP to higher HQ staff element using analog and/or digital communications.</li> </ul>		



TASK PERFORMANCE / EVALUATION SUMMARY BLOCK							
ITERATION	1	2	3	4	5	M	TOTAL
TOTAL TASK STEPS EVALUATED							
TOTAL TASK STEPS "GO"							
TRAINING STATUS "GO"/"NO-GO"							

"\*" indicates a leader task step.

**SUPPORTING INDIVIDUAL TASKS: NONE**

**SUPPORTING COLLECTIVE TASKS**

<b>Task Number</b>	<b>Task Title</b>	<b>References</b>
09-3-4804	Perform Predeployment Supply Activities	ARTEP-9-438-30-MTP
09-3-4805	Perform Predeployment Maintenance Activities	ARTEP-9-438-30-MTP
09-3-4806	Prepare Vehicles and Equipment for Deployment	ARTEP-9-438-30-MTP
09-3-4807	Prepare Unit for Nontactical Move	ARTEP-9-438-30-MTP
63-2-4804	Perform Predeployment Supply Activities	ARTEP 10-337-30-MTP
63-2-4805.09-1057	Perform Predeployment Maintenance Activities	
63-2-4806	Prepare Vehicles and Equipment for Deployment	ARTEP 10-337-30-MTP
63-2-4807	Prepare Unit for Nontactical Move	ARTEP 43-167-30-MTP
63-2-5804	Perform Predeployment Supply Activities	ARTEP 10-591FA00-30-MTP
63-2-5805	Perform Predeployment Maintenance Activities	ARTEP 10-591FA00-30-MTP

**OPFOR TASKS AND STANDARDS: NONE**

- ELEMENTS:** Company Headquarters  
 Battalion Maintenance Platoon Headquarters  
 Battalion Maintenance Section  
 Maintenance Control Section  
 Tech Supply Platoon Headquarters  
 Shipping / Receiving Section  
 Storage / Issue Section  
 RX / QSS Section  
 Direct Support Maintenance Platoon Headquarters  
 Automotive / Track Vehicle Repair Section  
 Service / Recovery Section  
 Ground Support Equipment Repair Section  
 Armament Repair Section  
 Communications / Electronics Repair Section  
 Cavalry System Support Team

**TASK:** Perform Sea Port of Embarkation Activities for Deployment (63-2-4809)  
 (FM 100-17) (DOD DIR 4500.9) (FM 3-100.4)  
 (FM 55-65) (TM 55-2200-001-12)

**ITERATION:** 1 2 3 4 5 M (Circle)

**COMMANDER/LEADER ASSESSMENT:** T P U (Circle)

**CONDITIONS:** The unit's vehicles are in the SPOE MA. The commander has designated a unit liaison team, unit SPOE team (driver party) and SPOE team OIC. The commander or SPOE team OIC has notified higher HQ, the supporting installation, and port commander representatives of the unit's arrival. PSA officials have requested unit vehicle operator's assistance in off-loading unit vehicles deployed to the SPOE by rail. The railhead is located in the SPOE AO, and the unit's equipment has arrived. Transportation, maintenance, and logistics support are available. The movement plan, deployment SOP, marshalling area plan, and deployment OPORD are available. The unit has a trained officer and NCO appointed as UMO and alternate UMO. The unit is deploying as part of a higher HQ deployment. SPOE activities are performed under all day or night environmental conditions. Some iterations of this task should be performed in MOPP4.

Some iterations of this task should be performed in MOPP4.

**TASK STANDARDS:** SPOE activities are performed IAW Movement Plan and higher HQ staff and PSA officials' instructions.

TASK STEPS AND PERFORMANCE MEASURES	GO	NO-GO
* 1. Commander or SPOE team OIC directs SPOE activities. <ul style="list-style-type: none"> <li>a. Directs team to perform after-operation PMCS checks of vehicles, upon arrival in the SPOE MA.</li> <li>b. Identifies transportation requirements for return to unit area.</li> <li>c. Coordinates with supporting installation officials for transportation, maintenance, and logistics support, as required.</li> <li>d. Coordinates with PSA officials to verify SPOE movement schedules, procedures, and requirements.</li> <li>e. Briefs team leaders on SPOE movement schedules, procedures, and requirements.</li> <li>f. Briefs UMO on POC for maintenance support.</li> <li>g. Directs team to off-load and inspect equipment arriving by rail.</li> </ul>		

TASK STEPS AND PERFORMANCE MEASURES	GO	NO-GO
<ul style="list-style-type: none"> <li>h. Coordinates with PSA to identify number of supercargoes authorized and POC for supercargoes.</li> <li>i. Coordinates with supercargoes to ensure they are prepared for sea movement, to include proper orders and equipment.</li> <li>j. Briefs supercargoes on boarding schedule, responsibilities, and POC during sea movement.</li> <li>k. Conducts acceptance inspection of vehicles, equipment, and cargo with PSA officials.</li> <li>l. Directs team to correct deficiencies noted during PSA acceptance inspection.</li> <li>m. Transfers custody of vehicles, equipment, and cargo to SPOE officials.</li> <li>n. Briefs the higher HQ commander or designated representative on status of SPOE activities.</li> </ul> <p>2. Supercargoes representative performs SPOE activities.</p> <ul style="list-style-type: none"> <li>a. Reports to port commander's representative IAW UMO's instructions.</li> <li>b. Performs SPOE activities IAW port commander's instructions.</li> <li>c. Coordinates with vessel POC for instructions on responsibilities and accommodations.</li> <li>d. Loads baggage IAW instructions from vessel POC.</li> <li>e. Boards ship IAW instructions from vessel POC.</li> <li>f. Employs safety procedures.</li> </ul> <p>* 3. UMO coordinates SPOE activities.</p> <ul style="list-style-type: none"> <li>a. Coordinates with PSA officials to verify loading sequence of vehicles and equipment (ship stow plan).</li> <li>b. Monitors PSA acceptance inspection of vehicles and cargo to determine deficiencies.</li> <li>c. Coordinates with maintenance support POC for disposition of excess fuel, POL products, and maintenance support, as necessary.</li> <li>d. Inspects military shipping labels and markings on vehicles and equipment for compliance with deployment SOP and PSA officials' instructions.</li> <li>e. Coordinates with PSA officials to correct deficiencies in military shipping labels and markings on vehicles and equipment.</li> <li>f. Briefs commander and/or SPOE team OIC on status of SPOE activities.</li> </ul> <p>* 4. UMO coordinates rail off-loading.</p> <ul style="list-style-type: none"> <li>a. Coordinates with PSA officials and intermediate command UMO for rail off-loading schedule and requirements.</li> <li>b. Designates personnel to assist in rail off-loading activities.</li> <li>c. Briefs personnel designated to perform rail off-loading activities on schedule and requirements.</li> <li>d. Supervises rail off-loading activities.</li> <li>e. Assumes custody of equipment deployed by rail by signing appropriate shipping documents.</li> <li>f. Notifies SPOE team leaders equipment deployed by rail has arrived in the MA.</li> <li>g. Briefs commander/SPOE team OIC on status of rail off-loading activities.</li> </ul> <p>5. SPOE team performs rail off-loading operations.</p> <ul style="list-style-type: none"> <li>a. Reports to the railhead IAW UMO's instructions.</li> <li>b. Off-loads equipment from railcars IAW PSA officials' instructions.</li> <li>c. Moves equipment to SPOE MA IAW PSA officials' instructions.</li> <li>d. Employs safety procedures.</li> <li>e. Employs environmental stewardship protection program procedures.</li> </ul>		

TASK STEPS AND PERFORMANCE MEASURES	GO	NO-GO
<p>6. SPOE team performs SPOE MA maintenance.</p> <ul style="list-style-type: none"> <li>a. Performs after operation PMCS IAW deployment SOP and appropriate TM.</li> <li>b. Notifies supervisor of maintenance problems beyond operator's capability.</li> <li>c. Checks vehicles, cargo, and personal gear for completeness, damage, proper markings, and compliance with loading plans.</li> <li>d. Conducts final preparation of vehicles and equipment IAW deployment SOP.</li> <li>e. Adjusts vehicle fuel levels IAW movement plan and PSA officials' instructions.</li> <li>f. Turns in excess fuel and POL products IAW UMO's instructions.</li> <li>g. Verifies placement of placards, labels, and certification documents on hazardous material IAW deployment SOP, movement plan, and PSA officials' instructions.</li> <li>h. Corrects deficiencies on vehicles, cargo, and personal gear IAW company leader's instructions.</li> <li>i. Moves to SPOE SA, as directed.</li> <li>j. Employs safety procedures.</li> <li>k. Employs environmental stewardship protection program procedures.</li> </ul> <p>* 7. SPOE team leaders supervise final preparation of vehicles, equipment, cargo, and personal gear for deployment.</p> <ul style="list-style-type: none"> <li>a. Inspect military shipping labels and markings on vehicles, cargo and equipment for compliance with deployment SOP, port call message and UMO instructions.</li> <li>b. Inspect vehicles and cargo to ensure deficiencies noted during acceptance inspection have been corrected.</li> <li>c. Coordinate maintenance assistance with commander and/or SPOE team OIC.</li> <li>d. Enforce safety procedures.</li> <li>e. Enforce environmental stewardship protection program procedures.</li> </ul> <p>8. SPOE team performs final preparation of vehicles, equipment, cargo, and personal gear for deployment.</p> <ul style="list-style-type: none"> <li>a. Moves vehicles and equipment to SPOE SA, as directed.</li> <li>b. Stages vehicles for loading IAW UMO's and PSA officials' instructions.</li> <li>c. Corrects deficiencies in military shipping labels and markings on vehicles and equipment IAW UMO's instructions.</li> <li>d. Drives vehicles to call forward area, as directed by PSA officials.</li> <li>e. Employs safety procedures.</li> <li>f. Employs environmental stewardship protection program procedures.</li> </ul> <p>* 9. UMO updates transportation documentation.</p> <ul style="list-style-type: none"> <li>a. Verifies DEL by conducting physical inspection of equipment.</li> <li>b. Updates DEL, as required.</li> <li>c. Verifies the presence of supercargoes by conducting roll call.</li> <li>d. Updates supercargo manifest, as required.</li> </ul> <p>10. SPOE Team returns to unit area.</p> <ul style="list-style-type: none"> <li>a. Assembles personnel for return to unit area IAW SPOE team OIC's instructions.</li> <li>b. Reports to transportation loading area IAW SPOE team OIC's instructions.</li> <li>c. Loads baggage on vehicles IAW SPOE team OIC's instructions.</li> <li>d. Boards transportation to return to unit IAW SPOE team OIC's instructions.</li> </ul>		

TASK PERFORMANCE / EVALUATION SUMMARY BLOCK							
ITERATION	1	2	3	4	5	M	TOTAL
TOTAL TASK STEPS EVALUATED							
TOTAL TASK STEPS "GO"							
TRAINING STATUS "GO"/"NO-GO"							

"\*" indicates a leader task step.

**SUPPORTING INDIVIDUAL TASKS: NONE**

**SUPPORTING COLLECTIVE TASKS**

Task Number	Task Title	References
63-2-4801	Perform Deployment Alert Activities	ARTEP 10-337-30-MTP ARTEP 10-414-30-MTP
63-2-4805	Perform Predeployment Maintenance Activities	ARTEP 10-337-30-MTP
63-2-4807	Prepare Unit for Nontactical Move	ARTEP 10-337-30-MTP
63-2-4808	Conduct Nontactical Road March	ARTEP 10-337-30-MTP

**OPFOR TASKS AND STANDARDS: NONE**

- ELEMENTS:** Company Headquarters  
 Battalion Maintenance Platoon Headquarters  
 Battalion Maintenance Section  
 Maintenance Control Section  
 Tech Supply Platoon Headquarters  
 Shipping / Receiving Section  
 Storage / Issue Section  
 RX / QSS Section  
 Direct Support Maintenance Platoon Headquarters  
 Automotive / Track Vehicle Repair Section  
 Service / Recovery Section  
 Ground Support Equipment Repair Section  
 Armament Repair Section  
 Communications / Electronics Repair Section  
 Cavalry System Support Team

**TASK:** Perform Aerial Port of Embarkation Activities for Deployment (63-2-4810)  
 (FM 55-9) (DOD DIR 4500.9) (FM 100-17)  
 (FM 3-100.4) (FM 55-10) (TM 38-250)  
 (TM 55-2200-001-12)

**ITERATION:** 1 2 3 4 5 M (Circle)

**COMMANDER/LEADER ASSESSMENT:** T P U (Circle)

**CONDITIONS:** The unit arrives at the APOE MA for aerial deployment. Equipment and vehicles not deploying by air have been moved to the SPOE. Equipment TAT by air is present. The ITO or MCA/MCT has a support element at the APOE to assist in APOE activities. Transportation support is available. The deployment SOP, movement plan, port call message, and higher HQ deployment OPORD are available. The unit has a trained officer and/or NCO appointed as UMO and alternate UMO. The unit has analog and digital communications. The unit is deploying as part of a higher HQ deployment. APOE activities are performed under all day or night environmental conditions unless terminated by the DACG.

Some iterations of this task should be performed in MOPP4.

**TASK STANDARDS:** APOE activities are performed IAW deployment SOP and movement plan and DACG officials and commander's instructions.

TASK STEPS AND PERFORMANCE MEASURES	GO	NO-GO
* 1. Commander directs APOE activities. <ul style="list-style-type: none"> <li>a. Notifies UMC and DACG officials that the unit has arrived at the APOE using analog and/or digital communications.</li> <li>b. Coordinates with UMC, DACG, and/or supporting installation officials to verify APOE movement schedules, procedures, and requirements using analog and/or digital communications.</li> <li>c. Provides manifest of unit personnel, equipment to accompany troops, and Shipper's Declaration of Dangerous Goods to higher HQ for review by DACG or port MCT.</li> <li>d. Briefs unit on APOE duties and responsibilities based on UMC, DACG, and/or supporting installation officials' instructions.</li> <li>e. Directs unit to conduct final preparation of deploying vehicles and equipment IAW deployment SOP and DOD Directive 4500.9.</li> <li>f. Conducts acceptance inspection of vehicles and equipment with DACG officials at the alert holding area.</li> </ul>		

TASK STEPS AND PERFORMANCE MEASURES	GO	NO-GO
<ul style="list-style-type: none"> <li>g. Directs unit to correct deficiencies noted during acceptance inspection.</li> <li>h. Transfers custody of equipment and cargo to DACG officials IAW deployment SOP.</li> <li>i. Briefs the higher HQ commander on status of APOE activities.</li> </ul> <p>* 2. UMO supervises APOE activities.</p> <ul style="list-style-type: none"> <li>a. Coordinates with DACG and/or supporting installation officials for transportation, maintenance, logistics, and other support using analog and/or digital communications, as required.</li> <li>b. Coordinates with DACG officials to verify APOE movement schedules, procedures, and requirements using analog and/or digital communications.</li> <li>c. Coordinates with S4 representative to ensure adequate shoring, dunnage, and floor protection are on hand and readily available for loading using analog and/or digital communications.</li> <li>d. Verifies unit vehicles, equipment, cargo, and secondary loads are properly marked and prepared for airlift IAW TALCE/DACG instructions.</li> <li>e. Coordinates with DACG to verify loading sequence of vehicles and equipment using analog and/or digital communications.</li> <li>f. Verifies that deficiencies noted during DACG acceptance inspection have been corrected.</li> <li>g. Verifies the presence of all manifested personnel by conducting roll call.</li> <li>h. Provides verified personnel and cargo manifest to DACG at the alert holding area.</li> <li>i. Provides load teams to load and tie down unit equipment under supervision of the DACG or loadmaster.</li> </ul> <p>* 3. Unit leaders supervise final preparation of vehicles, equipment, cargo, and personal gear for deployment.</p> <ul style="list-style-type: none"> <li>a. Inspect vehicles, equipment, cargo, and personal gear for completeness, damage, and compliance with loading plans IAW MA plan.</li> <li>b. Inspect vehicles, equipment, cargo, and personal gear for proper marking and documentation IAW MA plan.</li> <li>c. Inspect vehicles and cargo to ensure deficiencies noted during acceptance inspection have been corrected.</li> <li>d. Coordinate with the UMO for maintenance assistance, as required.</li> <li>e. Enforce safety procedures IAW TSOP and applicable publications.</li> <li>f. Enforce environmental stewardship protection program procedures.</li> </ul> <p>4. Unit performs APOE MA activities.</p> <ul style="list-style-type: none"> <li>a. Performs after operations PMCS IAW deployment SOP and appropriate TMs.</li> <li>b. Notifies supervisor of maintenance problems beyond operator's capability to repair.</li> <li>c. Conducts final preparation of vehicles and equipment IAW DOD Directive 4500.9 and UMO's instructions.</li> <li>d. Adjusts vehicle fuel levels IAW TM 38-250 and UMO's instructions.</li> <li>e. Turns in excess fuel IAW UMO/NCO's instructions.</li> <li>f. Corrects deficiencies on vehicles, cargo, and personal gear IAW unit leaders' instructions.</li> <li>g. Corrects deficiencies on placement of placards, labels, and certification documents on hazardous material IAW deployment SOP, movement plan, TM 38-250, and UMO's instructions.</li> <li>h. Moves to APOE alert holding area, as directed.</li> <li>i. Employs safety procedures IAW TSOP and applicable publications.</li> <li>j. Employs environmental stewardship protection program procedures.</li> </ul>		

TASK STEPS AND PERFORMANCE MEASURES	GO	NO-GO
5. Unit performs APOE alert holding area activities. <ul style="list-style-type: none"> <li>a. Corrects deficiencies in shipping documents, markings, custom labels, and decontamination tags on vehicles and equipment IAW deployment SOP and UMO's instructions.</li> <li>b. Drives vehicles to call forward area, as directed.</li> </ul> 6. Unit performs APOE passenger activities. <ul style="list-style-type: none"> <li>a. Reports to designated location for DACG safety and anti-terrorism briefing IAW UMO's instructions.</li> <li>b. Provides baggage detail, as directed, to load unit baggage on aircraft.</li> <li>c. Completes security screen IAW DACG officials' instructions.</li> <li>d. Boards aircraft IAW loadmaster's instructions.</li> </ul>		

TASK PERFORMANCE / EVALUATION SUMMARY BLOCK							
ITERATION	1	2	3	4	5	M	TOTAL
TOTAL TASK STEPS EVALUATED							
TOTAL TASK STEPS "GO"							
TRAINING STATUS "GO"/"NO-GO"							

"\*" indicates a leader task step.

**SUPPORTING INDIVIDUAL TASKS: NONE**

**SUPPORTING COLLECTIVE TASKS: NONE**

**OPFOR TASKS AND STANDARDS: NONE**



ARTEP 43-888-30-MTP

- ELEMENTS:** Company Headquarters  
 Battalion Maintenance Platoon Headquarters  
 Battalion Maintenance Section  
 Maintenance Control Section  
 Tech Supply Platoon Headquarters  
 Shipping / Receiving Section  
 Storage / Issue Section  
 RX / QSS Section  
 Direct Support Maintenance Platoon Headquarters  
 Automotive / Track Vehicle Repair Section  
 Service / Recovery Section  
 Ground Support Equipment Repair Section  
 Armament Repair Section  
 Communications / Electronics Repair Section  
 Cavalry System Support Team

**TASK:** Perform Aerial Port of Debarkation Activities for Deployment (63-2-4811)  
 (FM 100-17) (FM 3-100.4) (FM 55-10)  
 (FM 55-65) (FM 55-9) (TM 38-250)

**ITERATION:** 1 2 3 4 5 M (Circle)

**COMMANDER/LEADER ASSESSMENT:** T P U (Circle)

**CONDITIONS:** Aircraft carrying main body lands at the APOD. The battalion has advance party personnel at the APOD to assist the unit in APOD activities. Representatives from the battalion advance party and AACG meet the aircraft. AACG officials have requested that unit personnel assist in offloading vehicles and equipment. The AACG has designated a holding area and an MA for the unit to complete APOD activities. Transportation is available to move the unit to the MA, SPOD, and theater staging base. The commander has designated an OIC/NCOIC and equipment reception team (ERT) to travel to the SPOD and receive unit vehicles and equipment deployed by ship. The deployment SOP is available. The unit has analog and/or digital communications with higher HQ. APOD activities are performed under all day or night environmental conditions.

NOTE: The ERT is an ad hoc group of personnel designated by the unit commander to receive the unit's equipment once it arrives at the port.

NOTE: All references to the ERT and SPOD do not apply to the IBCT. Some iterations of this task should be performed in MOPP4.

Some iterations of this task should be performed in MOPP4.

**TASK STANDARDS:** APOD activities are performed IAW deployment SOP, AACG officials, and commander's instructions.

TASK STEPS AND PERFORMANCE MEASURES	GO	NO-GO
* 1. Commander coordinates arrival of personnel. <ul style="list-style-type: none"> <li>a. Coordinates with battalion advance party and PMCT officials upon arrival for location of holding and MAs, maintenance support, movement, security, and other special APOD requirements.</li> <li>b. Assembles unit in holding area.</li> <li>c. Directs unit leaders to establish security, as required.</li> <li>d. Coordinates with higher HQ representative or PMCT for transportation support to APOD MA, SPOD holding area, and TSB using analog and/or digital communications.</li> </ul>		

TASK STEPS AND PERFORMANCE MEASURES	GO	NO-GO
<p>e. Coordinates with S2/S3 representative for tactical intelligence, security requirements, and movement schedule using analog and/or digital communications.</p> <p>f. Briefs unit leaders on tactical situation, security requirements, movement schedule, and special APOD requirements.</p> <p>g. Directs unit leaders to establish security IAW S2/S3's instructions.</p> <p>h. Directs unit leaders to prepare unit for movement TSB.</p> <p>* 2. UMO supervises unit movement activities at APOD.</p> <p>a. Coordinates with AACG for off-loading and movement schedules using analog and/or digital communications.</p> <p>b. Briefs unit leaders on off-loading and movement schedules.</p> <p>c. Provides AACG, supporting installation officials, and S2/S3 representative a copy of DEL.</p> <p>d. Coordinates with S4 representatives for fuel and supplies for road movements.</p> <p>e. Coordinates with S2/S3 representatives for convoy routes, maps, and timetable for road movements to SPOD and TSB.</p> <p>f. Briefs commander on APOD activities.</p> <p>* 3. Unit leaders supervise unit activities at APOD.</p> <p>a. Inspect personnel, weapons, sensitive items, and MOPP gear for accountability as they exit aircraft.</p> <p>b. Brief personnel on location of holding and MA, movement requirements, and special APOD requirements.</p> <p>c. Establish security IAW commander's instructions.</p> <p>d. Designate personnel to assist in off-loading aircraft, as required.</p> <p>e. Inspect personnel and personal gear at the holding area and MA to ensure all personnel have arrived with required personal gear and baggage.</p> <p>f. Brief commander on unit activities at APOD.</p> <p>g. Enforce safety procedures IAW TSOP and applicable publications.</p> <p>h. Enforce environmental stewardship protection program procedures.</p> <p>4. Unit HQ prepares soldiers for movement to TSB.</p> <p>NOTE: This task step does not apply to the Interim Brigade.</p> <p>a. Issues individual supplies as needed, such as ammunition, food, water, health, and comfort items.</p> <p>b. Coordinates with the AACG for life support for unit personnel in the transit holding area, as needed.</p> <p>c. Maintains daily personnel accountability.</p> <p>5. Main body performs unit activities at the APOD.</p> <p>a. Disembarks aircraft IAW loadmaster's instructions.</p> <p>b. Assembles in APOD holding area, as directed.</p> <p>c. Performs off-loading activities IAW AACG officials and loadmaster's instructions.</p> <p>d. Performs security functions, as directed.</p> <p>e. Moves to APOD MA IAW commander's instructions.</p> <p>f. Performs security functions, as directed.</p> <p>g. Inspects vehicles and equipment to ensure all equipment is off-loaded and serviceable.</p> <p>h. Notifies unit leaders of vehicle and/or equipment deficiencies that cannot be corrected.</p> <p>i. Reconfigures vehicles and cargo for road movement, if necessary.</p> <p>j. Loads baggage on transportation for movement to SPOD holding area (ERT) or TSB (main body), as directed.</p>		

TASK STEPS AND PERFORMANCE MEASURES	GO	NO-GO
k. Boards transportation for movement to SPOD holding area or TSB, as directed. l. Fuels vehicles for convoy to TSB, if appropriate. m. Employs safety procedures IAW TSOP and applicable publications. n. Employs environmental stewardship protection program procedures.		

TASK PERFORMANCE / EVALUATION SUMMARY BLOCK							
ITERATION	1	2	3	4	5	M	TOTAL
TOTAL TASK STEPS EVALUATED							
TOTAL TASK STEPS "GO"							
TRAINING STATUS "GO"/"NO-GO"							

"\*\*" indicates a leader task step.

**SUPPORTING INDIVIDUAL TASKS: NONE**

**SUPPORTING COLLECTIVE TASKS: NONE**

**OPFOR TASKS AND STANDARDS: NONE**

- ELEMENTS:** Company Headquarters  
 Battalion Maintenance Platoon Headquarters  
 Battalion Maintenance Section  
 Maintenance Control Section  
 Tech Supply Platoon Headquarters  
 Shipping / Receiving Section  
 Storage / Issue Section  
 RX / QSS Section  
 Direct Support Maintenance Platoon Headquarters  
 Automotive / Track Vehicle Repair Section  
 Service / Recovery Section  
 Ground Support Equipment Repair Section  
 Armament Repair Section  
 Communications / Electronics Repair Section  
 Cavalry System Support Team

**TASK:** Perform Sea Port of Debarkation Activities for Deployment (63-2-4812)  
 (FM 55-65) (FM 100-17) (FM 3-100.4)  
 (FM 3-4) (FM 55-10) (TM 55-2200-001-12)

**ITERATION:** 1 2 3 4 5 M (Circle)  
**COMMANDER/LEADER ASSESSMENT:** T P U (Circle)

**CONDITIONS:** Unit equipment and supercargoes have arrived at the SPOD. The commander has designated an OIC/NCOIC to accompany the equipment reception team (ERT) to the SPOD holding area. The ERT has been trained and briefed on duties and responsibilities. The battalion HQ has deployed and the battalion commander and or representatives from the staff are located in the SPOD. A rail loading team chief and rail loading team has been designated and trained. Transportation support is available. Foreign nation or MP security is provided. The PSA has designated an area for equipment to be inventoried and inspected as it is offloaded. Life support is provided at the PSA. Rail and road MA have been designated for the unit to complete SPOD activities and prepare for movement to the TSB. Sufficient railcars and vehicles are available to move the unit to the theater TSB. The unit's main body is located in the TSB. The deployment SOP is available. SPOD activities are performed under all day or night environmental conditions. Some iterations of this task should be performed in MOPP4. Some iterations of this task should be performed in MOPP4.

**TASK STANDARDS:** SPOD activities are performed IAW Deployment SOP and PSA officials and commander's guidance.

TASK STEPS AND PERFORMANCE MEASURES	GO	NO-GO
* 1. OIC/NCOIC of the equipment reception team directs unit activities at the SPOD. <ul style="list-style-type: none"> <li>a. Coordinates with higher HQ staff personnel and/or PSA and PMCT officials upon arrival for location of holding and MA, maintenance, logistics, and movement support and security, and other special SPOD requirements.</li> <li>b. Coordinates with S4 and/or PSA officials for life support for unit personnel while at the SPOD.</li> <li>c. Identifies amount of PREPO materiel required by the unit, as applicable.</li> <li>d. Assembles equipment reception team in holding area.</li> <li>e. Conducts acceptance inspection with PSA officials.</li> <li>f. Notifies battalion commander and S4 representative of missing or damaged equipment.</li> <li>g. Assumes custody of equipment and cargo IAW S4 representative and PSA officials' instructions.</li> </ul>		

TASK STEPS AND PERFORMANCE MEASURES	GO	NO-GO
<ul style="list-style-type: none"> <li>h. Coordinates with S4 representative for transportation support to TSB, if required.</li> <li>i. Coordinates with S2/S3 and MCT for movement schedules to the TSB.</li> <li>j. Verifies arrival, morale, and welfare of supercargoes.</li> <li>k. Reestablishes accountability and responsibility for supercargoes.</li> <li>l. Directs convoy and rail loading parties to proceed to rail loading or road convoy MA IAW S2/S3 and MCT movement instructions.</li> <li>m. Monitors preparation of equipment for road convoy or rail movement to ensure compliance with TSOP.</li> <li>n. Briefs unit leaders on SPOD requirements.</li> <li>o. Advises unit commander and battalion representative on SPOD activities, as required.</li> </ul> <p>* 2. UMO supervises unit activities at SPOD.</p> <ul style="list-style-type: none"> <li>a. Coordinates with S4 representative to identify off-loading schedules, location of holding areas and marshalling areas, location of PREPO vehicles and materiel, availability and location of BBPCT, and other SPOD information, as required</li> <li>b. Briefs personnel on off-loading schedules, drawing PREPO vehicles and materiel, special SPOD requirements, and location of MA.</li> <li>c. Coordinates with S2/S3 representative to identify equipment, loading times and sites, and unit loading requirements to prepare designated equipment for rail movement to TSB.</li> <li>d. Coordinates with S2/S3 representatives for convoy routes, maps, tactical intelligence, and timetable for road move to TSB.</li> <li>e. Coordinates with S4 representatives for fuel, ammunition, and supplies for road move to TSB.</li> <li>f. Provides rail-loading plan to rail loading team chief.</li> <li>g. Monitors rail loading procedures to ensure compliance with MCT's instructions.</li> <li>h. Monitors preparation of equipment for road convoy to ensure compliance with TSOP.</li> <li>i. Briefs equipment reception party on rail-loading and convoy requirements.</li> <li>j. Briefs commander on SPOD activities.</li> <li>k. Enforces safety procedures.</li> <li>l. Enforces environmental stewardship protection program procedures.</li> </ul> <p>3. Supercargoes perform SPOD activities.</p> <ul style="list-style-type: none"> <li>a. Disembark ship IAW vessel POC's instructions.</li> <li>b. Report to equipment reception team OIC/NCOIC for instructions.</li> </ul> <p>4. Equipment reception team performs equipment reception activities.</p> <ul style="list-style-type: none"> <li>a. Offloads vehicles IAW PSA officials' instructions.</li> <li>b. Inspects equipment to ensure all equipment is operational.</li> <li>c. Moves vehicles and materiel from PREPO locations to rail or convoy MAs.</li> <li>d. Moves unit vehicles and cargo to SPOD rail or convoy MAs.</li> <li>e. Performs before operations PMCS on all vehicles and equipment.</li> <li>f. Corrects all vehicle and equipment discrepancies within the operator's capabilities IAW applicable TM.</li> <li>g. Reports all deficiencies beyond operator's capability to immediate supervisor.</li> <li>h. Reconfigures vehicles and cargo for road movement, if necessary.</li> <li>i. Fuels vehicles for convoy to TSB, if appropriate.</li> <li>j. Draws weapons, ammunition, and other tactical supplies from S4 representative, if necessary.</li> </ul>		

TASK STEPS AND PERFORMANCE MEASURES	GO	NO-GO
<ul style="list-style-type: none"> <li>k. Notifies UMO that vehicles are offloaded and operational.</li> <li>l. Employs safety procedures.</li> <li>m. Employs environmental stewardship protection program procedures.</li> </ul> <p>* 5. Rail loading team chief supervises rail-loading activities.</p> <ul style="list-style-type: none"> <li>a. Coordinates with UMO for rail-loading plans.</li> <li>b. Coordinates with UMO to identify special rail-loading requirements.</li> <li>c. Verifies the presence of all rail guards by conducting roll call.</li> <li>d. Verifies the presence of manifested vehicles and equipment by conducting physical inventory.</li> <li>e. Provides a copy of the personnel and cargo manifest to conductor.</li> <li>f. Notifies commander when rail loading is completed.</li> <li>g. Enforces safety procedures.</li> </ul> <p>6. Rail loading team performs rail-loading.</p> <ul style="list-style-type: none"> <li>a. Stages vehicles IAW rail-loading plan.</li> <li>b. Loads vehicles and equipment on railcars IAW rail-loading plan and UMO's instructions.</li> <li>c. Secures vehicles and equipment IAW rail-loading plan and UMO's instructions.</li> <li>d. Notifies rail-loading Team Chief when rail loading is completed.</li> <li>e. Employs safety procedures.</li> </ul>		

TASK PERFORMANCE / EVALUATION SUMMARY BLOCK							
ITERATION	1	2	3	4	5	M	TOTAL
TOTAL TASK STEPS EVALUATED							
TOTAL TASK STEPS "GO"							
TRAINING STATUS "GO"/"NO-GO"							

"\*" indicates a leader task step.

**SUPPORTING INDIVIDUAL TASKS: NONE**

**SUPPORTING COLLECTIVE TASKS: NONE**

**OPFOR TASKS AND STANDARDS: NONE**

ARTEP 43-888-30-MTP

- ELEMENTS:** Company Headquarters  
 Battalion Maintenance Platoon Headquarters  
 Tech Supply Platoon Headquarters  
 Direct Support Maintenance Platoon Headquarters

**TASK:** Perform Redeployment Human Resources Actions (63-2-4814)  
 (AR 220-10) (AR 600-8-1) (AR 600-8-19)  
 (AR 600-8-22) (AR 600-8-24) (DOD 5030.49-R)  
 (FM 100-17) (FM 12-6) (FM 55-10)

**ITERATION:** 1 2 3 4 5 M (Circle)

**COMMANDER/LEADER ASSESSMENT:** T P U (Circle)

**CONDITIONS:** The unit receives a warning order to redeploy to home station. The unit is located in the TAA. Some personnel and administrative actions are initiated in the TAA and completed in the RAA. The unit is redeploying as part of a higher HQ redeployment. The S1 has provided an SRP schedule to the commander. The S1 has coordinated for ASG contact team support. Transportation to move the unit to the processing center is available. The redeployment movement plan is available. The unit has a trained officer and/or NCO appointed as UMO and alternate UMO. The unit has analog and/or digital communications with higher HQ. Preparation activities for redeployment are performed under all day or night environmental conditions. This task should not be trained in MOPP4. Some iterations of this task should be performed in MOPP4.

**TASK STANDARDS:** Redeployment SRP activities are accomplished IAW redeployment movement plan, S1 SRP schedule, and commander's guidance.

TASK STEPS AND PERFORMANCE MEASURES	GO	NO-GO
* 1. Commander directs personnel and administrative redeployment activities. <ul style="list-style-type: none"> <li>a. Coordinates with S1 to identify personnel and administrative requirements for redeployment using analog and/or digital communications.</li> <li>b. Designates higher HQ advance party representatives and SPOE Team.</li> <li>c. Briefs unit leaders on personnel and administrative requirements for redeployment.</li> <li>d. Provides personnel and administrative processing schedule to unit HQ.</li> <li>e. Directs the unit HQ to develop a unit personnel and administrative processing schedule.</li> <li>f. Forwards list of personnel unable to redeploy to S1 Section using analog and/or digital communications.</li> <li>g. Forwards list of personnel redeploying as individuals using analog and/or digital communications.</li> <li>h. Directs personnel to complete personnel and administrative requirements for redeployment.</li> <li>i. Approves or disapproves award and decoration recommendations, as appropriate.</li> <li>j. Coordinates with S1 for personnel and administrative support using analog and/or digital communications, as required.</li> <li>k. Briefs higher HQ commander on status of personnel and administrative actions.</li> </ul> 2. Unit HQ supervises redeployment personnel and administrative actions. <ul style="list-style-type: none"> <li>a. Develops unit personnel and administrative processing schedule based on the redeployment movement plan, S1 SRP schedule processing, and commander's guidance.</li> </ul>		

TASK STEPS AND PERFORMANCE MEASURES	GO	NO-GO
<ul style="list-style-type: none"> <li>b. Distributes unit personnel and administrative processing schedule to platoons and sections.</li> <li>c. Monitors personnel and administrative processing to ensure personnel complete actions IAW schedule.</li> <li>d. Verifies that redeployment records are updated prior to soldier's departure from theater.</li> </ul> <p>3. Unit HQ performs personnel redeployment processing functions.</p> <ul style="list-style-type: none"> <li>a. Identifies COA for soldiers not eligible for redeployment, to include temporary gaining command, transfer procedures, and administrative requirements.</li> <li>b. Provides list of soldiers' eligible for redeployment and those scheduled to return as individuals.</li> <li>c. Provides redeploying soldiers medical, dental, and personnel records for redeployment processing.</li> <li>d. Provides necessary forms to unit personnel for redeployment processing.</li> <li>e. Dispatches all soldier's updated records back to the unit's home station before the soldier departs.</li> <li>f. Sends records to home station using means of transportation different from that of the soldiers'.</li> <li>g. Completes personnel and administrative requirements for deployment IAW higher HQ directives.</li> <li>h. Prepares tentative passenger manifest.</li> <li>i. Processes recommendations for decorations and awards IAW commander's instructions.</li> <li>j. Coordinates with the S1 Section for personnel and administrative support using analog and/or digital communications, as required.</li> <li>k. Inputs status changes and other actions to pay and personnel systems.</li> <li>l. Coordinates with the S1 Section for personnel and administrative support using analog and/or digital communications, as required.</li> <li>m. Briefs commander on personnel and administrative actions, as required.</li> </ul> <p>* 4. Unit leaders supervise personnel and administrative actions.</p> <ul style="list-style-type: none"> <li>a. Direct personnel to complete personnel and administrative actions, as required.</li> <li>b. Monitor personnel and administrative processing to ensure personnel complete actions IAW schedule.</li> <li>c. Submit performance reports, award and decoration recommendations, and other personnel actions to the commander for approval/certification, as required.</li> <li>d. Coordinate with unit HQ for personnel and administrative support, as required.</li> <li>e. Submit records and reports to unit HQ IAW the Redeployment Movement Plan and commander's instructions using analog and/or digital communications.</li> <li>f. Brief commander on personnel and administrative actions.</li> <li>g. Brief personnel on personnel and administrative requirements.</li> </ul>		



TASK PERFORMANCE / EVALUATION SUMMARY BLOCK							
ITERATION	1	2	3	4	5	M	TOTAL
TOTAL TASK STEPS EVALUATED							
TOTAL TASK STEPS "GO"							
TRAINING STATUS "GO"/"NO-GO"							

"\*" indicates a leader task step.

**SUPPORTING INDIVIDUAL TASKS: NONE**

**SUPPORTING COLLECTIVE TASKS: NONE**

**OPFOR TASKS AND STANDARDS: NONE**

- ELEMENTS:** Company Headquarters  
 Battalion Maintenance Platoon Headquarters  
 Tech Supply Platoon Headquarters  
 Shipping / Receiving Section  
 Storage / Issue Section  
 RX / QSS Section  
 Direct Support Maintenance Platoon Headquarters  
 Cavalry System Support Team

**TASK:** Perform Redeployment Supply Activities (63-2-4816)  
 (AR 710-2) (AR 220-10) (AR 700-84)  
 (AR 735-5) (DOD 5030.49-R) (FM 100-17)  
 (FM 3-100.4)

**ITERATION:** 1 2 3 4 5 M (Circle)  
**COMMANDER/LEADER ASSESSMENT:** T P U (Circle)

**CONDITIONS:** The unit is preparing for redeployment to home station. Vehicles, equipment, and supplies are available for reconstitution of redeploying units. Redeployment supply activities are accomplished in the TAA and RAA. The TSOP, Redeployment Movement Plan, and higher HQ Redeployment OPORD are available. The unit is redeploying as part of a higher HQ deployment. The unit has analog and/or digital communications with higher HQ. Redeployment supply activities are performed under all day or night environmental conditions. Some iterations of this task should be performed in MOPP4.

**TASK STANDARDS:** Redeployment supply activities are accomplished IAW the Redeployment Movement Plan, TSOP, higher HQ Redeployment OPORD, and commander's guidance.

TASK STEPS AND PERFORMANCE MEASURES	GO	NO-GO
* 1. Commander directs redeployment supply activities. <ul style="list-style-type: none"> <li>a. Identifies vehicles and equipment to be left in theater.</li> <li>b. Identifies vehicles and equipment required to reconstitute the unit before or after redeployment.</li> <li>c. Coordinates with S4 for issue of vehicles, equipment, and supplies required to reconstitute the unit.</li> <li>d. Identifies supplies and equipment needed to redeploy to home station by reviewing the Redeployment Movement Plan, Redeployment OPORD, and coordination with S4.</li> <li>e. Directs unit leaders to turn in vehicles, ammunition, supplies, and equipment to be left in-country.</li> <li>f. Directs unit leaders to provide supply and equipment requests to supply section.</li> <li>g. Directs supply section to turn-in excess supplies and equipment IAW TSOP and S4 Section's instructions.</li> <li>h. Inspects area and facilities to ensure excess vehicles, equipment, and supplies have been turned in.</li> <li>i. Briefs higher HQ commander and the higher HQ staff personnel on supply status, as required.</li> </ul> 2. Unit elements perform redeployment supply activities. <ul style="list-style-type: none"> <li>a. Identify shortages of vehicles, supplies, and equipment by conducting inventories and reviewing DEL.</li> <li>b. Identify shortages of clothing and personal equipment by inventorying OCIE.</li> </ul>		

TASK STEPS AND PERFORMANCE MEASURES	GO	NO-GO
<ul style="list-style-type: none"> <li>c. Submit requests for vehicles, supplies, and equipment to supply section IAW TSOP and commander's instructions using analog and/or digital communications.</li> <li>d. Employ safety procedures IAW TSOP and applicable publications.</li> <li>e. Employ environmental stewardship protection program procedures.</li> </ul> <p>3. Unit HQ provides supply support.</p> <ul style="list-style-type: none"> <li>a. Provides a copy of the DEL to platoons and sections, as required.</li> <li>b. Submits request for supplies and equipment to S4 Section IAW TSOP using analog and/or digital communications.</li> <li>c. Coordinates with S4 Section to resolve, cancel or validate outstanding requisitions using analog and/or digital communications.</li> <li>d. Submits changes of the "ship to" address to reflect home station address for all outstanding requisitions.</li> <li>e. Coordinates with commander or S4 Section for transportation and MHE support to turn in, pick up, issue, and/or pack ammunition, equipment, and supplies using analog and/or digital communications, if necessary.</li> <li>f. Coordinates with S4 for customs and USDA inspection schedule and procedures using analog and/or digital communications.</li> <li>g. Inspects issued vehicles and equipment for serviceability and completeness.</li> <li>h. Issues vehicles, equipment, and supplies to appropriate platoons/sections IAW TSOP and commander's instructions.</li> <li>i. Secures unissued supplies and equipment IAW TSOP.</li> <li>j. Turns in equipment, supplies, and hazardous material to designated facility, as appropriate.</li> <li>k. Briefs commander on supply status.</li> </ul>		

TASK PERFORMANCE / EVALUATION SUMMARY BLOCK							
ITERATION	1	2	3	4	5	M	TOTAL
TOTAL TASK STEPS EVALUATED							
TOTAL TASK STEPS "GO"							
TRAINING STATUS "GO"/"NO-GO"							

"\*\*" indicates a leader task step.

**SUPPORTING INDIVIDUAL TASKS: NONE**

**SUPPORTING COLLECTIVE TASKS**

Task Number	Task Title	References
63-2-4801	Perform Deployment Alert Activities	ARTEP 10-337-30-MTP

**OPFOR TASKS AND STANDARDS: NONE**

- ELEMENTS:** Company Headquarters  
 Battalion Maintenance Platoon Headquarters  
 Battalion Maintenance Section  
 Maintenance Control Section  
 Tech Supply Platoon Headquarters  
 Shipping / Receiving Section  
 Storage / Issue Section  
 RX / QSS Section  
 Direct Support Maintenance Platoon Headquarters  
 Automotive / Track Vehicle Repair Section  
 Service / Recovery Section  
 Ground Support Equipment Repair Section  
 Armament Repair Section  
 Communications / Electronics Repair Section  
 Cavalry System Support Team

**TASK:** Perform Redeployment Maintenance Activities (63-2-4817)  
 (DA PAMPHLET 738-750) (AR 220-1) (AR 700-138)  
 (FM 4-30.3) (AR 750-1) (DA PAM 750-1)  
 (DOD 5030.49-R) (FM 100-17) (FM 3-100.4)

**ITERATION:** 1 2 3 4 5 M (Circle)  
**COMMANDER/LEADER ASSESSMENT:** T P U (Circle)

**CONDITIONS:** The unit is preparing for redeployment to home station. The commander has designated a motor officer. Required tools, equipment, repair parts, and personnel are available. MSTs are available in the TAA and RAA. The Maintenance SOP is available. The unit is redeploying as part of a higher HQ redeployment. The unit has analog and digital communications with higher HQ. Redeployment maintenance is performed under all day or night environmental conditions.

Some iterations of this task should be performed in MOPP4.

**TASK STANDARDS:** Redeployment maintenance is accomplished IAW the Maintenance SOP and commander's guidance.

TASK STEPS AND PERFORMANCE MEASURES	GO	NO-GO
* 1. Commander directs redeployment maintenance activities. <ul style="list-style-type: none"> <li>a. Identifies redeployment maintenance requirements IAW TA guidance.</li> <li>b. Monitors maintenance activities for compliance with the Maintenance SOP and commander's guidance.</li> <li>c. Approves the use of controlled exchange when required repair parts are not available.</li> <li>d. Checks MCSR for accuracy and completeness.</li> <li>e. Forwards MCSR to the S4 Section using analog and/or digital communications.</li> <li>f. Coordinates with S4 for maintenance support using analog and/or digital communications, as required.</li> <li>g. Prioritizes repair of vehicles and equipment.</li> <li>h. Enforces safety procedures IAW TSOP and applicable publications.</li> <li>i. Enforces environmental stewardship protection program procedures.</li> </ul> * 2. Motor officer and/or motor sergeant supervise redeployment maintenance activities.		

TASK STEPS AND PERFORMANCE MEASURES	GO	NO-GO
<ul style="list-style-type: none"> <li>a. Identify unit operational readiness levels by reviewing vehicle and equipment status reports, PMCS, and redeployment maintenance checks.</li> <li>b. Prepare MCSR IAW AR 220-1 and AR 700-138.</li> <li>c. Submit current MCSR to commander.</li> <li>d. Submit request for CRTs to commander, as required.</li> <li>e. Submit request for controlled exchanges to commander for approval.</li> <li>f. Designate unit maintenance personnel to assist MSTs IAW Maintenance SOP, S4 Section, and commander's instructions.</li> <li>g. Direct calibration of tools, if required.</li> <li>h. Verify PLL inventory by conducting spot checks.</li> <li>i. Verify completion of repairs by reviewing maintenance records.</li> <li>j. Coordinate with S4 Section to identify status of vehicles and equipment in support maintenance using analog and/or digital communications.</li> <li>k. Coordinate with S4 Section for disposition instructions for nonrepairable vehicles using analog and/or digital communications.</li> <li>l. Brief the commander on maintenance status of vehicles and equipment, as required.</li> <li>m. Issue and/or reissue military drivers and equipment licenses to unit personnel, as needed.</li> <li>n. Enforce safety procedures IAW TSOP and applicable publications.</li> <li>o. Enforce environmental stewardship protection program procedures.</li> </ul> <p>3. Unit HQ performs organizational maintenance activities.</p> <ul style="list-style-type: none"> <li>a. Calibrates tools, as required.</li> <li>b. Inspects equipment IAW appropriate operator and organizational maintenance TMs.</li> <li>c. Records all deficiencies on equipment inspection worksheets.</li> <li>d. Corrects unit-level maintenance deficiencies.</li> <li>e. Forwards requests for DS maintenance to supporting maintenance facility using analog and/or digital communications.</li> <li>f. Requests required repair parts from PLL clerk.</li> <li>g. Repairs equipment IAW applicable TM(s).</li> <li>h. Requests approval for controlled exchange through motor officer when required repair parts are not available.</li> <li>i. Performs controlled exchange IAW the motor officer or sergeant instructions.</li> <li>j. Performs final inspection to ensure quality control of repairs.</li> <li>k. Conducts inventory of PLL to confirm shortages IAW PLL listing.</li> <li>l. Submits request for PLL replenishment to motor sergeant, as required.</li> <li>m. Performs technical inspections of replacement equipment IAW appropriate TMs and manufacturer's instructions.</li> <li>n. Releases equipment to appropriate platoon or section.</li> <li>o. Employs safety procedures IAW TSOP and applicable publications.</li> <li>p. Employs environmental stewardship procedures.</li> </ul> <p>4. Unit HQ conducts transactions with CRTs.</p> <ul style="list-style-type: none"> <li>a. Identifies vehicles and equipment that require CRT support.</li> <li>b. Prepares required documentation for submission to CRT.</li> <li>c. Delivers vehicles and equipment to CRT.</li> <li>d. Picks up equipment from CRT upon notification repairs are completed.</li> <li>e. Notifies owning element to pick up vehicles and equipment.</li> </ul> <p>* 5. Unit leaders supervise redeployment operator maintenance activities.</p>		

TASK STEPS AND PERFORMANCE MEASURES	GO	NO-GO
a. Monitor performance of PMCS and redeployment maintenance for compliance with the Redeployment Movement Plan, Maintenance SOP, appropriate TM, and commander's guidance. b. Inspect vehicles, weapons, and equipment to ensure compliance with Maintenance SOP, appropriate TMs, and commander's guidance. c. Provide input for MCSR to motor officer, as required. d. Enforce safety procedures IAW TSOP and applicable publications. e. Enforce environmental stewardship protection program procedures.  6. Unit performs redeployment operator maintenance. a. Performs PMCS IAW appropriate TM(s). b. Notifies supervisor of maintenance problems beyond operator's capabilities. c. Employs safety procedures IAW TSOP and applicable publications. d. Employs environmental stewardship protection program procedures.		

TASK PERFORMANCE / EVALUATION SUMMARY BLOCK							
ITERATION	1	2	3	4	5	M	TOTAL
TOTAL TASK STEPS EVALUATED							
TOTAL TASK STEPS "GO"							
TRAINING STATUS "GO"/"NO-GO"							

"\*\*" indicates a leader task step.

**SUPPORTING INDIVIDUAL TASKS: NONE**

**SUPPORTING COLLECTIVE TASKS**

Task Number	Task Title	References
63-2-4818	Prepare Vehicles and Equipment for Redeployment	ARTEP 10-337-30-MTP

**OPFOR TASKS AND STANDARDS**

**TASK:** Gather Intelligence (63-OPFOR-1008)

**CONDITION:** Small OPFOR elements, operating in the rear area, are planning attacks on enemy bases. Information is needed to complete plans.

**STANDARD:** 1. Identify all PIR and other intelligence requirements. 2. Pass through any outpost, defensive wire, or warning devices undetected. 3. Move to an OP that offers cover and concealment and is close enough to gather PIR and other intelligence requirements. 4. Gather all PIR and other intelligence requirements. 5. Withdraw from area undetected. 6. Report all information to OPFOR HQ.

**ARTEP 43-888-30-MTP**

- ELEMENTS:** Company Headquarters  
 Battalion Maintenance Platoon Headquarters  
 Tech Supply Platoon Headquarters  
 Direct Support Maintenance Platoon Headquarters

**TASK:** Prepare Vehicles and Equipment for Redeployment (63-2-4818)  
 (FM 100-17) (AR 220-10) (DOD DIR 4500.9)  
 (FM 3-100.4) (FM 55-30) (FM 55-9)  
 (TM 55-2200-001-12)

**ITERATION:** 1 2 3 4 5 M (Circle)  
**COMMANDER/LEADER ASSESSMENT:** T P U (Circle)

**CONDITIONS:** The unit receives a movement directive to redeploy to home station. Preparation of vehicles and equipment for redeployment is performed in the TAA and/or RAA and A/SPOE unit MA. A railhead is available. All personnel are present and have been trained on requirements for preparing vehicles and equipment for redeployment. Packing and crating, weighing and loading, vehicle and equipment cleaning, and rail loading teams have been designated and trained. Transportation support, railcars, weighing scales, packing materials, materiel handling equipment (MHE), shipping containers, inserts, pallets, and other equipment preparation and loading materials are available. The movement directive, redeployment movement plan, and higher HQ redeployment OPORD are available. The unit has a trained officer and/or NCO appointed as UMO and alternate UMO. The unit has analog and/or digital communications with higher HQ. The unit is redeploying as part of a higher HQ redeployment. Equipment preparation is performed under all day or night environmental conditions.

Some iterations of this task should be performed in MOPP4.

**TASK STANDARDS:** Vehicles and equipment are prepared for redeployment and loaded for movement to A/SPOE IAW the redeployment movement plan and commander's guidance.

TASK STEPS AND PERFORMANCE MEASURES	GO	NO-GO
<p>* 1. Commander directs vehicle and equipment preparation activities.</p> <ul style="list-style-type: none"> <li>a. Identifies equipment and supplies to be redeployed based on movement directive, DEL, movement plan, redeployment OPORD, and commander's guidance.</li> <li>b. Identifies personnel, equipment, and vehicles scheduled to move to the A/SPOE by road or rail by reviewing movement plan and higher HQ commander or S2/S3's guidance.</li> <li>c. Designates a unit MA.</li> <li>d. Coordinates with S2/S3 for USDA and customs contact team support using analog and/or digital communications.</li> <li>e. Coordinates with S4 for transportation support to A/SPOE using analog and/or digital communications, if necessary.</li> <li>f. Inspects area to ensure all excess vehicles, equipment and supplies has been turned-in.</li> <li>g. Notifies S2/S3 when vehicles and containers are loaded and ready to move using analog and/or digital communications.</li> <li>h. Enforces safety procedures IAW TSOP and publications.</li> <li>i. Monitors environmental stewardship protection program procedures.</li> </ul> <p>* 2. UMO supervises vehicle and equipment preparation activities.</p> <ul style="list-style-type: none"> <li>a. Coordinates with MCA/MCT TC-ACCIS site for DEL, military shipping labels, and documents.</li> </ul>		

TASK STEPS AND PERFORMANCE MEASURES	GO	NO-GO
<p>NOTE: If the unit did not deploy with a DEL produced by TC-ACCIS, a DEL will be generated based on the unit property book and vehicle and secondary load lists.</p> <ul style="list-style-type: none"> <li>b. Updates AUDEL to reflect vehicles, equipment, and supplies to be redeployed based on physical inventory, operational status, and commander's guidance.</li> <li>c. Updates AUDEL to reflect actual weights based on results of weighing.</li> <li>d. Inputs updated AUDEL into the MCA/MCT TC-ACCIS station.</li> <li>e. Provides MCA/MCT and/or S4 section with information on oversize and overweight vehicles, equipment, and cargo requiring special handling using analog and/or digital communications, as required.</li> <li>f. Coordinates with TC-ACCIS site for DEL, BBPCT material requirements lists, vehicle/rail loading plans and schedules, special hauling permit requests, military shipping labels, and convoy clearance requests produced by TC-ACCIS using analog and/or digital communications.</li> <li>g. Coordinates with S4 section for packing materials, weighing scales, MHE, containers, inserts, pallets, and other equipment preparation and loading materials using analog and/or digital communications, as required.</li> <li>h. Coordinates with S4 section for RF tags for sensitive/classified cargo using analog and/or digital communications, as required.</li> <li>i. Coordinates with USDA and customs contact team leaders for vehicle and equipment packing, loading, and cleaning instructions early in the preparation process using analog and/or digital communications.</li> <li>j. Provides unit leaders with a cleaning schedule for vehicles and equipment.</li> <li>k. Provides unit leaders with redeployment forms, shipping labels, and documents, as required.</li> <li>l. Coordinates container pick-up with S4 section using analog and/or digital communications.</li> <li>m. Provides special instructions to packing and crating teams, if necessary.</li> <li>n. Provides container packing schedule to unit leaders and customs contact team.</li> <li>o. Identifies transportation support requirements by reviewing redeployment movement plan and current vehicle status reports.</li> <li>p. Coordinates with S4 section for movement of vehicles and equipment to rail-loading site using analog and/or digital communications.</li> <li>q. Provides rail loading plan to rail-loading team chief.</li> <li>r. Provides rail loading team proper tools to conduct rail-loadout.</li> <li>s. Coordinates with S4 or MCA/MCT officials for port call message and verification of redeployment movement plan A/SPOE requirements and procedures using analog and/or digital communications.</li> <li>t. Briefs commander on status of preparation of vehicles and equipment for deployment.</li> <li>u. Enforces safety procedures IAW TSOP and publications.</li> <li>v. Enforces environmental stewardship protection program procedures.</li> </ul> <p>* 3. Unit leaders supervise preparation of unit elements for redeployment.</p> <ul style="list-style-type: none"> <li>a. Verify that adequate space has been allowed for personal items and secondary loads by reviewing loading plans.</li> <li>b. Revise loading plans, as required.</li> <li>c. Monitor packing and loading for compliance with the redeployment movement plan and UMO and customs officials' instructions.</li> <li>d. Direct personnel to deliver vehicles and equipment to the vehicle and equipment cleaning site IAW UMO's instructions.</li> <li>e. Monitor vehicle and equipment cleaning operations to ensure vehicles and equipment are cleaned IAW the redeployment movement plan and USDA officials' instructions.</li> </ul>		



TASK STEPS AND PERFORMANCE MEASURES	GO	NO-GO
<ul style="list-style-type: none"> <li>f. Inspect area to ensure all equipment to be redeployed has been packed and/or loaded.</li> <li>g. Inspect area to ensure all excess vehicles, equipment, and supplies have been turned-in.</li> <li>h. Inspect internal loads to ensure loads are secure and in compliance with loading plans.</li> <li>i. Notify UMO of any load plan revisions.</li> <li>j. Enforce safety procedures IAW TSOP and publications.</li> <li>k. Enforce environmental stewardship protection program procedures.</li> </ul> <p>* 4. UMO maintains an up-to-date AUDEL.</p> <ul style="list-style-type: none"> <li>a. Conducts physical inventory of vehicles and equipment to be redeployed to verify accuracy of AUDEL.</li> <li>b. Revises AUDEL, as required.</li> <li>c. Submits AUDEL changes to MCA/MCT TC-ACCIS site, if necessary.</li> </ul> <p>5. Packing and crating teams prepare equipment for redeployment.</p> <ul style="list-style-type: none"> <li>a. Pack containers IAW loading plans, DEL, and UMO and USDA and customs officials' instructions.</li> <li>b. Pack hazardous materials IAW the redeployment movement plan and UMO, USDA, and customs officials' instructions.</li> <li>c. Prepare container packing lists and shipping documents IAW UMO's instructions.</li> <li>d. Distribute container packing lists and shipping documents IAW UMO and USDA and customs officials' instructions.</li> <li>e. Mark containers IAW the Redeployment Movement Plan, UMO, USDA, and customs officials' instructions.</li> <li>f. Assist container pick-up crew in loading operations, as required.</li> <li>g. Employ safety procedures IAW TSOP and publications.</li> <li>h. Employ environmental stewardship protection program procedures.</li> </ul> <p>6. Vehicle and equipment cleaning team cleans vehicles and equipment for redeployment.</p> <ul style="list-style-type: none"> <li>a. Guides vehicles into cleaning site, as directed by cleaning site officials.</li> <li>b. Clean vehicles and equipment IAW and USDA officials' instructions.</li> <li>c. Reports completion of vehicle and equipment cleaning operations to UMO.</li> <li>d. Employs safety procedures IAW TSOP and publications.</li> <li>e. Employs environmental stewardship protection program procedures.</li> </ul> <p>7. Unit prepares vehicles, equipment and personal gear for redeployment.</p> <ul style="list-style-type: none"> <li>a. Turns in excess vehicles, equipment, and supplies to supply sergeant.</li> <li>b. Packs personal gear IAW movement plan and customs officials' instructions.</li> <li>c. Marks and/or tags personal gear and equipment IAW the redeployment movement plan and UMO and customs officials' instructions.</li> <li>d. Moves equipment to be packed in containers to the container packing area IAW UMO's instructions.</li> <li>e. Loads vehicles IAW the redeployment movement plan, loading plans and UMO and customs officials' instructions.</li> <li>f. Places RF tags on sensitive/classified cargo and/or vehicles as directed by higher HQ.</li> <li>g. Delivers vehicles and equipment to the vehicle and equipment cleaning site, as directed.</li> <li>h. Moves vehicles to unit MA, as directed.</li> <li>i. Employs safety procedures IAW TSOP and publications.</li> <li>j. Employs environmental stewardship protection program procedures.</li> </ul>		

TASK STEPS AND PERFORMANCE MEASURES	GO	NO-GO
<p>8. Weighing and Marking Team weighs and marks vehicles for deployment.</p> <ol style="list-style-type: none"> <li>a. Sets up weighing and marking area in designated area IAW commander's instructions.</li> <li>b. Guides vehicles onto scales as they arrive.</li> <li>c. Identifies vehicle gross weight.</li> <li>d. Identifies vehicle axle weights (air movement only).</li> <li>e. Computes vehicle center of balance based on axle weights (air movement only).</li> <li>f. Marks center of balance on vehicles IAW DOD Directive 4500.9, and UMO's instructions (air movement only).</li> <li>g. Reports gross weights for each deploying vehicle to UMO.</li> <li>h. Disestablishes weighing and marking area.</li> <li>i. Returns vehicle weighing scales IAW owning facility or UMO's instructions.</li> </ol> <p>9. Unit prepares vehicles and equipment for movement to A/SPOE.</p> <ol style="list-style-type: none"> <li>a. Stages vehicles for convoy to A/SPOE or rail loading site IAW UMO's instructions.</li> <li>b. Corrects loading deficiencies IAW loading plan, if necessary.</li> <li>c. Recomputes center of balance, if necessary (air movement only).</li> <li>d. Re-marks center of balance on vehicles, if necessary (air movement only).</li> <li>e. Marks vehicles for movement to A/SPOE IAW FM 55-30, UMO, USDA, and customs officials' instructions.</li> <li>f. Places military shipping labels on vehicles and equipment IAW UMO's instructions.</li> <li>g. Moves designated vehicles and equipment to the rail loading site IAW movement plan and UMO's instructions.</li> <li>h. Prepares convoy for movement to A/SPOE.</li> </ol> <p>NOTE: Depending on tactical situation, see task steps 2 through 5 of Task 63-2-4808 (Conduct Nontactical Road March) or Task 63-2-4003 (Conduct Tactical Road March) for detailed convoy preparation procedures.</p> <ol style="list-style-type: none"> <li>i. Notifies UMO that vehicles are ready to cross SP for convoy to A/SPOE.</li> </ol> <p>*10. Rail Loading Team OIC/NCOIC supervises rail-loading activities.</p> <ol style="list-style-type: none"> <li>a. Conducts safety briefing for unit personnel at the rail loading site IAW governing regulations and local procedures.</li> <li>b. Coordinates with UMO for rail-loading plans.</li> <li>c. Coordinates with UMO to identify special rail-loading requirements.</li> <li>d. Verifies the presence of rail guards by conducting roll call, if required.</li> <li>e. Verifies the presence of manifested vehicles and equipment by conducting physical inventory.</li> <li>f. Provides cargo manifest to conductor.</li> <li>g. Inspects vehicles and equipment for military shipping labels and proper markings.</li> <li>h. Notifies commander when rail loading is complete, if required.</li> <li>i. Enforces safety procedures IAW TSOP and publications.</li> <li>j. Enforces environmental stewardship protection program procedures.</li> </ol> <p>11. Rail loading team performs rail-loading.</p> <ol style="list-style-type: none"> <li>a. Stages vehicles IAW rail-loading plan.</li> <li>b. Loads vehicles and equipment on railcars IAW rail-loading plan and UMO's instructions.</li> <li>c. Secures vehicles and equipment IAW rail loading plan and UMO's instructions.</li> <li>d. Notifies rail-loading team OIC/NCOIC when rail-loading is complete.</li> <li>e. Employs safety procedures IAW TSOP and publications.</li> </ol>		

TASK STEPS AND PERFORMANCE MEASURES	GO	NO-GO
f. Employs environmental stewardship protection program procedures.		

TASK PERFORMANCE / EVALUATION SUMMARY BLOCK							
ITERATION	1	2	3	4	5	M	TOTAL
TOTAL TASK STEPS EVALUATED							
TOTAL TASK STEPS "GO"							
TRAINING STATUS "GO"/"NO-GO"							

"\*" indicates a leader task step.

**SUPPORTING INDIVIDUAL TASKS: NONE**

**SUPPORTING COLLECTIVE TASKS**

Task Number	Task Title	References
63-2-4829	Plan Unit Redeployment	ARTEP 10-337-30-MTP

**OPFOR TASKS AND STANDARDS**

**TASK:** Gather Intelligence (63-OPFOR-1008)

**CONDITION:** Small OPFOR elements, operating in the rear area, are planning attacks on enemy bases. Information is needed to complete plans.

**STANDARD:** 1. Identify all PIR and other intelligence requirements. 2. Pass through any outpost, defensive wire, or warning devices undetected. 3. Move to an OP that offers cover and concealment and is close enough to gather PIR and other intelligence requirements. 4. Gather all PIR and other intelligence requirements. 5. Withdraw from area undetected. 6. Report all information to OPFOR HQ.

**ELEMENTS:** Company Headquarters  
 Battalion Maintenance Platoon Headquarters  
 Tech Supply Platoon Headquarters  
 Direct Support Maintenance Platoon Headquarters

**TASK:** Perform Sea Port of Embarkation Activities for Redeployment (63-2-4819)  
 (FM 100-17) (AR 220-10) (FM 3-100.4) (FM 4-30.3)  
 (TM 38-250) (TM 55-2200-001-12)

**ITERATION:** 1 2 3 4 5 M (Circle)

**COMMANDER/LEADER ASSESSMENT:** T P U (Circle)

**CONDITIONS:** The unit's equipment arrives at the SPOE MA. The commander has designated a unit SPOE Team and SPOE team OIC. The unit has analog and/or digital communications with higher HQ. Higher HQ has an advance party at the SPOE to assist in coordinating SPOE activities. Commercial support is not available. The commander or SPOE team OIC has notified higher HQ and PSA officials of the unit's arrival. PSA officials have requested unit vehicle operator's assistance in offloading unit vehicles deployed to the SPOE by rail. The railhead is located in the SPOE AO. Transportation, maintenance, logistics, and equipment cleaning support are available. US Customs and USDA clearances are required. A SPOE sterile area has been designated. The redeployment movement plan and redeployment OPORD are available. The unit has a trained officer and/or NCO appointed as UMO and alternate UMO. The unit is redeploying as part of a higher HQ deployment. A Theater Support Command is in place and has assumed overall responsibility for all logistics in the theater, to include port operations. SPOE activities are performed under all day or night environmental conditions. Some iterations of this task should be performed in MOPP4.

**TASK STANDARDS:** SPOE activities are performed IAW the redeployment movement plan and higher HQ staff and PSA officials' instructions.

TASK STEPS AND PERFORMANCE MEASURES	GO	NO-GO
* 1. Commander or SPOE team OIC/NCOIC directs SPOE activities. <ul style="list-style-type: none"> <li>a. Directs team to perform after-operation PMCS of vehicles.</li> <li>b. Identifies transportation requirements for return to unit area.</li> <li>c. Coordinates with supporting TSC unit for transportation, maintenance, and logistics support using analog and/or digital communications, as required.</li> <li>d. Coordinates with PSA officials to verify SPOE movement schedules, procedures, safety guidelines, and requirements using analog and/or digital communications.</li> <li>e. Briefs team leaders on SPOE movement schedules, procedures, safety guidelines, and requirements.</li> <li>f. Directs team to off-load and inspect equipment arriving by rail.</li> <li>g. Coordinates with PSA to identify number of supercargoes authorized and POC for supercargoes using analog and/or digital communications.</li> <li>h. Coordinates with supercargoes to ensure they are prepared for redeployment by sea movement, to include proper orders and equipment.</li> <li>i. Briefs supercargoes on boarding schedule, responsibilities, and POC during sea movement.</li> <li>j. Conducts acceptance inspection of vehicles, equipment, and cargo with PSA officials.</li> <li>k. Directs team to correct deficiencies noted during PSA acceptance inspection.</li> <li>l. Transfers custody of vehicles, equipment, and cargo to SPOE officials.</li> </ul>		

TASK STEPS AND PERFORMANCE MEASURES	GO	NO-GO
<p>m. Briefs the higher HQ commander or designated representative on status of SPOE activities.</p> <p>2. Supercargoes representative performs SPOE activities.</p> <ul style="list-style-type: none"> <li>a. Reports to port commander's representative IAW UMO's instructions.</li> <li>b. Performs SPOE activities IAW port commander's instructions.</li> <li>c. Coordinates with vessel POC for instructions on responsibilities and accommodations.</li> <li>d. Reports to the customs inspection site IAW port commander's instructions.</li> <li>e. Loads baggage IAW instructions from vessel POC.</li> <li>f. Boards ship IAW instructions from vessel POC.</li> </ul> <p>* 3. UMO coordinates SPOE activities.</p> <ul style="list-style-type: none"> <li>a. Coordinates with PSA officials to verify loading sequence of vehicles and equipment (ship stow plan).</li> <li>b. Monitors PSA acceptance inspection of vehicles and cargo to identify deficiencies.</li> <li>c. Coordinates with maintenance support POC for disposition of excess fuel and POL products and maintenance support, as necessary.</li> <li>d. Coordinates with PSA officials for vehicle cleaning support and location of SPOE sterile area.</li> <li>e. Inspects shipping documents and labels, markings, customs labels, and decontamination tags on vehicles and equipment for compliance with MCA/MCT, customs, USDA officials' instructions, and TM 38-250 instructions.</li> <li>f. Coordinates with MCA/MCT, USDA, and/or customs officials to correct deficiencies in shipping documents and labels, customs labels, and decontamination tags.</li> <li>g. Briefs commander and/or SPOE team OIC on status of SPOE activities.</li> <li>h. Enforces safety procedures IAW TSOP and publications.</li> <li>i. Enforces environmental stewardship protection program procedures.</li> </ul> <p>* 4. UMO coordinates rail off-loading.</p> <ul style="list-style-type: none"> <li>a. Coordinates with PSA officials for rail off-loading schedule and requirements.</li> <li>b. Designates personnel to assist in rail off-loading activities.</li> <li>c. Briefs personnel designated to assist in rail off-loading activities on schedule and requirements.</li> <li>d. Supervises rail off-loading activities.</li> <li>e. Assumes custody of equipment deployed by rail by signing appropriate shipping documents.</li> <li>f. Notifies SPOE team leaders equipment deployed by rail has arrived in the MA.</li> <li>g. Briefs commander and/or SPOE team OIC on status of rail off-loading activities.</li> <li>h. Enforces safety procedures IAW TSOP and publications.</li> <li>i. Enforces environmental stewardship protection program procedures.</li> </ul> <p>5. SPOE Team performs rail off-loading operations.</p> <ul style="list-style-type: none"> <li>a. Reports to the railhead IAW UMO's instructions.</li> <li>b. Offloads equipment from railcars IAW PSA officials' instructions.</li> <li>c. Moves equipment to SPOE MA IAW PSA officials' instructions.</li> <li>d. Employs safety procedures IAW TSOP and publications.</li> <li>e. Employs environmental stewardship protection program procedures.</li> </ul> <p>6. SPOE Team performs SPOE MA maintenance.</p>		

TASK STEPS AND PERFORMANCE MEASURES	GO	NO-GO
<p>a. Performs after-operations PMCS IAW the redeployment movement plan and appropriate TMs.</p> <p>b. Notifies supervisor of maintenance problems beyond operator's capability.</p> <p>c. Checks vehicles, cargo, and personal gear for completeness, damage, proper markings, contraband, and compliance with loading plans.</p> <p>d. Conducts final preparation of vehicles and equipment IAW the redeployment movement plan.</p> <p>e. Adjusts vehicle fuel levels IAW port call message and PSA officials and UMO's instructions.</p> <p>f. Turns in excess fuel and POL products IAW UMO's instructions.</p> <p>g. Verifies placement of placards, labels, and certification documents on hazardous material IAW PSA officials and UMO's instructions.</p> <p>h. Corrects deficiencies on vehicles, cargo, and personal gear IAW SPOE team leader's instructions.</p> <p>i. Moves to SPOE vehicle and equipment cleaning site, as directed.</p> <p>j. Employs safety procedures IAW with TSOP and publications.</p> <p>k. Employs environmental stewardship protection program procedures.</p> <p>7. SPOE team performs USDA cleaning activities.</p> <p>a. Performs vehicle cleaning IAW instructions from cleaning site personnel.</p> <p>b. Corrects USDA inspection deficiencies IAW USDA officials' instructions.</p> <p>c. Moves vehicles and equipment to designated sterile area IAW unit leader's instructions.</p> <p>d. Employs safety procedures IAW TSOP and publications.</p> <p>e. Employs environmental stewardship protection program procedures.</p> <p>* 8. SPOE team leaders supervise final preparation of vehicles, equipment, cargo, and personal gear for redeployment by sealift.</p> <p>a. Inspect military shipping labels, markings, customs labels, and decontamination tags on vehicles and equipment for compliance with redeployment SOP, port call message, and UMO's instructions.</p> <p>b. Monitor customs inspection to ensure that deficiencies are corrected.</p> <p>c. Inspect vehicles and cargo to ensure deficiencies noted during acceptance inspection have been corrected.</p> <p>d. Coordinate maintenance assistance with Commander and/or SPOE team OIC.</p> <p>e. Enforce safety procedures.</p> <p>f. Enforce environmental stewardship protection program procedures.</p> <p>9. SPOE team performs final preparation of vehicles, equipment, cargo, and personal gear for redeployment.</p> <p>a. Moves vehicles and equipment to SPOE SA, as directed.</p> <p>b. Stages vehicles for loading IAW UMO and PSA officials' instructions.</p> <p>c. Corrects deficiencies in shipping documents, markings, customs labels, and decontamination tags on vehicles and equipment IAW UMO and PSA officials' instructions.</p> <p>d. Corrects deficiencies noted during customs inspection.</p> <p>e. Drives vehicles, as directed by PSA officials, to call forward area.</p> <p>f. Employs safety procedures IAW TSOP and publications.</p> <p>g. Employs environmental stewardship protection program procedures.</p> <p>*10. UMO updates transportation documentation.</p> <p>a. Verifies DEL by conducting physical inspection of equipment.</p> <p>b. Updates DEL, as required.</p> <p>c. Verifies the presence of supercargoes by conducting roll call.</p> <p>d. Updates supercargo manifest, as required.</p>		

TASK STEPS AND PERFORMANCE MEASURES	GO	NO-GO
e. Provides changes to DEL and supercargo manifest to PSA officials, as required.  11. SPOE team returns to unit area. a. Assembles personnel for return to unit area IAW commander or SPOE team OIC's instructions. b. Reports to transportation loading area IAW SPOE team OIC's instructions. c. Loads baggage on vehicles IAW SPOE team OIC's instructions. d. Boards transportation to return to unit IAW SPOE team OIC's instructions.		

TASK PERFORMANCE / EVALUATION SUMMARY BLOCK							
ITERATION	1	2	3	4	5	M	TOTAL
TOTAL TASK STEPS EVALUATED							
TOTAL TASK STEPS "GO"							
TRAINING STATUS "GO"/"NO-GO"							

"\*\*" indicates a leader task step.

**SUPPORTING INDIVIDUAL TASKS: NONE**

**SUPPORTING COLLECTIVE TASKS**

Task Number	Task Title	References
63-2-4814	Perform Redeployment Human Resources Actions	ARTEP 10-337-30-MTP
63-2-4817	Perform Redeployment Maintenance Activities	ARTEP 10-337-30-MTP

**OPFOR TASKS AND STANDARDS: NONE**

- ELEMENTS:** Company Headquarters  
 Battalion Maintenance Platoon Headquarters  
 Tech Supply Platoon Headquarters  
 Direct Support Maintenance Platoon Headquarters

**TASK:** Perform Aerial Port of Embarkation Activities for Redeployment (63-2-4820)  
 (FM 100-17) (AR 220-10) (DOD DIR 4500.9)  
 (FM 3-100.4) (TM 38-250)

**ITERATION:** 1 2 3 4 5 M (Circle)

**COMMANDER/LEADER ASSESSMENT:** T P U (Circle)

**CONDITIONS:** The unit arrives at the APOE MA for aerial redeployment. The higher HQ has an advance party at the APOE to assist in coordinating APOE activities. Transportation support is available. The Redeployment Movement Plan and port call message are available. The unit has analog and/or digital communications with higher HQ. The unit has a trained officer and/or NCO appointed as UMO and alternate UMO. The unit is redeploying as part of higher HQ redeployment. A TSC is in place and has assumed overall responsibility for all logistics operations in the theater, to include port operations. APOE activities are performed under all day or night environmental conditions unless terminated by the DACG.

Some iterations of this task should be performed in MOPP4.

**TASK STANDARDS:** APOE activities are performed IAW the Redeployment Movement Plan and DACG officials' instructions.

TASK STEPS AND PERFORMANCE MEASURES	GO	NO-GO
<p>* 1. Commander directs APOE activities.</p> <ul style="list-style-type: none"> <li>a. Notifies higher HQ advance party OIC and/or DACG representative that the unit has arrived at the APOE using analog and/or digital communications.</li> <li>b. Coordinates with S2/S3, PMCT, DACG, and/or TSC officials to verify APOE movement schedules, procedures, and requirements using analog and/or digital communications.</li> <li>c. Provides manifest of unit personnel and shipper's declaration of dangerous goods to higher HQ for review by DACG or PMCT.</li> <li>d. Briefs unit on APOE duties and responsibilities, to include reverse manifesting schedule, customs requirements, and transportation of personnel and baggage.</li> <li>e. Directs unit to conduct final preparation of vehicles and equipment IAW the Redeployment Movement Plan and DOD Directive 4500.9.</li> <li>f. Conducts acceptance inspection of vehicles and equipment with DACG officials at the alert holding area.</li> <li>g. Directs unit to correct deficiencies noted during acceptance inspection.</li> <li>h. Transfers custody of equipment and cargo to DACG officials IAW DOD 4500.9-R.</li> <li>i. Briefs the higher HQ commander or designated representative on status of APOE activities.</li> </ul> <p>* 2. UMO/NCO supervises APOE activities.</p> <ul style="list-style-type: none"> <li>a. Coordinates with S4 and/or DACG officials for transportation, maintenance, logistics, and other support using analog and/or digital communications, as required.</li> </ul>		



TASK STEPS AND PERFORMANCE MEASURES	GO	NO-GO
<ul style="list-style-type: none"> <li>b. Coordinates with S2/S3 representative, PMCT, or DACG to verify APOE movement schedules, procedures, and requirements using analog and/or digital communications.</li> <li>c. Coordinates with S4 representative to ensure adequate shoring, dunnage, and floor protection are on hand and readily available for loading using analog and/or digital communications.</li> <li>d. Verifies unit vehicles, equipment, cargo, and secondary loads are properly marked and prepared for redeployment by air IAW TALCE/DACG.</li> <li>e. Coordinates with S2/S3 representative, site coordinator and/or DACG representative for equipment cleaning support using analog and/or digital communications, if necessary.</li> <li>f. Coordinates with DACG to verify loading sequence of vehicles and equipment using analog and/or digital communications.</li> <li>g. Designates personnel to verify weight and center of balance marks, if required.</li> <li>h. Briefs designated personnel on weight and center of balance marks verification requirements.</li> <li>i. Verifies that deficiencies noted during DACG acceptance inspection have been corrected.</li> <li>j. Verifies the presence of all manifested personnel by conducting roll call.</li> <li>k. Provides verified personnel and cargo manifest to DACG at the alert holding area.</li> <li>l. Provides load teams to load and tie down unit equipment under supervision of the DACG or loadmaster.</li> </ul> <p>3. Unit performs APOE MA activities.</p> <ul style="list-style-type: none"> <li>a. Performs after-operations PMCS IAW appropriate TMs.</li> <li>b. Notifies supervisor of maintenance problems beyond operator's capability to repair.</li> <li>c. Conducts final preparation of vehicles and equipment IAW DOD Directive 4500.9 and UMO's instructions.</li> <li>d. Adjusts vehicle fuel levels IAW TM 38-250 and DACG officials' instructions.</li> <li>e. Turns in excess fuel and POL products IAW UMO's instructions.</li> <li>f. Corrects deficiencies on vehicles, cargo, and personal gear IAW unit leaders' instructions.</li> <li>g. Corrects deficiencies on placement of placards, labels, and certification documents on hazardous material IAW UMO/NCO, unit leaders, and customs and USDA officials' instructions, if necessary.</li> <li>h. Moves vehicles and equipment to APOE cleaning site or alert holding area, as directed.</li> <li>i. Employs safety procedures IAW TSOP and publications.</li> <li>j. Employs environmental stewardship protection program procedures.</li> </ul> <p>4. Unit processes vehicles and equipment through the APOE cleaning site.</p> <ul style="list-style-type: none"> <li>a. Delivers vehicles to APOE cleaning site IAW UMO's instructions.</li> <li>b. Performs vehicle cleaning IAW DACG and USDA officials' instructions.</li> <li>c. Returns vehicles and equipment to unit area IAW unit leaders' instructions.</li> </ul> <p>* 5. Unit leaders supervise final preparation of vehicles, equipment, sensitive items, cargo, and personal gear for redeployment.</p> <ul style="list-style-type: none"> <li>a. Inspect shipping documents, markings, customs labels, and decontamination tags on vehicles, equipment, cargo, and personal gear for compliance with the Redeployment Movement Plan and UMO's instructions.</li> <li>b. Monitor customs inspection to ensure deficiencies are corrected.</li> </ul>		

TASK STEPS AND PERFORMANCE MEASURES	GO	NO-GO
c. Inspect vehicles and cargo to ensure deficiencies noted during acceptance inspection have been corrected. d. Coordinate with the UMO for assistance in correcting shipping documentation and maintenance deficiencies, as required. e. Enforce safety procedures IAW TSOP and publications. f. Enforce environmental stewardship protection program procedures.  6. Unit performs APOE alert holding area activities. a. Drives vehicles to call forward area, as directed. b. Boards transportation to terminal, as directed. c. Employs safety procedures IAW TSOP and publications.  7. Unit performs APOE passenger activities. a. Reports to designated location for safety and anti-terrorism briefing, security screen, and customs inspection IAW UMO's instructions. b. Remains in quarantined area IAW DACG officials' instructions. c. Provides baggage detail, as directed, to load unit baggage on aircraft. d. Boards aircraft IAW loadmaster's instructions.		

TASK PERFORMANCE / EVALUATION SUMMARY BLOCK							
ITERATION	1	2	3	4	5	M	TOTAL
TOTAL TASK STEPS EVALUATED							
TOTAL TASK STEPS "GO"							
TRAINING STATUS "GO"/"NO-GO"							

"\*" indicates a leader task step.

**SUPPORTING INDIVIDUAL TASKS: NONE**

**OPFOR TASKS AND STANDARDS**

**TASK:** Gather Intelligence (63-OPFOR-1008)

**CONDITION:** Small OPFOR elements, operating in the rear area, are planning attacks on enemy bases. Information is needed to complete plans.

**STANDARD:** 1. Identify all PIR and other intelligence requirements. 2. Pass through any outpost, defensive wire, or warning devices undetected. 3. Move to an OP that offers cover and concealment and is close enough to gather PIR and other intelligence requirements. 4. Gather all PIR and other intelligence requirements. 5. Withdraw from area undetected. 6. Report all information to OPFOR HQ.

ARTEP 43-888-30-MTP

- ELEMENTS:** Company Headquarters  
 Battalion Maintenance Platoon Headquarters  
 Tech Supply Platoon Headquarters  
 Direct Support Maintenance Platoon Headquarters

**TASK:** Perform Aerial Port of Debarkation Activities for Redeployment (63-2-4821)  
 (FM 100-17) (FM 3-100.4) (FM 55-30)  
 (FM 55-9) (TM 38-250) (TM 55-2200-001-12)

**ITERATION:** 1 2 3 4 5 M (Circle)

**COMMANDER/LEADER ASSESSMENT:** T P U (Circle)

**CONDITIONS:** Aircraft carrying main body lands at the APOD. The higher HQ has an advance party at the APOD to assist in coordinating APOD activities. Representatives from the higher HQ advance party, supporting installation, and AACG meet the aircraft. AACG officials request that unit personnel assist in offloading the aircraft. The AACG has designated a holding area and an MA for the unit to complete APOD activities. Transportation is available to move the unit to the MA and home station. The Redeployment Movement Plan is available. The unit has analog and/or digital communications with higher HQ. APOD activities are performed under all day or night environmental conditions. Some iterations of this task should be performed in MOPP4.

**TASK STANDARDS:** APOD activities are performed IAW the Redeployment Movement Plan and AACG officials and commander's instructions.

TASK STEPS AND PERFORMANCE MEASURES	GO	NO-GO
<ul style="list-style-type: none"> <li>* 1. Commander coordinates arrival of personnel.                             <ul style="list-style-type: none"> <li>a. Coordinates with higher HQ advance party and AACG officials upon arrival for USDA and customs inspections, location of holding and marshalling areas, maintenance support, movement support, security, and other special APOD requirements using and/or digital communications.</li> <li>b. Assembles unit in holding area.</li> <li>c. Briefs unit leaders on APOD requirements and movement arrangements.</li> <li>d. Briefs higher HQ advance party OIC on APOD activities, as required.</li> </ul> </li> <li>* 2. UMO coordinates APOD activities.                             <ul style="list-style-type: none"> <li>a. Coordinates with AACG for offloading and movement schedules.</li> <li>b. Briefs unit leaders on offloading and movement schedules.</li> <li>c. Provides AACG, supporting installation officials, and higher HQ staff personnel representative a copy of DEL.</li> <li>d. Coordinates with AACG on the temporary storage of sensitive and classified equipment.</li> <li>e. Briefs commander on APOD activities.</li> </ul> </li> <li>* 3. Unit leaders supervise APOD activities.                             <ul style="list-style-type: none"> <li>a. Inspect personnel and weapons for accountability as they exit aircraft.</li> <li>b. Brief personnel on APOD requirements based on commander's instructions.</li> <li>c. Monitor USDA and customs inspections to ensure personnel comply with USDA and customs officials' instructions.</li> <li>d. Designate personnel to assist in offloading aircraft, as required.</li> <li>e. Inspect personnel and personal gear at the holding area and MA to ensure all personnel have arrived with required personal gear.</li> </ul> </li> </ul>		

TASK STEPS AND PERFORMANCE MEASURES	GO	NO-GO
f. Brief commander on APOD activities.  4. Unit performs APOD activities. a. Disembarks aircraft IAW loadmaster's instructions. b. Assembles in APOD holding area, as directed. c. Performs offloading activities IAW AACG officials and loadmaster's instructions. d. Moves to APOD MA IAW commander's instructions. e. Inspects vehicles and equipment to ensure all equipment is offloaded and serviceable. f. Notifies unit leaders of vehicle and/or equipment deficiencies that cannot be corrected. g. Reconfigures, if necessary, vehicles and cargo for road movement. h. Prepares, if necessary, convoy for movement to home station or demobilization station.  NOTE: See task steps two through five of Task 63-2-4808 for detailed convoy preparation procedures. i. Loads baggage, as directed, on transportation for movement to home station. j. Boards transportation, as directed, for movement to home station. k. Employs safety procedures IAW TSOP and publications. l. Employs environmental stewardship protection program procedures.		

TASK PERFORMANCE / EVALUATION SUMMARY BLOCK							
ITERATION	1	2	3	4	5	M	TOTAL
TOTAL TASK STEPS EVALUATED							
TOTAL TASK STEPS "GO"							
TRAINING STATUS "GO"/"NO-GO"							

"\*\*" indicates a leader task step.

**SUPPORTING INDIVIDUAL TASKS: NONE**

**SUPPORTING COLLECTIVE TASKS**

Task Number	Task Title	References
63-2-4814	Perform Redeployment Human Resources Actions	ARTEP 10-337-30-MTP
63-2-4815	Perform Redeployment Training Activities	ARTEP 10-337-30-MTP
63-2-4817	Perform Redeployment Maintenance Activities	ARTEP 10-337-30-MTP
63-2-4818	Prepare Vehicles and Equipment for Redeployment	ARTEP 10-337-30-MTP

**OPFOR TASKS AND STANDARDS**

**TASK:** Gather Intelligence (63-OPFOR-1008)

**CONDITION:** Small OPFOR elements, operating in the rear area, are planning attacks on enemy bases. Information is needed to complete plans.

**STANDARD:** 1. Identify all PIR and other intelligence requirements. 2. Pass through any outpost, defensive wire, or warning devices undetected. 3. Move to an OP that offers cover and concealment and is close enough to gather PIR and other intelligence requirements. 4. Gather all PIR and other intelligence requirements. 5. Withdraw from area undetected. 6. Report all information to OPFOR HQ.

**ELEMENTS:** Battalion Maintenance Platoon Headquarters  
 Tech Supply Platoon Headquarters  
 Direct Support Maintenance Platoon Headquarters

**TASK:** Perform Home Station Activities (63-2-4822)  
 (FM 100-17) (AR 600-8-1) (AR 600-8-19)  
 (AR 710-2) (AR 735-5) (FM 4-30.3)

**ITERATION:** 1 2 3 4 5 M (Circle)  
**COMMANDER/LEADER ASSESSMENT:** T P U (Circle)

**CONDITIONS:** The unit main body arrives at home station. The higher HQ main body has arrived and the higher echelon HQ is operational. Unit main body arrives at home station prior to equipment arrival at SPOD. The unit receives notification of ship arrival schedule from the ITO. The Redeployment Movement Plan is available. The unit has analog and/or digital communications with higher HQ. Unit's welcome home reception activities have been coordinated with higher HQ support installations and rear detachment OIC prior to the unit's arrival. Home station activities are performed under all day or night environmental conditions.

Some iterations of this task should be performed in MOPP4.

**TASK STANDARDS:** Home Station activities are accomplished IAW the Redeployment Movement Plan and commander's instructions.

TASK STEPS AND PERFORMANCE MEASURES	GO	NO-GO
<p>* 1. Commander directs home station activities.</p> <ul style="list-style-type: none"> <li>a. Coordinates with higher HQ commander and staff to identify requirements prior to arrival of equipment using analog and/or digital communications.</li> <li>b. Directs personnel to complete redeployment requirements based on the Redeployment Movement Plan and higher HQ commander's instructions.</li> <li>c. Coordinates with S2/S3 or ITO to identify unit's SPOD requirements for returning equipment using analog and/or digital communications.</li> <li>d. Designates an Equipment Reception Team to receive vehicles and equipment at SPOD.</li> <li>e. Directs personnel to inventory, clean and inspect vehicles, equipment, weapons, sensitive items, and personal gear, as it is redeployed to home station.</li> <li>f. Coordinates with S4 for procedures to turn in float and replacement equipment using analog and/or digital communications.</li> <li>g. Coordinates with battalion commander and staff for guidance on reception activities using analog and/or digital communications.</li> <li>h. Approves after action reports.</li> <li>i. Briefs unit on reception activities.</li> <li>j. Enforces safety procedures IAW SOP and publications.</li> <li>k. Enforces environmental stewardship protection program procedures.</li> </ul> <p>2. UMO performs home station activities.</p> <ul style="list-style-type: none"> <li>a. Coordinates with ITO for transportation support.</li> <li>b. Briefs Equipment Reception Team Leader on SPOD requirements.</li> <li>c. Verifies that all DEL listed vehicles and equipment have been redeployed, by conducting physical inventory.</li> </ul>		

TASK STEPS AND PERFORMANCE MEASURES	GO	NO-GO
<p>d. Notifies commander of discrepancies in DEL, if necessary.                      e. Updates AUJEL, as required.</p> <p>3. Unit HQ performs home station personnel and administrative actions.                      a. Debriefs personnel IAW commander's instructions.                      b. Coordinates reception activities IAW commander's guidance.                      c. Consolidates unit after action reports.                      d. Prepares after action reports IAW the Redeployment Movement Plan and commander's instructions.                      e. Submits AAR to commander for approval.                      f. Distributes after action reports IAW the Redeployment Movement Plan and commander's instructions.                      g. Maintains after action reports and records IAW the Redeployment Movement Plan and commander's instructions.                      h. Identifies pending personnel actions of redeploying soldiers to determine if any unit and/or soldier actions (such as ratings, awards, financial actions, UCMJ actions, LOD investigations, physicals, and so on) are needed.</p> <p>4. Unit HQ performs home station supply activities.                      a. Turns in float and replacement equipment IAW commander's instructions.                      b. Inspects weapons, basic loads, and CTA items for accountability and serviceability.                      c. Enforces safety procedures IAW SOP and publications.                      d. Enforces environmental stewardship protection program procedures.</p> <p>* 5. Unit leaders supervise home station activities.                      a. Inspect vehicles, equipment, weapons, and personal gear for accountability compliance with the Redeployment Movement Plan, Maintenance SOP, and commander's instructions.                      b. Direct personnel, as required, to correct deficiencies in vehicles, equipment, weapons, and personal gear.                      c. Submit AAR to unit HQ IAW commander's instructions.                      d. Enforce safety procedures IAW SOP and publications.                      e. Enforce environmental stewardship protection program procedures.</p> <p>6. Equipment Reception Team Leader performs home station equipment reception activities.                      a. Coordinates with UMO or ITO for transportation support to SPOD.                      b. Briefs Equipment Reception Team on equipment reception schedule and requirements.                      c. Supervises movement to SPOD IAW UMO's instructions.</p> <p>7. Unit performs home station activities.                      a. Completes redeployment personnel and administrative requirements based on the Redeployment Movement Plan and commander's instructions.                      b. Inventories, cleans and inspects vehicles, equipment, weapons, and personal gear, IAW the Redeployment Movement Plan, Maintenance SOP and commander's instructions.                      c. Employs safety procedures IAW SOP and publications.                      d. Employs environmental stewardship protection program procedures.</p>		

TASK PERFORMANCE / EVALUATION SUMMARY BLOCK							
ITERATION	1	2	3	4	5	M	TOTAL
TOTAL TASK STEPS EVALUATED							
TOTAL TASK STEPS "GO"							
TRAINING STATUS "GO"/"NO-GO"							

"\*" indicates a leader task step.

**SUPPORTING INDIVIDUAL TASKS: NONE**

**SUPPORTING COLLECTIVE TASKS**

Task Number	Task Title	References
63-2-4809	Perform Sea Port of Embarkation Activities for Deployment	ARTEP 10-337-30-MTP
63-2-4810	Perform Aerial Port of Embarkation Activities for Deployment	ARTEP 10-337-30-MTP
63-2-4811	Perform Aerial Port of Debarkation Activities for Deployment	ARTEP 10-337-30-MTP

**OPFOR TASKS AND STANDARDS: NONE**



ARTEP 43-888-30-MTP

**ELEMENTS:** Company Headquarters  
 Battalion Maintenance Platoon Headquarters  
 Tech Supply Platoon Headquarters  
 Direct Support Maintenance Platoon Headquarters

**TASK:** Perform Sea Port of Debarkation Activities for Redeployment (63-2-4823)  
 (FM 100-17) (FM 3-100.4) (FM 4-30.3)  
 (TM 55-2200-001-12)

**ITERATION:** 1 2 3 4 5 M (Circle)  
**COMMANDER/LEADER ASSESSMENT:** T P U (Circle)

**CONDITIONS:** Unit equipment and supercargoes have arrived at the SPOD. The commander has designated an OIC/NCOIC to accompany the unit Equipment Reception Team to the SPOD holding area. The Equipment Reception Team has been trained and briefed on duties and responsibilities. The Redeployment Movement Plan is available. The unit has analog and/or digital communications with higher HQ. Higher HQ staff element is located in the SPOD to assist in coordinating SPOD activities. Transportation support is available. The PSA has coordinated for ship offloading and designated an area for equipment to be inventoried and inspected as it is offloaded. Rail and road MAs have been designated to prepare vehicles and equipment for movement. Sufficient railcars and vehicles are available to move the unit equipment and designated personnel to home station. SPOD activities are performed under all day or night environmental conditions. Some iterations of this task should be performed in MOPP4.

**TASK STANDARDS:** SPOD activities are performed IAW the Redeployment Movement Plan and PSA officials and commander's guidance.

**NOTE:** If SPOD is a military seaport, the commander may designate a Rail Loading Team Chief and Rail Loading Team to perform rail-loading activities.

TASK STEPS AND PERFORMANCE MEASURES	GO	NO-GO
* 1. Equipment Reception Team OIC/NCOIC directs SPOD activities. <ul style="list-style-type: none"> <li>a. Coordinates with higher HQ staff element and PSA officials upon arrival for USDA and customs inspections, location of holding and marshaling areas, maintenance support, movement, security, and other special APOD requirements using analog and/or digital communications.</li> <li>b. Coordinates with higher HQ S4 and/or PSA officials for life support for unit personnel while at the SPOD using analog and/or digital communications.</li> <li>c. Assembles Equipment Reception Team in holding area.</li> <li>d. Conducts acceptance inspection with PSA officials.</li> <li>e. Notifies higher HQ staff element OIC and S4 representative of missing or damaged equipment using analog and/or digital communications.</li> <li>f. Assumes custody of equipment and cargo IAW higher HQ staff personnel representatives and PSA officials' instructions.</li> <li>g. Coordinates with S2/S3 to verify arrangements for movement to home station using analog and/or digital communications.</li> <li>h. Verifies arrival of morale and welfare supercargoes personnel.</li> <li>i. Reestablishes accountability and responsibility for supercargoes.</li> <li>j. Directs Equipment Reception Team to proceed to convoy marshaling area, IAW S2/S3's instructions.</li> <li>k. Monitors preparation of equipment for road convoy or rail movement to ensure compliance with TSOP.</li> <li>l. Briefs Equipment Reception Team leaders on SPOD requirements.</li> </ul>		

TASK STEPS AND PERFORMANCE MEASURES	GO	NO-GO
<p>m. Briefs unit commander and higher HQ staff element OIC on SPOD activities, as required.</p> <p>n. Enforces safety procedures IAW SOP and publications.</p> <p>o. Enforces environmental protection program procedures.</p> <p>* 2. UMO supervises unit activities at SPOD.</p> <p>a. Coordinates with S4 representative to identify offloading schedules, location of holding and MAs, and other SPOD information-using analog and/or digital communications, as required.</p> <p>b. Briefs personnel on offloading schedules, location of MAs and USDA, customs, and other special SPOD requirements.</p> <p>c. Coordinates with S4 representative and/or PSA officials to identify loading plans, schedules, and sites for rail movement using analog and/or digital communications, if required.</p> <p>d. Provides rail-loading plans to Rail Loading Team Chief, if required.</p> <p>e. Monitors rail loading procedures to ensure compliance with PSA officials' instructions, if required.</p> <p>f. Monitors preparation of equipment for road convoy to ensure compliance with Movement Plan.</p> <p>g. Coordinates with S2/S3 representatives for convoy routes, maps, and timetable for road move to home station using analog and/or digital communications.</p> <p>h. Coordinates with S4 representatives for fuel and supplies for road move to home station using analog and/or digital communications.</p> <p>i. Briefs Equipment Reception Team on convoy requirements.</p> <p>j. Briefs commander on SPOD activities.</p> <p>k. Enforces safety procedures IAW SOP and publications.</p> <p>l. Enforces environmental stewardship protection program procedures.</p> <p>3. Supercargoes representative performs SPOD activities.</p> <p>a. Disembarks ship IAW vessel POC's instructions.</p> <p>b. Reports to customs inspection site IAW vessel POC's instructions.</p> <p>c. Reports to Equipment Reception Team OIC upon completion of customs inspection.</p> <p>4. Equipment Reception Team performs equipment reception activities.</p> <p>a. Offloads vehicles and equipment IAW PSA officials' instructions.</p> <p>b. Inspects equipment to ensure all equipment is offloaded and operational.</p> <p>c. Notifies UMO of deficiencies that cannot be corrected.</p> <p>d. Moves vehicles to USDA and customs inspection site(s) IAW UMO's instructions.</p> <p>e. Moves vehicles to rail loading site, if required.</p> <p>f. Performs rail-loading activities, if required.</p> <p>NOTE: See task steps 10 and 11 of Task 63-2-4818 for detailed rail loading procedures.</p> <p>g. Moves vehicles and cargo to SPOD rail or convoy MA.</p> <p>h. Reconfigures vehicles and cargo for road movement, as appropriate.</p> <p>i. Fuels vehicles for convoy to home station, if appropriate.</p> <p>j. Prepares convoy for movement to home station, if necessary.</p> <p>NOTE: See task steps two through five of Task 63-2-4807 for detailed convoy preparation procedures.</p> <p>k. Notifies commander when Equipment Reception Team is prepared to move.</p> <p>l. Employs safety procedures IAW SOP and publications.</p> <p>m. Employs environmental stewardship protection program procedures.</p>		

TASK PERFORMANCE / EVALUATION SUMMARY BLOCK							
ITERATION	1	2	3	4	5	M	TOTAL
TOTAL TASK STEPS EVALUATED							
TOTAL TASK STEPS "GO"							
TRAINING STATUS "GO"/"NO-GO"							

"\*" indicates a leader task step.

**SUPPORTING INDIVIDUAL TASKS: NONE**

**SUPPORTING COLLECTIVE TASKS**

<b>Task Number</b>	<b>Task Title</b>	<b>References</b>
63-2-4814	Perform Redeployment Human Resources Actions	ARTEP 10-337-30-MTP
63-2-4817	Perform Redeployment Maintenance Activities	ARTEP 10-337-30-MTP

**OPFOR TASKS AND STANDARDS**

**TASK:** Gather Intelligence (63-OPFOR-1008)

**CONDITION:** Small OPFOR elements, operating in the rear area, are planning attacks on enemy bases. Information is needed to complete plans.

**STANDARD:** 1. Identify all PIR and other intelligence requirements. 2. Pass through any outpost, defensive wire, or warning devices undetected. 3. Move to an OP that offers cover and concealment and is close enough to gather PIR and other intelligence requirements. 4. Gather all PIR and other intelligence requirements. 5. Withdraw from area undetected. 6. Report all information to OPFOR HQ.

**ELEMENTS:** Company Headquarters  
 Battalion Maintenance Platoon Headquarters  
 Tech Supply Platoon Headquarters  
 Direct Support Maintenance Platoon Headquarters

**TASK:** Perform Demobilization Station Activities (63-2-4824)  
 (FM 100-17) (AR 220-10) (AR 700-84)

**ITERATION:** 1 2 3 4 5 M (Circle)  
**COMMANDER/LEADER ASSESSMENT:** T P U (Circle)

**CONDITIONS:** The unit has redeployed to CONUS via airlift and arrived at the designated demobilization station via prearranged transportation. APOD activities (see 63-2-4821) have been completed. The higher HQ has an advance party at the demobilization station to assist in coordinating demobilization activities. Transportation support is available. The Redeployment Movement Plan and port call message are available. The unit has a trained officer and/or NCO appointed as UMO and alternate UMO. The unit is deploying as part of a higher HQ redeployment. Demobilization station activities are performed under all day or night environmental conditions. Some iterations of this task should be performed in MOPP4.

**TASK STANDARDS:** Demobilization station activities are performed IAW the Redeployment Movement Plan and higher HQ guidance.

TASK STEPS AND PERFORMANCE MEASURES	GO	NO-GO
<p>* 1. Commander directs demobilization station activities.</p> <ul style="list-style-type: none"> <li>a. Verifies accountability of personnel, weapons, and equipment.</li> <li>b. Notifies higher HQ advance party representative that the unit has arrived at the demobilization station.</li> <li>c. Directs unit HQ to coordinate with demobilization station operations section to verify life support for unit personnel, processing schedules, procedures, and requirements.</li> <li>d. Briefs unit on demobilization station duties and responsibilities.</li> <li>e. Directs convoy preparation activities.</li> <li>f. Verifies unit personnel have been fully briefed on entitlements.</li> <li>g. Verifies unit has completed reverse SRP process or verified arrangements for holdover personnel.</li> <li>h. Coordinates with higher HQ staff elements and rear detachment, if applicable, on status of welcome home activities at home station.</li> <li>i. Verifies unit convoy is prepared to cross SP, if applicable.</li> <li>j. Briefs the higher HQ commander or designated representative on status of demobilization station activities.</li> <li>k. Enforces safety procedures IAW SOP and publications.</li> <li>l. Monitors environmental stewardship protection program procedures.</li> </ul> <p>* 2. UMO supervises demobilization station movement activities.</p> <ul style="list-style-type: none"> <li>a. Prepares and/or updates movement plans for all modes of transportation.</li> <li>b. Coordinates with S4 and/or AACG officials for transportation, maintenance, logistics, and other support, as required.</li> <li>c. Coordinates with S2/S3 representative, PMCT, or AACG to verify movement schedules, procedures, and requirements.</li> <li>d. Supervises off-loading and staging of unit vehicles IAW AACG guidance, if applicable.</li> <li>e. Coordinates with S2/S3 representative for convoy clearance.</li> </ul>		

TASK STEPS AND PERFORMANCE MEASURES	GO	NO-GO
<p>f. Supervises preparation of convey for movement to home station, if necessary.</p> <p>g. Enforces safety procedures IAW SOP and publications.</p> <p>NOTE: See task steps two through five of Task 63-2-4808 for detailed convoy preparation procedures.</p> <p>h. Enforces environmental stewardship protection program procedures.</p> <p>3. Unit HQ supervises demobilization station activities.</p> <p>a. Establishes accountability of personnel, weapons, and equipment.</p> <p>b. Verifies life support and logistical support for unit personnel with demobilization station staff elements.</p> <p>c. Directs unit to secure weapons, sensitive items, and classified documents in their respective secure storage site(s).</p> <p>d. Directs unit to report to designated location for reverse SRP briefing.</p> <p>e. Monitors reverse SRP for unit personnel to resolve problems if they occur.</p> <p>f. Verifies unit personnel have completed all reverse SRP stations, as necessary.</p> <p>g. Verifies transportation arrangements for all unit personnel.</p> <p>h. Enforces safety procedures IAW SOP and publications.</p> <p>i. Enforces environmental stewardship protection program procedures.</p> <p>4. Unit performs demobilization station activities.</p> <p>a. Assembles in designated location for reverse SRP briefings.</p> <p>b. Performs reverse SRP activities, as directed.</p> <p>c. Prepares for departure via convoy and/or government transportation to home station.</p> <p>d. Prepares convoy for movement to home station, if necessary.</p> <p>NOTE: See steps two through five of Task 63-2-4808 for detailed convoy preparation.</p> <p>e. Loads baggage on transportation for movement to home station, as directed.</p> <p>f. Boards transportation for movement to home station, as directed.</p> <p>g. Employs safety procedures IAW SOP and publications.</p> <p>h. Employs environmental stewardship protection program procedures.</p>		

TASK PERFORMANCE / EVALUATION SUMMARY BLOCK							
ITERATION	1	2	3	4	5	M	TOTAL
TOTAL TASK STEPS EVALUATED							
TOTAL TASK STEPS "GO"							
TRAINING STATUS "GO"/"NO-GO"							

"\*\*" indicates a leader task step.

**SUPPORTING INDIVIDUAL TASKS: NONE**

**SUPPORTING COLLECTIVE TASKS**

Task Number	Task Title	References
63-2-4822	Perform Home Station Activities	ARTEP 10-337-30-MTP

**OPFOR TASKS AND STANDARDS: NONE**

**ELEMENT:** Company Headquarters

**TASK:** Conduct Integration Activities (63-2-4825)  
 (FM 100-17-3) (AR 220-1) (AR 710-2)  
 (FM 100-17) (FM 20-3) (FM 21-10)  
 (FM 4-30.3) (FM 55-65)

**ITERATION:** 1 2 3 4 5 M (Circle)

**COMMANDER/LEADER ASSESSMENT:** T P U (Circle)

**CONDITIONS:** The unit is in the process of deploying following receipt of an OPORD. The unit has arrived at the POD, moved through the designated staging site, and has closed in the TAA. Prior to onward movement from the staging area, the unit verified that it met mission readiness criteria. The unit initiates command and control procedures with the gaining command. The unit security plan, unit access rosters, TSOP, and current maps are available. The unit is deploying as part of a higher echelon deployment. Integration activities are performed under all day or night environmental conditions. Some iterations of this task should be performed in MOPP4.

**TASK STANDARDS:** Personnel and equipment are combat ready and integrated into the operational mission of the gaining tactical force commander.

TASK STEPS AND PERFORMANCE MEASURES	GO	NO-GO
<p>* 1. Gaining Commander supervises integration activities.</p> <ul style="list-style-type: none"> <li>a. Directs communications link-up into gaining command net.</li> </ul> <p>NOTE: Communications link-up will be performed through analog and/or digital means, if so equipped.</p> <ul style="list-style-type: none"> <li>b. Directs unit to occupy area designated by gaining command.</li> <li>c. Directs unit HQ to integrate unit security plan into gaining command's operational force protection measures.</li> <li>d. Directs unit HQ to integrate into the gaining command's CSS system.</li> <li>e. Directs unit HQ to submit reports IAW gaining command SOP/OPLANs.</li> </ul> <p>NOTE: Unit HQ will use analog and/or digital communications, wire or messenger to submit reports.</p> <p>2. Unit HQ completes integration actions.</p> <ul style="list-style-type: none"> <li>a. Enters tactical communications net.</li> </ul> <p>NOTE: Unit HQ will enter analog and/or digital communications nets, if so equipped.</p> <ul style="list-style-type: none"> <li>b. Integrates unit into TAA security plan.</li> <li>c. Clarifies operational mission parameters with S2/S3.</li> <li>d. Submits required reports to gaining command.</li> </ul> <p>NOTE: Unit HQ will submit reports using analog and/or digital communications.</p> <ul style="list-style-type: none"> <li>e. Conducts training as directed by gaining command.</li> <li>f. Coordinates support requirements with gaining command.</li> </ul> <p>NOTE: Unit HQ will submit reports using analog and/or digital communications.</p> <ul style="list-style-type: none"> <li>g. Establishes direct support relationships with various support elements in the support structure to include supply, services, maintenance, and medical.</li> <li>h. Assumes missions as directed by gaining command.</li> </ul>		

TASK PERFORMANCE / EVALUATION SUMMARY BLOCK							
ITERATION	1	2	3	4	5	M	TOTAL
TOTAL TASK STEPS EVALUATED							
TOTAL TASK STEPS "GO"							
TRAINING STATUS "GO"/"NO-GO"							

"\*" indicates a leader task step.

**SUPPORTING INDIVIDUAL TASKS: NONE**

**SUPPORTING COLLECTIVE TASKS**

<b>Task Number</b>	<b>Task Title</b>	<b>References</b>
63-2-4811	Perform Aerial Port of Debarkation Activities for Deployment	ARTEP 10-337-30-MTP
63-2-4813	Prepare Equipment Reception Team for Tactical Road March	ARTEP 10-337-30-MTP

**OPFOR TASKS AND STANDARDS: NONE**

- ELEMENTS:** Company Headquarters  
 Battalion Maintenance Platoon Headquarters  
 Battalion Maintenance Section  
 Maintenance Control Section  
 Tech Supply Platoon Headquarters  
 Shipping / Receiving Section  
 Storage / Issue Section  
 RX / QSS Section  
 Direct Support Maintenance Platoon Headquarters  
 Automotive / Track Vehicle Repair Section  
 Service / Recovery Section  
 Ground Support Equipment Repair Section  
 Armament Repair Section  
 Communications / Electronics Repair Section  
 Cavalry System Support Team

**TASK:** Conduct Staging Activities (63-2-4826)  
 (FM 100-17-3) (AR 220-1) (FM 100-17)  
 (FM 20-3) (FM 21-10) (FM 3-100.4)  
 (FM 3-4) (FM 4-30.3)

**ITERATION:** 1 2 3 4 5 M (Circle)  
**COMMANDER/LEADER ASSESSMENT:** T P U (Circle)

**CONDITIONS:** The unit is in the process of deploying to a theater of operations following receipt of an OPORD. The unit has arrived in-theater at the APOD and has moved to the TSB for reuniting with unit equipment. The unit's Equipment Reception Team has just arrived at the TSB from the SPOD with unit equipment. The unit movement plan, security plan, unit access rosters, TSOP, and current maps are available. The unit has a trained officer NCO appointed as UMO and alternate UMO. The unit is deploying as part of a higher echelon deployment. Staging activities are performed under all day or night environmental conditions. Some iterations of this task should be performed in MOPP4.

**TASK STANDARDS:** Personnel and equipment are mission capable, configured for the specific mission, and prepared for onward movement to the TAA.

**NOTE:** Since staging bases is not always available, units should be prepared to move directly to the TAA or into their AO from the port staging area. When this is necessary, the marshaling/staging functions are performed in a designated staging area in the vicinity of the port.

TASK STEPS AND PERFORMANCE MEASURES	GO	NO-GO
* 1. Commander supervises staging activities. <ul style="list-style-type: none"> <li>a. Directs unit leaders to account for unit personnel and equipment.</li> <li>b. Stages unit personnel and equipment in preparation for onward movement.</li> <li>c. Notifies command and control element of the TSB of unit arrival.</li> <li>d. Files initial unit status report as directed.</li> <li>e. Conducts threat brief for all soldiers.</li> <li>f. Conducts rules of engagement brief.</li> <li>g. Directs movement planning.</li> <li>h. Prepares unit for mission.</li> <li>i. Receives daily situational briefings from higher HQ or TSB command and control element.</li> <li>j. Briefs higher HQ or TSB command and control element on status of unit.</li> <li>k. Notifies TSB when readiness is achieved.</li> </ul>		



TASK STEPS AND PERFORMANCE MEASURES	GO	NO-GO
<ul style="list-style-type: none"> <li data-bbox="285 243 1117 275">l. Monitors environmental stewardship protection program procedures.</li> <li data-bbox="220 296 672 327">2. Unit performs marshalling activities.                             <ul style="list-style-type: none"> <li data-bbox="285 327 639 359">a. Establishes command post.</li> <li data-bbox="285 359 911 390">b. Verifies accountability of personnel and equipment.</li> <li data-bbox="285 390 1117 422">c. Coordinates with TSB command and control element for life support.</li> <li data-bbox="285 422 1195 474">d. Provides information concerning staging area activities based on TSB SOP to element leaders.</li> <li data-bbox="285 474 894 506">e. Conducts risk assessment for onward movement.</li> <li data-bbox="285 506 1187 558">f. Establishes communications with TSB command and control element and higher-level commands.</li> <li data-bbox="285 558 1097 590">g. Establishes training objectives to be completed in the staging area.</li> <li data-bbox="285 590 919 621">h. Verifies routes of march and support arrangements.</li> <li data-bbox="285 621 1032 653">i. Reports incremental buildup of combat power IAW TSB SOP.</li> <li data-bbox="285 653 1089 684">j. Conducts daily meetings with TSB command and control element.</li> <li data-bbox="285 684 1117 716">k. Monitors environmental stewardship protection program procedures.</li> </ul> </li> <li data-bbox="188 747 699 779">* 3. Unit performs premovement activities.                             <ul style="list-style-type: none"> <li data-bbox="285 779 1073 810">a. Stages equipment in correct configuration for onward movement.</li> <li data-bbox="285 810 1179 863">b. Plans onward movement to the TAA or location designated by the gaining command.</li> <li data-bbox="285 863 959 894">c. Coordinates with PMCT or MCT for onward movement.</li> <li data-bbox="285 894 886 926">d. Prepares vehicles and equipment for movement.</li> <li data-bbox="285 926 894 957">e. Verifies equipment is properly loaded on vehicles.</li> <li data-bbox="285 957 919 989">f. Identifies convoy support centers on route of march.</li> <li data-bbox="285 989 626 1020">g. Prepares movement order.</li> <li data-bbox="285 1020 602 1052">h. Briefs convoy personnel.</li> <li data-bbox="285 1052 675 1083">i. Verifies SP time is established.</li> <li data-bbox="285 1083 967 1115">j. Monitors environmental protection program procedures.</li> </ul> </li> <li data-bbox="220 1136 634 1167">4. Unit conducts logistics activities.                             <ul style="list-style-type: none"> <li data-bbox="285 1167 935 1199">a. Verifies life support needs are met for unit personnel.</li> <li data-bbox="285 1199 1195 1251">b. Performs maintenance activities to ensure all equipment is serviceable and operational, to include refueling and maintenance checks and services.</li> <li data-bbox="285 1251 870 1283">c. Uploads equipment and supplies onto vehicles.</li> <li data-bbox="285 1283 594 1314">d. Inventories all property.</li> <li data-bbox="285 1314 586 1346">e. Identifies all shortages.</li> <li data-bbox="285 1346 691 1377">f. Signs hand receipts, as needed.</li> <li data-bbox="285 1377 724 1409">g. Maintains personnel accountability.</li> <li data-bbox="285 1409 1130 1461">h. Draws basic loads of Class I, II, III, IV, V, VI, VIII, and IX and maps as needed.</li> <li data-bbox="285 1461 773 1493">i. Initiates security measures as directed.</li> <li data-bbox="285 1493 618 1524">j. Performs force protection.</li> <li data-bbox="285 1524 659 1556">k. Conducts training, as needed.</li> <li data-bbox="285 1556 1065 1587">l. Conducts test driving, bore sighting, range activities, as directed.</li> <li data-bbox="285 1587 1114 1619">m. Employs environmental stewardship protection program procedures.</li> </ul> </li> </ul>		

TASK PERFORMANCE / EVALUATION SUMMARY BLOCK							
ITERATION	1	2	3	4	5	M	TOTAL
TOTAL TASK STEPS EVALUATED							
TOTAL TASK STEPS "GO"							
TRAINING STATUS "GO"/"NO-GO"							

"\*" indicates a leader task step.

**SUPPORTING INDIVIDUAL TASKS: NONE**

**SUPPORTING COLLECTIVE TASKS**

Task Number	Task Title	References
63-2-4811	Perform Aerial Port of Debarkation Activities for Deployment	ARTEP 10-337-30-MTP
63-2-4812	Perform Sea Port of Debarkation Activities for Deployment	ARTEP 10-337-30-MTP

**OPFOR TASKS AND STANDARDS: NONE**

ARTEP 43-888-30-MTP

- ELEMENTS:** Company Headquarters  
 Battalion Maintenance Platoon Headquarters  
 Battalion Maintenance Section  
 Maintenance Control Section  
 Tech Supply Platoon Headquarters  
 Shipping / Receiving Section  
 Storage / Issue Section  
 RX / QSS Section  
 Direct Support Maintenance Platoon Headquarters  
 Automotive / Track Vehicle Repair Section  
 Service / Recovery Section  
 Ground Support Equipment Repair Section  
 Armament Repair Section  
 Communications / Electronics Repair Section  
 Cavalry System Support Team

**TASK:** Take Active Air Defense Measures Against Hostile Aircraft (63-2-4308)  
 (FM 44-8) (FM 3-4) (FM 3-5)  
 (FM 44-80) (STP 21-1-SMCT) (STP 21-24-SMCT)

**ITERATION:** 1 2 3 4 5 M (Circle)

**COMMANDER/LEADER ASSESSMENT:** T P U (Circle)

**CONDITIONS:** The unit received an early warning of unknown or hostile aircraft in the area. The unit is tactically deployed supporting combat operations. The unit has analog and/or digital communications with higher HQ. Higher HQ OPORD, the unit TSOP, and higher HQ TSOP are available. Weapon control status is "WEAPONS HOLD." An air attack has caused casualties and damage to the operating area and facilities. This task is performed under all day or night environmental conditions. The unit is subject to air, NBC, and all levels of threat force attacks. Some iterations of this task should be performed in MOPP4.

**TASK STANDARDS:** Unit repulses attacking aircraft. At MOPP4, air search, aircraft engagement, and post-attack activities are significantly degraded due to protective clothing and eye-lens distortion.

TASK STEPS AND PERFORMANCE MEASURES	GO	NO-GO
1. Unit personnel employ preparatory measures before engaging hostile aircraft. <ul style="list-style-type: none"> <li>a. Alert all personnel of the presence of hostile aircraft using analog and/or digital communications and local alarms if situation permits.</li> <li>b. Occupy predesignated fighting positions and field fortifications.</li> <li>c. Search assigned sector for approaching aircraft.</li> <li>d. Identify threat aircraft visually.</li> <li>e. Report all aircraft actions to S3 Section using analog and/or digital communications.</li> <li>f. Prepare personnel to fire on orders of senior individual present or automatically return fire, if fired upon by aircraft.</li> </ul> 2. Unit engages hostile aircraft. <ul style="list-style-type: none"> <li>a. Places weapon on highest rate of fire.</li> <li>b. Selects proper aim point for type of aircraft and direction of flight.</li> <li>c. Engages hostile aircraft with all available small arms until destroyed or warded off.</li> </ul> * 3. Commander and leaders supervise post attack activities. <ul style="list-style-type: none"> <li>a. Give "All Clear" signal when hostile aircraft have departed the area.</li> </ul>		

TASK STEPS AND PERFORMANCE MEASURES	GO	NO-GO
b. Forward damage report and personnel status report to S1 Section using analog and/or digital communications. c. Submit personnel SITREP to S1 Section using analog and/or digital communications, including casualty forms within 24 hours.. d. Coordinate casualty treatment and evacuation with S1 Section using analog and/or digital communications. e. Direct clearing of mission-hindering destroyed supplies and equipment. f. Coordinate changes or delays to support plan caused by air attack with support operations section, battalion support operations section and supported maneuver battalion S4 Section using analog and/or digital communications. g. Coordinate replacement of personnel with the S1 Section using analog and/or digital communications. h. Coordinate replacement of equipment with S4 Section using ULLS-G to request repair parts and ULLS-S4 to request equipment replacements. i. Direct unit to continue assigned mission.  4. Unit personnel perform post-attack activities. a. Treat casualties. NOTE: See Task 08-2-0003.63-0001 for detailed treatment procedures. b. Report casualties to CP using analog and/or digital communications or messenger. c. Transport casualties. NOTE: See Task 63-2-4316 for detailed transportation procedures. d. Reconstruct damaged fighting positions and field fortifications.		

TASK PERFORMANCE / EVALUATION SUMMARY BLOCK							
ITERATION	1	2	3	4	5	M	TOTAL
TOTAL TASK STEPS EVALUATED							
TOTAL TASK STEPS "GO"							
TRAINING STATUS "GO"/"NO-GO"							

"\*" indicates a leader task step.

**SUPPORTING INDIVIDUAL TASKS: NONE**

**SUPPORTING COLLECTIVE TASKS**

Task Number	Task Title	References
63-2-4011	Set Up Unit Defense	ARTEP 10-337-30-MTP
63-2-4016	Employ Operations Security Measures	ARTEP 10-337-30-MTP
63-2-4306	Employ Physical Security Measures	ARTEP 10-337-30-MTP

**OPFOR TASKS AND STANDARDS**

**TASK:** Conduct Air Attacks (63-OPFOR-1006)

**CONDITION:** OPFOR elements in the rear area have forwarded the positions of enemy support sites and/or the locations of road march elements to OPFOR HQ. OPFOR aircraft have been dispatched to attack enemy installations or convoys.

**STANDARD:** 1. Locate command and control site(s) or convoys. 2. Conduct attack runs on designated target(s). 3. Destroy enemy equipment, supplies, vehicles, and personnel.

- ELEMENTS:** Company Headquarters  
 Battalion Maintenance Platoon Headquarters  
 Battalion Maintenance Section  
 Maintenance Control Section  
 Tech Supply Platoon Headquarters  
 Shipping / Receiving Section  
 Storage / Issue Section  
 RX / QSS Section  
 Direct Support Maintenance Platoon Headquarters  
 Automotive / Track Vehicle Repair Section  
 Service / Recovery Section  
 Ground Support Equipment Repair Section  
 Armament Repair Section  
 Communications / Electronics Repair Section  
 Cavalry System Support Team

**TASK:** Cross a Radiologically Contaminated Area (63-2-4005)  
 (FM 3-3) (FM 3-4) (STP 21-1-SMCT)  
 (STP 21-24-SMCT)

**ITERATION:** 1M 2M 3M 4M 5M (Circle)

**COMMANDER/LEADER ASSESSMENT:** T P U (Circle)

**CONDITIONS:** Orders are received from higher HQ staff element to cross a radiologically contaminated area. The unit has analog and/or digital communications with higher HQ. The higher HQ OPORD, the unit TSOP, and higher HQ TSOP are available. The unit is conducting a tactical road march. NBC reconnaissance, survey, and survey control teams have been designated. The location of the contaminated area has been identified. The area cannot be bypassed without unacceptable delay to the move. Higher HQ staff element coordinates for additional NBC decontamination support. Assembly areas may be in concealed locations or alongside roads as the tactical situation dictates. This task is performed under all day or night environmental conditions. The unit is subject to air, NBC, and ground Level I threat forces attack. This task is always performed in MOPP4.

**TASK STANDARDS:** Unit crosses contaminated area by shortest route possible. At MOPP4, performance degradation factors increase time required to cross contaminated area.

TASK STEPS AND PERFORMANCE MEASURES	GO	NO-GO
1. Leading convoy element employs immediate protective measures. <ul style="list-style-type: none"> <li>a. Covers nose and mouth with handkerchief or clean rag.</li> <li>b. Dons designated MOPP gear to reduce skin exposure.</li> <li>c. Covers all equipment, munitions, fuel, and water containers.</li> <li>d. Zeros dosimeters.</li> <li>e. Wears individual dosimeters (selected personnel).</li> <li>f. Performs basic soldier skill decontamination.</li> <li>g. Occupies closed vehicles (nonessential personnel).</li> </ul> * 2. March commander relays NBC information to convoy elements. <ul style="list-style-type: none"> <li>a. Plots contamination area on map overlay(s).</li> <li>b. Notifies all march elements of reported location and type of contamination using analog and/or digital communications.</li> <li>c. Designates assembly area(s) for convoy elements to complete preparations to cross area.</li> <li>d. Directs required protective measures and MOPP level for assembly area(s).</li> </ul>		

TASK STEPS AND PERFORMANCE MEASURES	GO	NO-GO
<p>e. Reports locations of assembly area(s), halt time, and tentative resumption time to the higher HQ staff element using analog and/or digital communications.</p> <p>f. Forwards NBC 4 nuclear reports to the higher HQ staff element using analog and/or digital communications.</p> <p>g. Directs recording of dose rates IAW time intervals established in the TSOP.</p> <p>3. March elements occupy assembly area(s).</p> <p>a. Move into assembly area without stopping on the route of march.</p> <p>b. Establish perimeter security with 360-degree surveillance and crew-served weapons positioned along likely avenues of approach.</p> <p>c. Employ camouflage and concealment techniques with emphasis on overhead concealment, mirrors, and windshields.</p> <p>d. Perform during-operations PMCS IAW applicable TM.</p> <p>4. Designated personnel perform monitoring activities.</p> <p>a. Record dose rates IAW time intervals specified in the TSOP.</p> <p>NOTE: During actual fallout, dose rates must be recorded at a minimum of every 15 minutes.</p> <p>b. Establish correlation factor.</p> <p>c. Record correlation factor.</p> <p>d. Report correlation factor figures to the unit defense team.</p> <p>e. Record dose rate at 30-minute intervals after peak dose rate has been reported.</p> <p>* 5. March commander organizes radiological reconnaissance team(s).</p> <p>a. Identifies possible routes through contaminated area by map reconnaissance.</p> <p>b. Tasks convoy elements for vehicles, personnel, and equipment.</p> <p>c. Prepares overlays and/or strip maps to guide reconnaissance team(s) on assigned routes.</p> <p>d. Briefs reconnaissance team(s) on route, mission, and reporting procedures.</p> <p>* 6. March commander selects a crossing route.</p> <p>a. Employs correlation factor to determine ground dose rates from reconnaissance survey reports.</p> <p>b. Identifies contamination levels for tentative routes from NBC 5 report and/or radiological survey reports.</p> <p>c. Forwards radiological survey data to higher HQ staff element using analog and/or digital communications.</p> <p>d. Establishes new exposure limits from OEG based on survey reports and in coordination with the higher HQ staff element.</p> <p>e. Selects best route that reduces exposure and permits the fastest travel based on METT-TC.</p> <p>f. Requests route clearance and approval from higher HQ staff element using analog and/or digital communications.</p> <p>* 7. March commander supervises crossing preparation activities.</p> <p>a. Maintains situational awareness at all times using analog and/or digital communications.</p> <p>b. Assigns crossing time(s) for all convoy elements.</p> <p>c. Assigns assembly area location(s) for all convoy elements on the other side of the contaminated area for hasty decontamination.</p> <p>d. Directs placement of extra shielding consistent with available materials.</p> <p>e. Directs precautionary measures and MOPP level required for crossing.</p>		

TASK STEPS AND PERFORMANCE MEASURES	GO	NO-GO
<p>f. Coordinates Call For Support with higher HQ staff element for hasty and deliberate decontamination support using analog and/or digital communications.</p> <p>8. NBC reconnaissance team(s) conducts a radiological route survey.</p> <ol style="list-style-type: none"> <li>a. Employ MOPP level 4.</li> <li>b. Employ additional shielding for non-armored vehicles.</li> <li>c. Inspect serviceability of all radiacmeters and other reconnaissance equipment.</li> <li>d. Plot checkpoints and distance intervals along route on overlays, based on tactical situation and time available.</li> <li>e. Employ radiacmeters and dosimeters to measure dose-rate readings inside the vehicle(s) at selected intervals between the checkpoints along the route.</li> <li>f. Employ radiacmeters to measure dose-rate readings outside the vehicle(s) to determine the correlation factor.</li> <li>g. Report survey data to convoy commander using analog and/or digital communications or radio.</li> <li>h. Place entrance markers at boundary of contaminated area.</li> </ol> <p>NOTE: Markers should face away from the contaminated area in order to facilitate identification by convoy lead vehicle.</p> <ol style="list-style-type: none"> <li>i. Report location of contaminated areas to convoy commander via NBC 4 nuclear report format.</li> <li>j. Report reading, time, and location of contamination detection to the higher HQ staff element using analog and/or digital communications.</li> <li>k. Terminate radiological survey activities when turnback dose or turnback dose rate is reached, or when the specified area has been reconnoitered.</li> </ol> <p>9. Unit prepares to cross contaminated area.</p> <ol style="list-style-type: none"> <li>a. Employs MOPP level 4.</li> <li>b. Employs equipment and cargo protection measures.</li> <li>c. Closes all air vents and windows on vehicles.</li> <li>d. Employs extra shielding for non-armored vehicles.</li> </ol> <p>10. Unit crosses contaminated area.</p> <ol style="list-style-type: none"> <li>a. Follows route as marked by reconnaissance party or by overlay.</li> <li>b. Employs precautions that reduce dust.</li> <li>c. Avoids low ground, overhead branches, and heavy brush.</li> <li>d. Moves as quickly as possible across contaminated area without unnecessary halts and delays.</li> <li>e. Verifies that all vehicles have crossed the contaminated area and are out of the affected area before stopping.</li> <li>f. Forwards crossing report to march commander using analog and/or digital communications.</li> </ol> <p>*11. March commander supervises crossing of contaminated area.</p> <ol style="list-style-type: none"> <li>a. Establishes extended interval or staggered parallel routes to minimize radioactive dust pickup.</li> <li>b. Monitors convoy elements crossings to ensure compliance with TSOP.</li> <li>c. Maintains communications with all march elements during crossing using analog and/or digital communications.</li> <li>d. Directs dropping of all expendable covering materials at the edge of the contaminated area.</li> <li>e. Forwards crossing report to the higher HQ staff element when all convoy elements have crossed the contaminated area using analog and/or digital communications.</li> </ol>		



TASK STEPS AND PERFORMANCE MEASURES	GO	NO-GO
<p>*12. March commander supervises decontamination measures.</p> <ul style="list-style-type: none"> <li>a. Identifies level of decontamination required in coordination with higher HQ staff element.</li> <li>b. Directs implementation of basic soldier skill decontamination based on level of contamination, weather, and tactical situation.</li> <li>c. Directs implementation of hasty decontamination based on level of contamination, weather, and the tactical situation.</li> <li>d. Enforces OPSEC measures during decontamination operations.</li> <li>e. Records radiation level readings from selected personnel wearing dosimeters.</li> <li>f. Forwards radiation exposure status to higher HQ staff element using analog and/or digital communications.</li> <li>g. Coordinates Call For Support for detailed decontamination support with higher HQ staff using analog and/or digital communications.</li> <li>h. Monitors personnel for symptoms of radiation sickness.</li> </ul> <p>13. Unit performs radiological decontamination.</p> <ul style="list-style-type: none"> <li>a. Locates radiological contamination using unit radiacmeter.</li> <li>b. Performs personal wipedown technique on individual equipment within 15 minutes of contamination by brushing, scraping, or shaking dry contaminant from equipment, if possible.</li> <li>c. Washes exposed area of skin with soap and water.</li> <li>d. Wipes off mask, hood, helmet, gloves, footwear covers, and other personal equipment with soapy water.</li> <li>e. Disposes of contaminated dust and articles IAW prescribed techniques in higher HQ OPORD and the battalion and unit TSOP.</li> <li>f. Measures level of residual radiation using radiacmeters to determine if contamination is negligible.</li> <li>g. Assists in hasty decontamination of equipment (vehicle washdown).</li> <li>h. Conducts deliberate decontamination.</li> <li>i. Constructs sumps and runoff ditches to control contaminated drainage.</li> </ul> <p>*14. March commander coordinates resumption of road march.</p> <ul style="list-style-type: none"> <li>a. Designates SP location and times for all convoy elements.</li> <li>b. Reschedules checkpoint and RP crossing times in coordination with higher HQ staff element.</li> <li>c. Provides new march instructions to all convoy elements.</li> <li>d. Directs covering and marking of contaminated runoff areas.</li> <li>e. Affixes locations of contaminated runoff areas on map overlay(s).</li> <li>f. Forwards march resumption reports to the higher HQ staff element using analog and/or digital communications.</li> </ul> <p>15. Unit performs march resumption activities.</p> <ul style="list-style-type: none"> <li>a. Covers areas used for decontamination.</li> <li>b. Marks entrance and exit to contaminated area.</li> <li>c. Records radiation dose readings of areas used for decontamination operations.</li> <li>d. Crosses new SP at time prescribed by the convoy commander.</li> </ul>		

TASK PERFORMANCE / EVALUATION SUMMARY BLOCK							
ITERATION	1M	2M	3M	4M	5M		TOTAL
TOTAL TASK STEPS EVALUATED							
TOTAL TASK STEPS "GO"							
TRAINING STATUS "GO"/"NO-GO"							

"\*" indicates a leader task step.

**SUPPORTING INDIVIDUAL TASKS: NONE**

**SUPPORTING COLLECTIVE TASKS**

Task Number	Task Title	References
63-2-4001	Plan Unit Move	ARTEP 10-337-30-MTP
63-2-4002	Prepare Unit to Move	ARTEP 10-337-30-MTP

**OPFOR TASKS AND STANDARDS**

**TASK:** Disrupt Enemy Movement and Operations using Persistent and Non-Persistent Chemical Weapons (63-OPFOR-1001)

**CONDITION:** OPFOR units deliver chemical agents by means of conventional artillery weapons or aircraft along selected routes and key bases in the rear area.

**STANDARD:** 1. Deliver chemical agents in low lying and/or densely wooded areas. 2. Delay movement of enemy supplies and equipment to forward areas by disrupting C2 system. 3. Restrict enemy units movement in rear area. 4. Channel movement into predesignated ambush areas. 5. Contaminate enemy supplies and equipment. 6. Inflict casualties on enemy forces.

ARTEP 43-888-30-MTP

- ELEMENTS:** Company Headquarters  
 Battalion Maintenance Platoon Headquarters  
 Battalion Maintenance Section  
 Maintenance Control Section  
 Tech Supply Platoon Headquarters  
 Shipping / Receiving Section  
 Storage / Issue Section  
 RX / QSS Section  
 Direct Support Maintenance Platoon Headquarters  
 Automotive / Track Vehicle Repair Section  
 Service / Recovery Section  
 Ground Support Equipment Repair Section  
 Armament Repair Section  
 Communications / Electronics Repair Section  
 Cavalry System Support Team

**TASK:** Defend Convoy Elements (63-2-4006) (FM 44-8)  
 (FM 55-30) (FM 3-4)  
 (STP 21-1-SMCT) (STP 21-24-SMCT)

**ITERATION:** 1 2 3 4 5 M (Circle)

**COMMANDER/LEADER ASSESSMENT:** T P U (Circle)

**CONDITIONS:** Threat forces attack the march column. The unit has analog and/or digital communications with higher HQ. The higher HQ OPORD with all annexes and overlays, unit TSOP, and higher HQ TSOP are available. The unit is conducting a tactical road march. CAS sorties and indirect fire support have been allocated, but with low priority. Pyrotechnics are available for signaling and marking locations. This task is conducted under all day or night environmental conditions. The threat is capable of launching air, NBC, and ground Level I threat forces attack. Some iterations of this task should be performed in MOPP4. Some iterations of this task should be performed in MOPP4.

**TASK STANDARDS:** Attacks are repelled by proper immediate action techniques, and march is resumed IAW TSOP and movement order. At MOPP4, performance degradation factors increase response times.

TASK STEPS AND PERFORMANCE MEASURES	GO	NO-GO
* 1. Convoy commander supervises reaction to sniper fire. <ul style="list-style-type: none"> <li>a. Locates approximate location of sniper incident on map from convoy element reports using analog and/or digital communications or individual reports.</li> <li>b. Identifies whether area is a free fire zone or restricted fire zone.</li> <li>c. Authorizes return fire only if sniper(s) are located.</li> <li>d. Directs march elements to increase march speed and interval between vehicles until they have cleared the area using analog and/or digital communications or visual signals.</li> <li>e. Provides instructions to follow-on convoy elements using analog and/or digital communications.</li> <li>f. Forwards incident report to higher HQ staff element using analog and/or digital communications.</li> </ul> 2. Unit takes action against sniper fire. <ul style="list-style-type: none"> <li>a. Maintains situational awareness using analog and/or digital communications.</li> </ul>		

TASK STEPS AND PERFORMANCE MEASURES	GO	NO-GO
<p>b. Reports sniper fire to convoy commander immediately upon contact.</p> <p>c. Returns fire immediately that kills snipers or suppresses their fire (designated personnel only).</p> <p>d. Increases column rate of march and vehicle interval.</p> <p>* 3. Convoy commander supervises defense against ambush, road blocked, or road not blocked.</p> <p>a. Identifies location of ambush site on map with map overlay using analog and/or digital communications.</p> <p>b. Directs convoy elements under attack to employ correct protective actions as prescribed in higher HQ movement order and TSOP.</p> <p>c. Provides instructions on halt points and security requirements to all convoy elements.</p> <p>d. Forwards initial incident report to higher HQ staff element using analog and/or digital communications.</p> <p>e. Directs hardened vehicles with automatic fire capability into position to lay down concentrated fire on threat position(s).</p> <p>f. Directs the convoy elements ahead and convoy element following to organize security teams to attack flanks of threat ambush party.</p> <p>g. Maintains constant communications with all convoy elements engaging threat to immediately make adjustments to tactical situation using analog and/or digital communications.</p> <p>h. Forwards subsequent SITREP reports to higher HQ staff element as situation changes using analog and/or digital communications.</p> <p>i. Requests immediate CAS and/or indirect fire support from higher HQ staff element using analog and/or digital communications.</p> <p>j. Directs use of pyrotechnics for signaling or marking areas.</p> <p>k. Develops contingency plans to displace elements not under attack and withdraw elements under attack.</p> <p>4. Unit defends against ground ambush (road not blocked).</p> <p>a. Reports ambush to convoy commander immediately upon contact using analog and/or digital communications.</p> <p>b. Identifies threat location(s).</p> <p>c. Returns fire immediately that kills threat and suppresses their fire (non-driving personnel).</p> <p>d. Stops vehicles (not in kill zone).</p> <p>e. Increases rate of march until out of kill zone (vehicles in kill zone).</p> <p>f. Keeps roadway clear by pushing disabled vehicles aside.</p> <p>g. Organizes security element(s) of soldiers not in kill zone (senior member present).</p> <p>h. Directs fire and maneuver of security elements to allow remaining vehicles to pass through kill zone (senior member present).</p> <p>i. Forwards SITREP to convoy commander using analog and/or digital communications.</p> <p>5. Unit defends against ground attack (road blocked).</p> <p>a. Reports ambush to convoy commander immediately upon contact.</p> <p>b. Dismounts vehicles on opposite side of direction of ambush.</p> <p>c. Returns fire immediately which kills threat or suppresses their fire (soldiers in kill zone).</p> <p>d. Takes up firing positions while awaiting orders (soldiers not in kill zone).</p> <p>e. Organizes security element(s) of soldiers not in kill zone (senior member present).</p>		

TASK STEPS AND PERFORMANCE MEASURES	GO	NO-GO
<ul style="list-style-type: none"> <li>f. Directs fire and maneuver of security elements to allow removal of road block (senior member present).</li> <li>g. Forwards SITREP to convoy commander using analog and/or digital communications.</li> </ul> <p>* 6. Convoy commander requests indirect fire support.</p> <ul style="list-style-type: none"> <li>a. Requests fire support IAW instructions in the higher HQ movement order or TSOP using analog and/or digital communications.</li> <li>b. Identifies grid direction to threat location.</li> <li>c. Identifies threat target location using grid coordinates or shift from a known point.</li> <li>d. Transmits call for fire in proper sequence using analog and/or digital communications.</li> <li>e. Transmits fire adjustment information in proper sequence to the fire support element, if an "adjust fire" mission is required, using analog and/or digital communications.</li> <li>f. Transmits "end of mission" and surveillance report, if fire was sufficient, using analog and/or digital communications.</li> </ul> <p>* 7. Convoy commander requests CAS.</p> <ul style="list-style-type: none"> <li>a. Verifies threat position(s).</li> <li>b. Requests CAS by means prescribed in higher HQ movement order using analog and/or digital communications.</li> <li>c. Supervises preparation of unit personnel for friendly strike.</li> <li>d. Directs marking of friendly unit location(s) with prescribed colored smoke.</li> <li>e. Communicates strike effectiveness to higher HQ staff element using analog and/or digital communications.</li> </ul> <p>8. Unit employs passive defense measures against air attack.</p> <ul style="list-style-type: none"> <li>a. Provides the prescribed signal to alert column.</li> <li>b. Staggers vehicles to avoid linear patterns.</li> <li>c. Drives vehicle in shadows or wood line.</li> <li>d. Assumes firing positions.</li> <li>e. Fires only upon command.</li> <li>f. Reports all aircraft actions to higher HQ staff element using analog and/or digital communications.</li> </ul> <p>9. Unit employs active defense measures against air attack.</p> <ul style="list-style-type: none"> <li>a. Employs the prescribed signal to alert march elements.</li> <li>b. Identifies threat aircraft visually.</li> <li>c. Disperses vehicles to concealed locations.</li> <li>d. Assumes firing positions.</li> <li>e. Prepares crew-served weapons for firing.</li> <li>f. Fires weapons at attacking aircraft only if fired upon or on command.</li> </ul> <p>*10. Convoy commander supervises reorganization after attack.</p> <ul style="list-style-type: none"> <li>a. Identifies status of all personnel, equipment, and cargo through convoy element reports using analog and/or digital communications.</li> <li>b. Coordinates requirements within march elements for load transfer, vehicle repairs, mortuary affairs, and medical evacuation using analog and/or digital communications.</li> <li>c. Requests emergency destruction authorization from higher HQ staff element for unrepairable items using analog and/or digital communications.</li> <li>d. Forwards SITREP to higher HQ staff element using analog and/or digital communications.</li> </ul>		

TASK STEPS AND PERFORMANCE MEASURES	GO	NO-GO
11. Unit reorganizes after the attack. <ul style="list-style-type: none"> <li>a. Maintains 360-degree surveillance.</li> <li>b. Treats casualties.</li> </ul> NOTE: See Task 08-2-0003.63-0001 for detailed treatment procedures. <ul style="list-style-type: none"> <li>c. Reports casualties using analog and/or digital communications.</li> <li>d. Requests air ambulance support through convoy commander.</li> <li>e. Reestablishes chain of command, if necessary.</li> <li>f. Secures landing zone, if air ambulance is required.</li> <li>g. Evacuates casualties.</li> </ul> NOTE: See Task 63-2-4316 for detailed casualty evacuation procedures. <ul style="list-style-type: none"> <li>h. Performs mortuary affairs functions.</li> </ul> NOTE: See Task 10-2-4513 for detailed mortuary affairs procedures. <ul style="list-style-type: none"> <li>i. Assesses damage to vehicles and cargo to determine operability and repairability.</li> <li>j. Performs BDAR for recoverable vehicles.</li> <li>k. Removes critical items from unrecoverable vehicles.</li> <li>l. Requests emergency destruction of vehicles and non-medical equipment from march commander using analog and/or digital communications.</li> <li>m. Forwards SITREP to convoy commander using analog and/or digital communications.</li> <li>n. Reorganizes convoy elements.</li> <li>o. Resumes march.</li> </ul>		

TASK PERFORMANCE / EVALUATION SUMMARY BLOCK							
ITERATION	1	2	3	4	5	M	TOTAL
TOTAL TASK STEPS EVALUATED							
TOTAL TASK STEPS "GO"							
TRAINING STATUS "GO"/"NO-GO"							

"\*\*" indicates a leader task step.

**SUPPORTING INDIVIDUAL TASKS**

Task Number	Task Title	References
061-283-6003	ADJUST INDIRECT FIRE	STP 10-92M14-SM-TG STP 21-24-SMCT
071-312-3031	Engage Targets With an M60 Machine Gun	STP 10-92M14-SM-TG STP 21-1-SMCT
071-325-4407	Employ Hand Grenades	STP 10-92M14-SM-TG STP 21-1-SMCT
081-831-0101	Request Medical Evacuation	STP 10-92M14-SM-TG STP 21-24-SMCT
081-831-1000	Evaluate a Casualty	STP 10-92M14-SM-TG STP 21-1-SMCT
081-831-1003	Clear an Object From the Throat of a Conscious Casualty	STP 10-92M14-SM-TG
081-831-1005	Prevent Shock	STP 21-1-SMCT STP 10-92M14-SM-TG STP 21-1-SMCT

**SUPPORTING INDIVIDUAL TASKS**

<b>Task Number</b>	<b>Task Title</b>	<b>References</b>
081-831-1007	Give First Aid for Burns	STP 10-92M14-SM-TG STP 21-1-SMCT
081-831-1008	Give First Aid for Heat Injuries	STP 10-92M14-SM-TG STP 21-1-SMCT
081-831-1025	Apply a Dressing to an Open Abdominal Wound	STP 10-92M14-SM-TG STP 21-1-SMCT
081-831-1026	Apply a Dressing to an Open Chest Wound	STP 10-92M14-SM-TG STP 21-1-SMCT
081-831-1033	Apply a Dressing to an Open Head Wound	STP 10-92M14-SM-TG STP 21-1-SMCT
081-831-1034	Splint a Suspected Fracture	STP 10-92M14-SM-TG STP 21-1-SMCT
081-831-1042	Perform Mouth-to-Mouth Resuscitation	STP 10-92M14-SM-TG STP 21-1-SMCT
441-091-1040	Visually Identify Threat Aircraft	STP 10-92M14-SM-TG STP 21-24-SMCT
441-091-3001	Direct Unit Air Defense	STP 10-92M14-SM-TG STP 21-24-SMCT

**SUPPORTING COLLECTIVE TASKS**

<b>Task Number</b>	<b>Task Title</b>	<b>References</b>
63-2-4003	Conduct Tactical Road March	ARTEP 10-337-30-MTP

**OPFOR TASKS AND STANDARDS**

**TASK:** Conduct Hasty Ambush (63-OPFOR-1003)

**CONDITION:** OPFOR element is moving in a wooded area when an enemy march element is seen moving along a nearby route.

**STANDARD:** 1. Prepare ambush site before arrival of enemy element. 2. Surprise enemy forces. 3. Inflict casualties within the designated kill zone. 4. Inflict damage to vehicles and equipment within the designated kill zone. 5. Delay enemy march element from reaching its destination for a specified period. 6. Withdraw, on order, within two minutes of ambush initiation. 7. Report actions to superiors.

**TASK:** Conduct Deliberate Ambush (63-OPFOR-1004)

**CONDITION:** OPFOR element is operating along an enemy MSR. OPFOR intelligence has reported that an enemy element is conducting a road march along the route. OPFOR has set up an ambush. The march element is approximately 15 minutes from the ambush point. OPFOR element possesses automatic weapons, antiarmor weapons, and command detonated mines. OPFOR HQ has ordered complete destruction of march element.

**STANDARD:** 1. Prepare ambush site before arrival of enemy element. 2. Surprise enemy forces. 3. Force enemy march element to halt in kill zone. 4. Initiate ambush on order of the OPFOR leader. 5. Kill, wound, or capture enemy personnel and destroy specified vehicles and equipment in the kill zone. 6. Engage enemy reinforcements and security elements. 7. Consolidate and withdraw from the area on order. 8. Report all specified PIR and other intelligence requirements.

**TASK:** Conduct Sniper Operations (63-OPFOR-1005)

**CONDITION:** OPFOR has assigned snipers, regular and/or irregular elements, in the enemy rear area along MSR and near support sites.

**STANDARD:** 1. Set up well-concealed location(s). 2. Engage vehicle drivers or personnel on foot with short bursts of semi-automatic fire. 3. Kill or wound selected target. 4. Prevent position from being discovered by enemy forces. 5. Evacuate the area without being spotted. 6. Report all specified PIR and other intelligence requirements to OPFOR HQ.



ARTEP 43-888-30-MTP

**ELEMENT:** Company Headquarters

**TASK:** Set Up Unit Defense (63-2-4011)

(FM 21-75)

(FM 10-27-2)

(FM 10-27-3)

(FM 3-100.4)

(FM 3-4)

(FM 7-10)

(STP 21-1-SMCT)

(STP 21-24-SMCT)

**ITERATION:** 1 2 3 4 5 M (Circle)

**COMMANDER/LEADER ASSESSMENT:** T P U (Circle)

**CONDITIONS:** The unit is required to complete the setup of the unit defense IAW the time limit set by the commander. The unit has analog and/or digital communications with higher HQ. The higher HQ OPORD with all annexes and overlays, the unit TSOP, and higher HQ TSOP are available. Unit defense plan is available. All fighting positions, locations of obstacles, and early warning devices are selected. This task is performed under all day or night environmental conditions. The unit is subject to air, NBC, and ground Level I threat forces attack. Some iterations of this task should be performed in MOPP4. Some iterations of this task should be performed in MOPP4.

**TASK STANDARDS:** All preparations are completed for the defense within the time specified and IAW the defense plan. At MOPP4, performance degradation factors increase response times.

TASK STEPS AND PERFORMANCE MEASURES	GO	NO-GO
<p>* 1. Unit leaders supervise setup of element defensive sector.</p> <ul style="list-style-type: none"> <li>a. Assign all personnel to primary fighting positions based on type of weapon as prescribed in the defense plan.</li> <li>b. Assign sectors of fire for each primary position as prescribed in the defense plan.</li> <li>c. Assign alternate and supplementary positions for each primary position.</li> <li>d. Assign sectors of fire for each supplementary position.</li> <li>e. Verify sectors of fire, range cards, aiming stakes, and possible dead space before authorizing construction of positions.</li> <li>f. Supervise construction of individual fighting positions within the element's sector.</li> <li>g. Supervise clearing of fields of fire.</li> <li>h. Supervise construction of obstacles IAW the defense plan.</li> <li>i. Supervise construction of OP/LP.</li> <li>j. Supervise emplacement of expedient warning device and position barriers.</li> <li>k. Assign personnel to unit internal reaction force IAW defense plan.</li> <li>l. Prepare defensive sector sketch showing the location and sector of fire for each weapon, all known dead space, and the location and estimated ranges to prominent terrain features within the assigned area.</li> <li>m. Forward sector sketch to unit leader using analog and/or digital communications or messenger.</li> <li>n. Enforce safety procedures IAW TSOP and publications.</li> <li>o. Enforce environmental stewardship protection program procedures.</li> </ul> <p>2. Unit personnel construct primary fighting positions.</p> <ul style="list-style-type: none"> <li>a. Identify position location and sector of fire as directed by unit leader.</li> <li>b. Dig an initial hasty fighting position at least one-half meter (18 to 20 inches) deep and with partially cleared fields of fire.</li> <li>c. Walk sector to determine ranges and dead space using buddy system.</li> <li>d. Improve hasty fighting position to a two-man position.</li> <li>e. Install sector of fire stakes to identify area directed by unit leader.</li> </ul>		

TASK STEPS AND PERFORMANCE MEASURES	GO	NO-GO
<ul style="list-style-type: none"> <li>f. Prepare appropriate range card by sighting in automatic weapons, anti armor weapons, and grenade launchers on the assigned engagement area.</li> <li>g. Dig position to fit the natural cover available at least armpit deep using dirt to build a parapet (front cover) at least 18 inches thick.</li> <li>h. Dig two trench grenade sumps, one at each end of the two-man position, and sloped toward the sumps. <ul style="list-style-type: none"> <li>i. Complete clearing fields of fire, using foliage for camouflage.</li> <li>j. Construct overhead and flank cover for fighting position as time permits.</li> </ul> </li> <li>k. Camouflage position to prevent easy detection from 35 meters.</li> <li>l. Report completion of primary positions to the unit leader.</li> <li>m. Mark alternate and supplementary positions as directed by unit leader.</li> <li>n. Employ safety procedures IAW TSOP and publications.</li> <li>o. Employ environmental stewardship protection program procedures.</li> </ul> <p>3. Unit personnel emplace obstacles and early warning devices.</p> <ul style="list-style-type: none"> <li>a. Place PEWS into operation at location(s) directed by the element leader.</li> <li>b. Emplace man-made barriers, concertina wire, and field expedient devices in locations directed by the unit leader.</li> <li>c. Position trip flares and field-expedient noise devices in locations directed by the unit leader.</li> <li>d. Camouflage all obstacles and devices.</li> <li>e. Report completion of barrier emplacements to the unit leader using analog and/or digital communications or messenger.</li> <li>f. Employ safety procedures IAW TSOP and publications.</li> <li>g. Employ environmental stewardship protection program procedures.</li> </ul> <p>* 4. Unit leaders supervise set up of defensive sector.</p> <ul style="list-style-type: none"> <li>a. Consolidate element defense sketches, after verification of compliance, into a unit defensive sector sketch.</li> <li>b. Forward unit's defensive sector sketch to unit CP within one hour after arrival at the new site using analog and/or digital communications or messenger.</li> <li>c. Inspect unit positions to ensure structure, camouflage, and location comply with the unit defense plan and TSOP.</li> <li>d. Verify interlocking fires, dead space, and sector of fire for key weapon positions.</li> <li>e. Inspect OP/LP and personnel for communications, camouflage, and knowledge of withdrawal route.</li> <li>f. Inspect obstacles to ensure compliance with unit defense plan and TSOP.</li> <li>g. Report completion of sector set up to CP using analog and/or digital communications or messenger.</li> <li>h. Enforce safety procedures IAW TSOP and publications.</li> <li>i. Enforce environmental stewardship protection program procedures.</li> </ul> <p>5. Unit personnel establish OP/LP.</p> <ul style="list-style-type: none"> <li>a. Position OP/LP within effective small arms range of unit elements.</li> <li>b. Establish communications (analog and/or digital means) with nearest unit element and the CP.</li> <li>c. Camouflage OP/LP to prevent it from being detected within 35 meters.</li> <li>d. Establish withdrawal route that provides adequate cover and concealment.</li> </ul> <p>* 6. Commander supervises set up of the unit's defensive sector.</p> <ul style="list-style-type: none"> <li>a. Inspects defensive preparation to ensure compliance with the defense plan.</li> <li>b. Consolidates element sector defense sketches, after verification of compliance, into the unit sector sketch.</li> </ul>		

TASK STEPS AND PERFORMANCE MEASURES	GO	NO-GO
c. Forwards unit sector sketch to the battalion S2/S3 element using analog and/or digital communications or messenger. d. Maintains sector sketch in the CP using digital device and/or analog displays. e. Directs establishment of centrally located ammunition resupply and casualty collection point in the unit area. f. Enforces safety procedures IAW TSOP and publications. g. Enforces environmental stewardship protection program procedures.		

TASK PERFORMANCE / EVALUATION SUMMARY BLOCK							
ITERATION	1	2	3	4	5	M	TOTAL
TOTAL TASK STEPS EVALUATED							
TOTAL TASK STEPS "GO"							
TRAINING STATUS "GO"/"NO-GO"							

"\*" indicates a leader task step.

**SUPPORTING INDIVIDUAL TASKS: NONE**

**SUPPORTING COLLECTIVE TASKS**

Task Number	Task Title	References
63-2-4009	Occupy New Operating Site	ARTEP 10-337-30-MTP
63-2-4010	Plan Unit Defense	ARTEP 10-337-30-MTP

**OPFOR TASKS AND STANDARDS: NONE**

**ELEMENTS:** Company Headquarters  
 Battalion Maintenance Platoon Headquarters  
 Tech Supply Platoon Headquarters

**TASK:** Prepare Unit for Nuclear, Biological, and Chemical Conditions (63-2-4013)  
 (FM 3-4) (AR 350-41) (FM 3-100.4)  
 (FM 3-3) (STP 21-1-SMCT) (STP 21-24-SMCT)

**ITERATION:** 1M 2M 3M 4M 5M (Circle)  
**COMMANDER/LEADER ASSESSMENT:** T P U (Circle)

**CONDITIONS:** An NBC threat exists. The unit has analog and/or digital communications with higher HQ. The higher HQ OPORD, unit TSOP, and higher HQ TSOP are available. The CP, bivouac and operational areas, and perimeter defenses are set up. Unit and individual NBC defense equipment are available. The unit commander has provided his guidance. Threat has the capability to deliver chemical/biological agents and nuclear weapons. NBC vulnerability analysis is performed by the higher HQ NBC officer/NCO and distributed to the unit. This task is performed under all day or night environmental conditions. Some iterations of this task should be performed in MOPP4. This task is always performed in MOPP4.

**TASK STANDARDS:** All NBC defense preparatory tasks are completed IAW the TSOP and OPORD and within the time set forth by the higher HQ staff personnel. At MOPP4, performance degradation factors increase time required to perform this task.

TASK STEPS AND PERFORMANCE MEASURES	GO	NO-GO
<p>* 1. Commander and leaders plan unit NBC defense preparatory activities.</p> <ul style="list-style-type: none"> <li>a. Identify stated policies and procedures by reviewing the TSOP and OPORD.</li> <li>b. Identify current NBC threat and recommended countermeasures in coordination with the higher HQ staff element and unit NBC specialist.</li> <li>c. Identify location(s) of natural shelters consistent with NBC threat.</li> <li>d. Identify location(s) for construction of protective shelters, if required or available.</li> <li>e. Identify location(s) for placement of automatic alarm systems.</li> <li>f. Provide instructions on improvement of individual and crew-served weapons fighting positions.</li> <li>g. Identify the availability of personnel to perform tasks.</li> <li>h. Designate MOPP level as prescribed by the higher HQ staff element.</li> <li>i. Establish decontamination priorities for operational sites in coordination with the higher HQ staff element.</li> <li>j. List tasks to be performed and time limits for each task.</li> <li>k. Disseminate NBC defense preparation plan to all subelements using analog and/or digital communications or messenger.</li> <li>l. Task elements to provide NBC equipment operators.</li> <li>m. Conduct MOPP analysis.</li> <li>n. Provide guidance for the protection of food, water, and mission essential supplies.</li> </ul> <p>* 2. Element leaders implement NBC defense plan and preparatory tasks.</p> <ul style="list-style-type: none"> <li>a. Conduct inventory of all element NBC defense equipment.</li> <li>b. Request issue of shortages from the unit supply facility.</li> <li>c. Direct placement of automatic alarm system(s) located in element areas.</li> </ul>		

TASK STEPS AND PERFORMANCE MEASURES	GO	NO-GO
<ul style="list-style-type: none"> <li>d. Direct improvement of individual fighting positions with consideration for blast, thermal, and nuclear radiation, electromagnetic pulse, transient radiation effects on electronics, and blackout.</li> <li>e. Supervise construction of protective shelters in assigned area.</li> <li>f. Assign each element member to a protective shelter.</li> <li>g. Forward roster of all element NBC defense equipment operators to the CP using appropriate BFACS.</li> <li>h. Provide instructions on audio and visual NBC alarms, MOPP level, and protective shelters.</li> <li>i. Inspect all NBC defense equipment for proper fit, serviceability, and accountability.</li> <li>j. Enforce field sanitation and personal hygiene measures.</li> <li>k. Inspect all element personnel for compliance with measures prescribed by the battalion and unit TSOP, OPORD, and commander's directives.</li> <li>l. Forward element completion report to CP using analog and/or digital communications or messenger.</li> <li>m. Enforce safety procedures IAW TSOP and applicable publications.</li> <li>n. Enforces environmental protection program procedures.</li> </ul> <p>3. Unit personnel perform NBC defense preparatory tasks.</p> <ul style="list-style-type: none"> <li>a. Construct protective shelters at locations designated by element leaders.</li> <li>b. Improve fighting positions with consideration for blast, thermal, and radiation effects.</li> <li>c. Perform PMCS on all survey equipment, monitoring equipment, and chemical detection equipment.</li> <li>d. Zero all dosimeters using appropriate charger.</li> <li>e. Inspect protective masks and clothing for serviceability and accountability.</li> <li>f. Identify assigned protective shelters or defensive positions in case of an attack.</li> <li>g. Carry protective mask with hood, skin decontamination kit, and detector paper (as permitted by designated MOPP level).</li> <li>h. Store overgarments, overboots, and gloves within reach while at workstation (as permitted by designated MOPP level).</li> <li>i. Employ field sanitation and personal hygiene measures.</li> <li>j. Employ safety procedures IAW TSOP and publications.</li> <li>k. Employ environmental stewardship protection program procedures.</li> </ul>		

TASK PERFORMANCE / EVALUATION SUMMARY BLOCK							
ITERATION	1M	2M	3M	4M	5M		TOTAL
TOTAL TASK STEPS EVALUATED							
TOTAL TASK STEPS "GO"							
TRAINING STATUS "GO"/"NO-GO"							

"\*\*" indicates a leader task step.

**SUPPORTING INDIVIDUAL TASKS: NONE**

**SUPPORTING COLLECTIVE TASKS**

<b>Task Number</b>	<b>Task Title</b>	<b>References</b>
63-2-4010	Plan Unit Defense	ARTEP 10-337-30-MTP
63-2-4011	Set Up Unit Defense	ARTEP 10-337-30-MTP

**OPFOR TASKS AND STANDARDS**

**TASK:** Conduct Sniper Operations (63-OPFOR-1005)

**CONDITION:** OPFOR has assigned snipers, regular and/or irregular elements, in the enemy rear area along MSR and near support sites.

**STANDARD:** 1. Set up well-concealed location(s). 2. Engage vehicle drivers or personnel on foot with short bursts of semi-automatic fire. 3. Kill or wound selected target. 4. Prevent position from being discovered by enemy forces. 5. Evacuate the area without being spotted. 6. Report all specified PIR and other intelligence requirements to OPFOR HQ.

**TASK:** Gather Intelligence (63-OPFOR-1008)

**CONDITION:** Small OPFOR elements, operating in the rear area, are planning attacks on enemy bases. Information is needed to complete plans.

**STANDARD:** 1. Identify all PIR and other intelligence requirements. 2. Pass through any outpost, defensive wire, or warning devices undetected. 3. Move to an OP that offers cover and concealment and is close enough to gather PIR and other intelligence requirements. 4. Gather all PIR and other intelligence requirements. 5. Withdraw from area undetected. 6. Report all information to OPFOR HQ.

ARTEP 43-888-30-MTP

- ELEMENTS:** Company Headquarters  
 Battalion Maintenance Platoon Headquarters  
 Battalion Maintenance Section  
 Maintenance Control Section  
 Tech Supply Platoon Headquarters  
 Shipping / Receiving Section  
 Storage / Issue Section  
 RX / QSS Section  
 Direct Support Maintenance Platoon Headquarters  
 Automotive / Track Vehicle Repair Section  
 Service / Recovery Section  
 Ground Support Equipment Repair Section  
 Armament Repair Section  
 Communications / Electronics Repair Section  
 Cavalry System Support Team

**TASK:** Employ Operations Security Measures (63-2-4016)  
 (AR 530-1) (AR 380-19) (AR 380-19-1)  
 (AR 380-5) (TRADOC PAM 525-6)

**ITERATION:** 1 2 3 4 5 M (Circle)

**COMMANDER/LEADER ASSESSMENT:** T P U (Circle)

**CONDITIONS:** Company operations are commencing. The unit has analog and/or digital communications with higher HQ. The higher HQ OPORD with all annexes and overlays, unit TSOP, and higher HQ TSOP are available. Support operations are being carried out IAW the support plan. The unit and higher HQ OPSEC plan are available. Threat forces are capable of intelligence gathering by electronic, visual, and audio means. Directed energy devices may be used in the area. This task is performed under all day or night environmental conditions. The unit is subject to air, NBC, and all levels of threat forces attacks. Some iterations of this task should be performed in MOPP4.

**TASK STANDARDS:** The unit's location is not compromised by electronic, visual, or auditory means. The unit prevents the threat from learning its strength, disposition, and intentions. At MOPP4, performance degradation factors increase the implementation time for OPSEC measures

TASK STEPS AND PERFORMANCE MEASURES	GO	NO-GO
* 1. Commander and leaders supervise OPSEC activities. <ul style="list-style-type: none"> <li>a. Inspect guard post and dismount point(s) to ensure compliance with TSOP or other written/oral instructions.</li> <li>b. Inspect unit's camouflage to ensure compliance with TSOP and command guidance.</li> <li>c. Monitor information security measures to ensure compliance with TSOP and command guidance.</li> <li>d. Monitor signal security measures to ensure compliance with TSOP and command guidance.</li> <li>e. Monitor employment of counter- and counter-counter-surveillance measures to ensure procedures are taken IAW TSOP and command guidance.</li> <li>f. Monitor employment of automated systems security and defense against DE devices preventive measures to ensure compliance with TSOP and command guidance.</li> <li>g. Perform "on-the-spot correction" when OPSEC weaknesses or violations are discovered.</li> </ul>		

TASK STEPS AND PERFORMANCE MEASURES	GO	NO-GO
<p>2. Unit personnel employ information security measures.</p> <ul style="list-style-type: none"> <li>a. Account for all OPORDs and annexes by requiring receipt signature during distribution.</li> </ul> <p>NOTE: OPORDs should be sent by secure analog and/or digital means when possible to reduce the number of written copies.</p> <ul style="list-style-type: none"> <li>b. Account for all SOIs/SSIs at all times.</li> <li>c. Control all operational information on a need-to-know basis.</li> <li>d. Maintain all classified information and materials in an authorized security container.</li> <li>e. Maintain emergency destruction instructions IAW applicable regulations and the TSOP.</li> <li>f. Maintain details of military activities separate from personnel activities.</li> </ul> <p>3. Unit personnel employ SIGSEC measures.</p> <ul style="list-style-type: none"> <li>a. Transmit mission essential information by secure radio or secure digital means only.</li> </ul> <p>NOTE: If situation permits, information should be transmitted by secure analog and/or digital device to minimize detection and voice transmissions.</p> <ul style="list-style-type: none"> <li>b. Employ authentication and encryption codes specified in the SOI/SSI.</li> <li>c. Employ code names for persons, equipment, units, and locations when transmitting over nonsecure means IAW SOI/SSI.</li> <li>d. Transmit messages for no longer than 20 seconds.</li> <li>e. Report all COMSEC discrepancies/violations to higher HQ communications personnel.</li> </ul> <p>NOTE: Encryption may not be necessary with SINCGARS radios and digital communication.</p> <p>4. Unit personnel employ electronic protection.</p> <ul style="list-style-type: none"> <li>a. Tune equipment to assigned frequencies specified in current SOI/SSI.</li> <li>b. Observe, as directed, all radio silence periods.</li> <li>c. Employ correct anti-jamming procedures.</li> <li>d. Forward MIJI Feeder Voice Template Report to battalion communications personnel within 10 minutes of the incident using analog and/or digital communications.</li> </ul> <p>5. Unit personnel employ counter-surveillance measures.</p> <ul style="list-style-type: none"> <li>a. Employ litter prevention measures that keep area free of trash, litter, or personal items.</li> <li>b. Employ measures that prevent creating footpaths and vehicle tracks between elements in the unit area.</li> <li>c. Set radio volumes and squelches to lowest possible setting.</li> </ul> <p>6. Unit personnel employ automated systems security.</p> <ul style="list-style-type: none"> <li>a. Position computers within an enclosure that provides controlled access.</li> <li>b. Secure all electrical facilities that support the system.</li> <li>c. Restrict access to the computer by use of classified passwords.</li> <li>d. Control all log-ons and file access by the use of unique operator passwords.</li> <li>e. Destroy all printouts of reports and lists as new ones are printed.</li> </ul> <p>7. Unit personnel employ defense against DE devices.</p> <ul style="list-style-type: none"> <li>a. Position unit equipment and vehicles in covered or concealed locations.</li> <li>b. Cover glass or mirrors within line-of-sight of known threat locations.</li> <li>c. Wear laser safety goggles when laser devices are used in the immediate area.</li> </ul>		



TASK PERFORMANCE / EVALUATION SUMMARY BLOCK							
ITERATION	1	2	3	4	5	M	TOTAL
TOTAL TASK STEPS EVALUATED							
TOTAL TASK STEPS "GO"							
TRAINING STATUS "GO"/"NO-GO"							

"\*" indicates a leader task step.

**SUPPORTING INDIVIDUAL TASKS: NONE**

**SUPPORTING COLLECTIVE TASKS**

Task Number	Task Title	References
63-2-4010	Plan Unit Defense	ARTEP 10-337-30-MTP

**OPFOR TASKS AND STANDARDS**

**TASK:** Conduct Aerial Reconnaissance (63-OPFOR-1007)

**CONDITION:** OPFOR HQ requires intelligence on the location and identification of enemy elements. Aircraft is dispatched to take photographs and conduct a visual inspection of enemy rear area.

**STANDARD:** 1. Photograph assigned sectors. 2. Make quick visual checks where cloud ceiling is low. 3. Locate enemy positions in the rear area, particularly support and storage bases, and C2 facilities. 4. Report PIR and other information requirements to OPFOR HQ.

**TASK:** Gather Intelligence (63-OPFOR-1008)

**CONDITION:** Small OPFOR elements, operating in the rear area, are planning attacks on enemy bases. Information is needed to complete plans.

**STANDARD:** 1. Identify all PIR and other intelligence requirements. 2. Pass through any outpost, defensive wire, or warning devices undetected. 3. Move to an OP that offers cover and concealment and is close enough to gather PIR and other intelligence requirements. 4. Gather all PIR and other intelligence requirements. 5. Withdraw from area undetected. 6. Report all information to OPFOR HQ.

**TASK:** Conduct Electronic Warfare (63-OPFOR-1012)

**CONDITION:** OPFOR employs a large number of radio detection finding sets, along with ground and airborne communications analysts, to monitor enemy forces for loose communications security practices.

**STANDARD:** 1. Locate the positions of enemy command, intelligence, and logistics radio nets. 2. Forward locations to OPFOR HQ. 3. Use jamming signals against enemy radio receivers. 4. Monitor enemy radio nets for intelligence information.

- ELEMENTS:** Company Headquarters  
 Battalion Maintenance Platoon Headquarters  
 Battalion Maintenance Section  
 Maintenance Control Section  
 Tech Supply Platoon Headquarters  
 Shipping / Receiving Section  
 Storage / Issue Section  
 RX / QSS Section  
 Direct Support Maintenance Platoon Headquarters  
 Automotive / Track Vehicle Repair Section  
 Service / Recovery Section  
 Ground Support Equipment Repair Section  
 Armament Repair Section  
 Communications / Electronics Repair Section  
 Cavalry System Support Team

**TASK:** Perform Operational Decontamination (63-2-4018)  
 (FM 3-5) (FM 3-100) (FM 3-100.4)  
 (FM 3-3) (FM 3-4) (STP 21-1-SMCT)  
 (STP 21-24-SMCT)

**ITERATION:** 1 2 3 4 5 M (Circle)

**COMMANDER/LEADER ASSESSMENT:** T P U (Circle)

**CONDITIONS:** The unit has recently been attacked with a persistent chemical agent(s). Personnel are currently in MOPP4. Unit personnel and equipment have been contaminated. The unit has analog and/or digital communications with higher HQ. The higher HQ OPORD with all annexes and overlays, unit TSOP, and higher HQ TSOP are available. Replacement overgarments, M291 (skin) and M295 (individual equipment) decontamination kits, super tropical bleach, brooms, mops, and/or other expedient chemical defense items are on hand. This task is performed under all day or night environmental conditions. The unit is subject to air, NBC, and ground Level I threat forces attack. Some iterations of this task should be performed in MOPP4.

**TASK STANDARDS:** Unit personnel perform operational decontamination within 15 minutes after attack. At MOPP4, performance degradation factors increase decontamination times.

TASK STEPS AND PERFORMANCE MEASURES	GO	NO-GO
1. Unit personnel perform essential decontamination. <ul style="list-style-type: none"> <li>a. Complete skin decontamination within one minute of attack or contamination.</li> <li>b. Conduct personal equipment wipe down with super tropical bleach.</li> <li>c. Employ safety procedures IAW TSOP and publications.</li> <li>d. Employ environmental stewardship protection program procedures.</li> </ul> 2. Unit personnel exchange MOPP gear. <ul style="list-style-type: none"> <li>a. Perform individual decontamination of load-bearing equipment.</li> <li>b. Remove contaminated hoods and outer garment using the buddy system.</li> <li>c. Don fresh overgarments, overshoes, and gloves by using the buddy system.</li> <li>d. Secure hood using the buddy system.</li> <li>e. Secure individual load-bearing equipment.</li> </ul>		

TASK PERFORMANCE / EVALUATION SUMMARY BLOCK							
ITERATION	1	2	3	4	5	M	TOTAL
TOTAL TASK STEPS EVALUATED							
TOTAL TASK STEPS "GO"							
TRAINING STATUS "GO"/"NO-GO"							

"\*" indicates a leader task step.

**SUPPORTING INDIVIDUAL TASKS: NONE**

**SUPPORTING COLLECTIVE TASKS**

Task Number	Task Title	References
63-2-4013	Prepare Unit for Nuclear, Biological, and Chemical Conditions	ARTEP 10-337-30-MTP
63-2-4334	Respond to a Chemical Attack	ARTEP 10-337-30-MTP

**OPFOR TASKS AND STANDARDS**

**TASK:** Maintain Contact (63-OPFOR-1011)

**CONDITION:** OPFOR element is tactically engaged with enemy base defense forces. Enemy forces are withdrawing under pressure.

**STANDARD:** 1. Engage enemy forces decisively. 2. Advance own unit or forces as enemy withdraws. 3. Inflict casualties.

- ELEMENTS:** Company Headquarters  
 Battalion Maintenance Platoon Headquarters  
 Battalion Maintenance Section  
 Maintenance Control Section  
 Tech Supply Platoon Headquarters  
 Shipping / Receiving Section  
 Storage / Issue Section  
 RX / QSS Section  
 Direct Support Maintenance Platoon Headquarters  
 Automotive / Track Vehicle Repair Section  
 Service / Recovery Section  
 Ground Support Equipment Repair Section  
 Armament Repair Section  
 Communications / Electronics Repair Section  
 Cavalry System Support Team

**TASK:** Perform Thorough Decontamination (63-2-4019)  
 (FM 3-5) (FM 3-100) (FM 3-100.4)  
 (FM 3-3) (FM 3-4) (STP 21-1-SMCT)  
 (STP 21-24-SMCT)

**ITERATION:** 1 2 3 4 5 M (Circle)

**COMMANDER/LEADER ASSESSMENT:** T P U (Circle)

**CONDITIONS:** The unit has completed operations in a contaminated area. The unit has analog and/or digital communications with higher HQ. The higher HQ OPORD with all annexes and overlays, unit TSOP, and higher HQ TSOP are available. The tactical situation allows the unit time to conduct thorough equipment decontamination. The higher HQ power-driven decontamination equipment and crew are available. Only those personnel directly involved in decontamination are in MOPP4. This task is performed under all day or night environmental conditions. The unit is subject to air, NBC, and ground Level I threat forces attack. Some iterations of this task should be performed in MOPP4.

**TASK STANDARDS:** Contamination removal allows personnel to operate equipment safely for extended periods at reduced MOPP levels.

TASK STEPS AND PERFORMANCE MEASURES	GO	NO-GO
<ol style="list-style-type: none"> <li>1. Unit HQ coordinates for detailed equipment decontamination.                             <ol style="list-style-type: none"> <li>a. Coordinates Call For Support for additional decontamination support requirements with higher HQ staff element using analog or digital communications or messenger.</li> <li>b. Coordinates time and location with higher HQ staff element or supporting decontamination element using analog or digital communications or messenger.</li> <li>c. Dispatches an advance party to rendezvous with decontamination elements at the decontamination site.</li> <li>d. Provides security and traffic control at the decontamination site.</li> </ol> </li> <li>2. Unit prepares for decontamination.                             <ol style="list-style-type: none"> <li>a. Completes basic soldier skill decontamination prior to leaving old AO.</li> <li>b. Prioritizes vehicles based on commander's guidance.</li> <li>c. Closes all windows and flaps on vehicles.</li> <li>d. Removes all items from inside vehicle that cannot be decontaminated by using DS2.</li> <li>e. Moves vehicles and equipment to the decontamination site.</li> </ol> </li> </ol>		

TASK STEPS AND PERFORMANCE MEASURES	GO	NO-GO
3. Unit processes vehicles and equipment through the decontamination site. <ul style="list-style-type: none"> <li>a. Processes vehicles and equipment IAW directions of the decontamination element during decon operations.</li> <li>b. Moves vehicles to unit motor pool area after decontamination is completed.</li> <li>c. Employs safety procedures IAW TSOP and publications.</li> <li>d. Employs environmental stewardship protection program procedures.</li> </ul> 4. Unit clears the decontamination site. <ul style="list-style-type: none"> <li>a. Provides assistance to decontamination element, as required.</li> <li>b. Employs safety procedures IAW TSOP and publications.</li> <li>c. Employs environmental stewardship protection program procedures.</li> <li>d. Forwards completion report to higher HQ staff element using analog or digital communications.</li> </ul>		

TASK PERFORMANCE / EVALUATION SUMMARY BLOCK							
ITERATION	1	2	3	4	5	M	TOTAL
TOTAL TASK STEPS EVALUATED							
TOTAL TASK STEPS "GO"							
TRAINING STATUS "GO"/"NO-GO"							

"\*\*" indicates a leader task step.

**SUPPORTING INDIVIDUAL TASKS: NONE**

**SUPPORTING COLLECTIVE TASKS**

Task Number	Task Title	References
63-2-4013	Prepare Unit for Nuclear, Biological, and Chemical Conditions	ARTEP 10-337-30-MTP
63-2-4202	Prepare Unit for a Chemical Attack	ARTEP 10-337-30-MTP
63-2-4334	Respond to a Chemical Attack	ARTEP 10-337-30-MTP

**OPFOR TASKS AND STANDARDS**

**TASK:** Gather Intelligence (63-OPFOR-1008)

**CONDITION:** Small OPFOR elements, operating in the rear area, are planning attacks on enemy bases. Information is needed to complete plans.

**STANDARD:** 1. Identify all PIR and other intelligence requirements. 2. Pass through any outpost, defensive wire, or warning devices undetected. 3. Move to an OP that offers cover and concealment and is close enough to gather PIR and other intelligence requirements. 4. Gather all PIR and other intelligence requirements. 5. Withdraw from area undetected. 6. Report all information to OPFOR HQ.

- ELEMENTS:** Company Headquarters  
 Battalion Maintenance Platoon Headquarters  
 Battalion Maintenance Section  
 Maintenance Control Section  
 Tech Supply Platoon Headquarters  
 Shipping / Receiving Section  
 Storage / Issue Section  
 RX / QSS Section  
 Direct Support Maintenance Platoon Headquarters  
 Automotive / Track Vehicle Repair Section  
 Service / Recovery Section  
 Ground Support Equipment Repair Section  
 Armament Repair Section  
 Communications / Electronics Repair Section  
 Cavalry System Support Team

**TASK:** Respond to the Initial Effects of a Nuclear Attack (63-2-4020)  
 (FM 3-5) (FM 3-4) (STP 21-1-SMCT)  
 (STP 21-24-SMCT)

**ITERATION:** 1M 2M 3M 4M 5M (Circle)

**COMMANDER/LEADER ASSESSMENT:** T P U (Circle)

**CONDITIONS:** A brilliant light flashes across the horizon. Intelligence reports from higher HQ indicate the possible use of tactical nuclear weapons by threat forces. The unit has analog and/or digital communications with higher HQ. The higher HQ OPORD with all annexes and overlays, unit TSOP, and higher HQ TSOP are available. The unit is supporting operations. All nonessential equipment is stowed for protection. Positions and equipment are hardened. MOPP level 2 is designated. The unit has all authorized NBC defense equipment on hand. This task is performed under all day or night environmental conditions. The unit is subject to air, NBC, and ground Level I threat forces attack. This task is always performed in MOPP4.

**TASK STANDARDS:** Unit personnel take immediate protective actions and reorganize the area as prescribed by the OPORD and TSOP. At MOPP4, performance degradation factors increase protective action implementation times.

TASK STEPS AND PERFORMANCE MEASURES	GO	NO-GO
1. Unit personnel employ immediate protective actions. <ul style="list-style-type: none"> <li>a. Seek cover after dismounting wheeled vehicle.</li> <li>b. Lie face down on ground with head toward blast.</li> <li>c. Drop to the floor or under a desk or table, if in a shelter or building.</li> <li>d. Cover eyes and exposed skin.</li> <li>e. Place hands or fingers over ears.</li> <li>f. Stay concealed and covered until blast wave passes and debris stops falling.</li> <li>g. Don protective mask with hood within 15 seconds after flash and blast have passed.</li> <li>h. Commence continuous monitoring.</li> <li>i. Protect all food, water, and mission essential supplies from contamination.</li> <li>j. Continue to improve positions prior to the arrival of fallout.</li> <li>k. Request permission to move out of the expected hazard area, if mission permits, using analog and digital communications.</li> </ul>		

TASK STEPS AND PERFORMANCE MEASURES	GO	NO-GO
1. Report radiation exposure status to S2/S3 using analog and/or digital communications.  2. Unit personnel reorganizes unit area. a. Inspects immediate area for casualties and damaged equipment. b. Forwards NBC 4 nuclear report to higher HQ using analog and/or digital communications. c. Performs ADC operations. d. Treats casualties.  NOTE: See Task 08-2-0003.63-0001 for detailed treatment procedures. e. Transports casualties. NOTE: See Task 63-2-4316 for detailed casualty transportation procedures. f. Reestablishes chain of command. g. Resumes operational mission within time established by the higher HQ. h. Forwards casualty reports to higher HQ using analog and/or digital communications.		

TASK PERFORMANCE / EVALUATION SUMMARY BLOCK							
ITERATION	1M	2M	3M	4M	5M		TOTAL
TOTAL TASK STEPS EVALUATED							
TOTAL TASK STEPS "GO"							
TRAINING STATUS "GO"/"NO-GO"							

"\*\*" indicates a leader task step.

**SUPPORTING INDIVIDUAL TASKS: NONE**

**SUPPORTING COLLECTIVE TASKS**

Task Number	Task Title	References
63-2-4013	Prepare Unit for Nuclear, Biological, and Chemical Conditions	ARTEP 10-337-30-MTP

**OPFOR TASKS AND STANDARDS**

**TASK:** Disrupt Enemy Movement and Operations using Tactical Nuclear Weapons (63-OPFOR-1002)

**CONDITION:** Tactical nuclear weapons are employed against key locations in the rear area.

**STANDARD:** 1. Disrupt or delay movement of equipment and supplies to forward areas. 2. Destroy enemy equipment and supplies. 3. Inflict nuclear casualties among enemy troops. 4. Deny enemy use of specified areas. 5. Contaminate enemy equipment and supplies.

- ELEMENTS:** Company Headquarters  
 Battalion Maintenance Platoon Headquarters  
 Battalion Maintenance Section  
 Maintenance Control Section  
 Tech Supply Platoon Headquarters  
 Shipping / Receiving Section  
 Storage / Issue Section  
 RX / QSS Section  
 Direct Support Maintenance Platoon Headquarters  
 Automotive / Track Vehicle Repair Section  
 Service / Recovery Section  
 Ground Support Equipment Repair Section  
 Armament Repair Section  
 Communications / Electronics Repair Section  
 Cavalry System Support Team

**TASK:** Defend Against a Level I Attack (63-2-4021) (FM 3-4)  
 (FM 21-75) (FM 3-3)  
 (FM 7-10) (STP 21-24-SMCT)

**ITERATION:** 1 2 3 4 5 M (Circle)

**COMMANDER/LEADER ASSESSMENT:** T P U (Circle)

**CONDITIONS:** Automatic weapons fire is heard in the area. The unit is currently conducting its assigned mission. Intelligence reports from higher HQ indicate small threat elements are operating in the general area. Unit perimeter guards report that three to five individuals with automatic weapons and satchels are attempting to infiltrate unit defensive positions. The unit has analog and/or digital communications with higher HQ. The higher HQ OPORD with annexes and overlays, unit TSOP, and higher HQ TSOP are available. The unit is at a moderate perimeter manning level. S2 has designated the threat at Level I. Enemy attack causes casualties and damage to unit facilities. This task is performed under all day or night environment conditions. The unit is subject to air, NBC, and ground Level I threat forces attack. Some iterations of this task should be performed in MOPP4.

**TASK STANDARDS:** The unit defeats Level I threat actions using techniques outlined in the unit TSOP.

TASK STEPS AND PERFORMANCE MEASURES	GO	NO-GO
* 1. Commander and leaders direct response against a Level I attack. <ul style="list-style-type: none"> <li>a. Forward incident report to the S2/S3 using analog and/or digital communications.</li> <li>b. Notify all sub-elements of threat presence using analog and/or digital communications or messenger.</li> <li>c. Increase perimeter manning to appropriate levels.</li> <li>d. Direct unit fire and maneuver to defeat and drive intruders from the unit area.</li> <li>e. Direct internal reaction forces to critical command and control areas.</li> <li>f. Report current situation to S2/S3 as changes occur using analog and/or digital communications.</li> <li>g. Provide "All Clear" signal as soon as attack is over.</li> <li>h. Decrease perimeter manning level as tactical situation permits.</li> <li>i. Direct reorganization until unit returns to normal operational level.</li> <li>j. Forward casualty and battle damage reports to appropriate staff elements using analog and/or digital communications.</li> </ul>		



TASK STEPS AND PERFORMANCE MEASURES	GO	NO-GO
<p>2. Unit responds to a Level I attack.</p> <ul style="list-style-type: none"> <li>a. Sounds prescribed attack alarm.</li> <li>b. Occupies fighting positions, as directed.</li> <li>c. Continues normal operational mission with weapons and protective mask within reach, as directed.</li> <li>d. Assembles at predesignated rally point (internal reaction force).</li> <li>e. Employs challenge and password to all personnel on CP defensive lines during night operations.</li> <li>f. Engages Level I threat with all available fire until threat is defeated and driven from the CP area.</li> <li>g. Identifies casualties and weapon systems/equipment damages.</li> <li>h. Forwards SITREP to unit CP using analog and/or digital communications or messenger.</li> </ul> <p>3. Unit responds to the effects of a Level I attack.</p> <ul style="list-style-type: none"> <li>a. Replaces key injured personnel.</li> <li>b. Replaces weapon systems that are destroyed during engagement.</li> <li>c. Relocates compromised fighting positions.</li> <li>d. Camouflages positions.</li> <li>e. Treats casualties.</li> </ul> <p>NOTE: See Task 08-2-0003.63-0001 for detailed treatment procedures.</p> <ul style="list-style-type: none"> <li>f. Transports casualties.</li> </ul> <p>NOTE: See Task 63-2-4316 for detailed casualty transportation procedures.</p> <ul style="list-style-type: none"> <li>g. Performs ADC operations.</li> </ul> <p>NOTE: See Task 63-2-4028 for detailed ADC procedures.</p> <ul style="list-style-type: none"> <li>h. Inspects communication lines for breaks or tampering.</li> <li>i. Forwards personnel and equipment status report to unit CP using analog and digital communications or messenger.</li> <li>j. Assembles KIAs and personal effects at designated location.</li> </ul> <p>NOTE: See Task 10-2-4513 for detailed MA procedures.</p> <ul style="list-style-type: none"> <li>k. Moves all EPW to a designated collection area.</li> </ul> <p>NOTE: See Task 63-2-4304 for details on EPW processing.</p>		

TASK PERFORMANCE / EVALUATION SUMMARY BLOCK							
ITERATION	1	2	3	4	5	M	TOTAL
TOTAL TASK STEPS EVALUATED							
TOTAL TASK STEPS "GO"							
TRAINING STATUS "GO"/"NO-GO"							

"\*" indicates a leader task step.

**SUPPORTING INDIVIDUAL TASKS: NONE**

**SUPPORTING COLLECTIVE TASKS**

Task Number	Task Title	References
63-2-4010	Plan Unit Defense	ARTEP 10-337-30-MTP
63-2-4011	Set Up Unit Defense	ARTEP 10-337-30-MTP
		ARTEP 55-917-30-MTP

**OPFOR TASKS AND STANDARDS**

**TASK:** Conduct Raid (63-OPFOR-1009)

**CONDITION:** OPFOR element has occupied an objective rally point and has orders to conduct a raid on a CSS base.

**STANDARD:** 1. Surprise enemy forces. 2. Assault enemy support base and accomplish assigned tasks. 3. Destroy specified equipment and supplies. 4. Avoid decisive engagement. 5. Withdraw all personnel from objective area(s) within time prescribed. 6. Obtain all PIR from raid site.

**TASK:** Conduct Terrorist and Saboteur Attacks (63-OPFOR-1013)

**CONDITION:** OPFOR dispatches small teams into enemy rear area to disrupt CSS operations.

**STANDARD:** 1. Locate rear support bases and C2 facilities. 2. Delay and disrupt CSS operations through probes. 3. Infiltrate CSS bases to conduct sabotage and terrorist activities. 4. Inflict casualties. 5. Destroy supplies and equipment.

**TASK:** Attack (63-OPFOR-1010)

**CONDITION:** Enemy rear area CSS base has been located by OPFOR element. PIR and other intelligence requirements have been obtained by OPFOR patrols. OPFOR element has automatic and anti-armor weapons, and light mortars. OPFOR element is the size of approximately two platoons.

**STANDARD:** 1. Develop an attack plan. 2. Initiate attack using a scheme of maneuver that exploits enemy flanks, gaps, and identified weaknesses. 3. Use covered and concealed routes to approach enemy forces flanks, gaps, or weakly held areas. 4. Employ indirect fire to support attack. 5. Penetrate enemy defenses. 6. Destroy all equipment and supplies. 7. Inflict heavy casualties. 8. Isolate the CSS base by blocking reinforcements. 9. Force enemy units to displace. 10. Withdraw before CSS base is reinforced with tactical combat forces.

ARTEP 43-888-30-MTP

- ELEMENTS:** RX / QSS Section  
 Direct Support Maintenance Platoon Headquarters  
 Automotive / Track Vehicle Repair Section  
 Service / Recovery Section  
 Ground Support Equipment Repair Section  
 Armament Repair Section  
 Communications / Electronics Repair Section  
 Cavalry System Support Team

**TASK:** Prepare Unit for Level II/III Threat (63-2-4022)  
 (FM 7-10) (FM 21-75) (FM 3-100)  
 (FM 3-4)

**ITERATION:** 1 2 3 4 5 M (Circle)  
**COMMANDER/LEADER ASSESSMENT:** T P U (Circle)

**CONDITIONS:** The unit is notified of a company-sized threat unit operating in the rear area. The unit has analog and/or digital communications with higher HQ. The higher HQ OPORD, the unit TSOP, and higher HQ TSOP are available. The higher HQ CP has ordered a defensive posture level increase and has moved the protective posture to MOPP2. Defense plans are prepared. Fighting positions, obstacles, and warning devices are emplaced or constructed. The unit continues to provide limited support to higher HQ tactical operations. This task is conducted under all day or night environmental conditions. The unit is subject to air, NBC, and all levels of threat forces attacks. Some iterations of this task should be performed in MOPP4.

**TASK STANDARDS:** Unit is prepared to engage threat as prescribed in the TSOP and OPORD. At MOPP4, performance degradation factors significantly increase defensive posture preparation time.

TASK STEPS AND PERFORMANCE MEASURES	GO	NO-GO
* 1. Commander and leaders direct preparation for threat engagement. <ul style="list-style-type: none"> <li>a. Plot threat force locations on the situation map as SPOTREPs are received.</li> <li>b. Disseminate current tactical situation to all subordinate elements using analog and/or digital communications or messenger.</li> <li>c. Direct mustering of internal response forces at predesignated rally point(s).</li> <li>d. Direct increase in defensive position manning levels.</li> <li>e. Shift internal defense forces to Level II perimeter positions.</li> <li>f. Coordinate defense preparations with adjacent units analog and/or digital communications.</li> <li>g. Direct preliminary loading of nonessential equipment and supplies.</li> <li>h. Direct positioning of vehicles for immediate exit.</li> </ul> 2. Unit performs pre-engagement activities. <ul style="list-style-type: none"> <li>a. Occupies fighting positions (designated soldiers only).</li> <li>b. Employs MOPP2, as a minimum.</li> <li>c. Moves response force to predesignated positions within the nearest cluster.</li> <li>d. Moves supplies to predetermined positions within the nearest cluster.</li> <li>e. Loads all nonessential equipment and supplies.</li> <li>f. Positions vehicles for rapid dispersion.</li> <li>g. Maintains surveillance of assigned sector(s).</li> <li>h. Maintains NBC surveillance.</li> <li>i. Maintains strict light and noise discipline.</li> </ul>		

TASK PERFORMANCE / EVALUATION SUMMARY BLOCK							
ITERATION	1	2	3	4	5	M	TOTAL
TOTAL TASK STEPS EVALUATED							
TOTAL TASK STEPS "GO"							
TRAINING STATUS "GO"/"NO-GO"							

"\*" indicates a leader task step.

#### SUPPORTING INDIVIDUAL TASKS: NONE

#### SUPPORTING COLLECTIVE TASKS

Task Number	Task Title	References
63-2-4010	Plan Unit Defense	ARTEP 10-337-30-MTP
63-2-4011	Set Up Unit Defense	ARTEP 10-337-30-MTP

#### OPFOR TASKS AND STANDARDS

**TASK:** Attack (63-OPFOR-1010)

**CONDITION:** Enemy rear area CSS base has been located by OPFOR element. PIR and other intelligence requirements have been obtained by OPFOR patrols. OPFOR element has automatic and anti-armor weapons, and light mortars. OPFOR element is the size of approximately two platoons.

**STANDARD:** 1. Develop an attack plan. 2. Initiate attack using a scheme of maneuver that exploits enemy flanks, gaps, and identified weaknesses. 3. Use covered and concealed routes to approach enemy forces flanks, gaps, or weakly held areas. 4. Employ indirect fire to support attack. 5. Penetrate enemy defenses. 6. Destroy all equipment and supplies. 7. Inflict heavy casualties. 8. Isolate the CSS base by blocking reinforcements. 9. Force enemy units to displace. 10. Withdraw before CSS base is reinforced with tactical combat forces.

**TASK:** Conduct Sniper Operations (63-OPFOR-1005)

**CONDITION:** OPFOR has assigned snipers, regular and/or irregular elements, in the enemy rear area along MSR and near support sites.

**STANDARD:** 1. Set up well-concealed location(s). 2. Engage vehicle drivers or personnel on foot with short bursts of semi-automatic fire. 3. Kill or wound selected target. 4. Prevent position from being discovered by enemy forces. 5. Evacuate the area without being spotted. 6. Report all specified PIR and other intelligence requirements to OPFOR HQ.

**TASK:** Gather Intelligence (63-OPFOR-1008)

**CONDITION:** Small OPFOR elements, operating in the rear area, are planning attacks on enemy bases. Information is needed to complete plans.

**STANDARD:** 1. Identify all PIR and other intelligence requirements. 2. Pass through any outpost, defensive wire, or warning devices undetected. 3. Move to an OP that offers cover and concealment and is close enough to gather PIR and other intelligence requirements. 4. Gather all PIR and other intelligence requirements. 5. Withdraw from area undetected. 6. Report all information to OPFOR HQ.

## ARTEP 43-888-30-MTP

**TASK:** Maintain Contact (63-OPFOR-1011)

**CONDITION:** OPFOR element is tactically engaged with enemy base defense forces. Enemy forces are withdrawing under pressure.

**STANDARD:** 1. Engage enemy forces decisively. 2. Advance own unit or forces as enemy withdraws. 3. Inflict casualties.

- ELEMENTS:** Company Headquarters  
 Battalion Maintenance Platoon Headquarters  
 Battalion Maintenance Section  
 Maintenance Control Section  
 Tech Supply Platoon Headquarters  
 Shipping / Receiving Section  
 Storage / Issue Section  
 RX / QSS Section  
 Direct Support Maintenance Platoon Headquarters  
 Automotive / Track Vehicle Repair Section  
 Service / Recovery Section  
 Ground Support Equipment Repair Section  
 Armament Repair Section  
 Communications / Electronics Repair Section  
 Cavalry System Support Team

**TASK:** Conduct Hasty Displacement (63-2-4023) (FM 3-3)  
 (FM 7-10) (FM 21-75) (STP 21-24-SMCT)  
 (FM 3-4) (STP 21-1-SMCT)

**ITERATION:** 1 2 3 4 5 M (Circle)

**COMMANDER/LEADER ASSESSMENT:** T P U (Circle)

**CONDITIONS:** The BCOC has directed the unit to displace its CP to a new location. The unit has analog and/or digital communications with higher HQ. The higher HQ OPORD, the unit TSOP, and higher HQ TSOP are available. Threat force contact is expected to occur within a specified period of time. Pre-engagement activities have been completed. Threat force may arrive before displacement is completed. Indirect fire and smoke support, if required, has been coordinated to cover displacement. The commander has designated a small rear security party and vehicles necessary for their transportation. Initial displacement preparations were made during defense buildup. Destruction of supplies, documents, and equipment has been coordinated with the BCOC. This task is performed under all day and night environmental conditions. The unit is subject to air, NBC, and all levels of threat forces attacks. Some iterations of this task should be performed in MOPP4.

**TASK STANDARDS:** Unit relocates within time specified in the order. Under MOPP4, displacement times are increased threefold.

TASK STEPS AND PERFORMANCE MEASURES	GO	NO-GO
* 1. Commander and leaders organize unit for hasty displacement. <ul style="list-style-type: none"> <li>a. Assemble soldiers at designated area.</li> <li>b. Brief hasty displacement procedures to soldiers.</li> <li>c. Assign elements tasks and responsibilities.</li> <li>d. Designate vehicles to transport casualties.</li> <li>e. Coordinate Call For Support with S2/S3 for possible aero-medical evacuation using analog and/or digital communications.</li> <li>f. Coordinate for indirect fire and smoke support with S2/S3 using analog and/or digital communications.</li> <li>g. Brief rear security party.</li> <li>h. Brief location of new assembly area and designated route.</li> </ul> 2. Unit prepares for hasty displacement. <ul style="list-style-type: none"> <li>a. Dismantles tentage, antennas, and other equipment as directed by the chain of command.</li> </ul>		

TASK STEPS AND PERFORMANCE MEASURES	GO	NO-GO
<p>NOTE: This performance measure is executed emphasizing speed rather than standard procedures.</p> <ul style="list-style-type: none"> <li>b. Loads equipment IAW commander's guidance.</li> <li>c. Positions vehicles for departure on notice.</li> <li>d. Maintains local security while awaiting orders to move.</li> </ul> <p>3. Unit destroys non-medical supplies, equipment, and documents that have been designated for abandonment.</p> <ul style="list-style-type: none"> <li>a. Destroys documents IAW TSOP.</li> <li>b. Destroys supplies IAW appropriate TM and TSOP.</li> <li>c. Renders equipment inoperative IAW appropriate TM.</li> </ul> <p>4. Unit departs area.</p> <ul style="list-style-type: none"> <li>a. Conducts orderly departure from area without excessive noises.</li> <li>b. Moves elements to new assembly area via prescribed route.</li> </ul> <p>5. Rear security party provides security for unit displacement.</p> <ul style="list-style-type: none"> <li>a. Occupies fighting positions.</li> <li>b. Exits area as soon as last element has departed.</li> </ul> <p>NOTE: If threat elements are in the area and must be engaged, delete existing subparagraph "b" above and insert the following performance measures. b. Engages threat, when sighted, with all available weapons. c. Performs disengagement under fire to supplementary positions. d. Exits area by available means.</p>		

TASK PERFORMANCE / EVALUATION SUMMARY BLOCK							
ITERATION	1	2	3	4	5	M	TOTAL
TOTAL TASK STEPS EVALUATED							
TOTAL TASK STEPS "GO"							
TRAINING STATUS "GO"/"NO-GO"							

"\*" indicates a leader task step.

**SUPPORTING INDIVIDUAL TASKS: NONE**

**SUPPORTING COLLECTIVE TASKS**

Task Number	Task Title	References
63-2-4024	Defend Unit Area	ARTEP 10-337-30-MTP
63-2-4025	Perform Withdrawal Under Fire	ARTEP 10-337-30-MTP

**OPFOR TASKS AND STANDARDS**

**TASK:** Maintain Contact (63-OPFOR-1011)

**CONDITION:** OPFOR element is tactically engaged with enemy base defense forces. Enemy forces are withdrawing under pressure.

**STANDARD:** 1. Engage enemy forces decisively. 2. Advance own unit or forces as enemy withdraws. 3. Inflict casualties.

**TASK:** Conduct Sniper Operations (63-OPFOR-1005)

**CONDITION:** OPFOR has assigned snipers, regular and/or irregular elements, in the enemy rear area along MSR and near support sites.

**STANDARD:** 1. Set up well-concealed location(s). 2. Engage vehicle drivers or personnel on foot with short bursts of semi-automatic fire. 3. Kill or wound selected target. 4. Prevent position from being discovered by enemy forces. 5. Evacuate the area without being spotted. 6. Report all specified PIR and other intelligence requirements to OPFOR HQ.

**TASK:** Conduct Terrorist and Saboteur Attacks (63-OPFOR-1013)

**CONDITION:** OPFOR dispatches small teams into enemy rear area to disrupt CSS operations.

**STANDARD:** 1. Locate rear support bases and C2 facilities. 2. Delay and disrupt CSS operations through probes. 3. Infiltrate CSS bases to conduct sabotage and terrorist activities. 4. Inflict casualties. 5. Destroy supplies and equipment.



ARTEP 43-888-30-MTP

- ELEMENTS:** Company Headquarters  
 Battalion Maintenance Platoon Headquarters  
 Battalion Maintenance Section  
 Maintenance Control Section  
 Tech Supply Platoon Headquarters  
 Shipping / Receiving Section  
 Storage / Issue Section  
 RX / QSS Section  
 Direct Support Maintenance Platoon Headquarters  
 Automotive / Track Vehicle Repair Section  
 Service / Recovery Section  
 Ground Support Equipment Repair Section  
 Armament Repair Section  
 Communications / Electronics Repair Section  
 Cavalry System Support Team

**TASK:** Defend Unit Area (63-2-4024)  
 (FM 7-10) (FM 21-75) (FM 3-3)  
 (FM 3-4) (FM 3-5) (STP 21-1-SMCT)  
 (STP 21-24-SMCT)

**ITERATION:** 1 2 3 4 5 M (Circle)

**COMMANDER/LEADER ASSESSMENT:** T P U (Circle)

**CONDITIONS:** OP reports a threat element is approaching the unit's defensive sector. The unit has analog and/or digital communications with higher HQ. The higher HQ OPORD, the unit TSOP, and higher HQ TSOP are available. The unit has completed defensive preparations, including preplanned fire support coordination. Enemy attacking elements can be engaged with indirect fire before they reach the unit's defensive perimeter. The BCOC has tasked the unit to assist in directing artillery fire and CAS in its assigned area of defense. Higher HQ staff element has directed all but "priority" CSS to be discontinued and all available personnel be assigned to defensive perimeter duties. This task is performed under all day and night environmental conditions. The unit is subject to air, NBC, and all levels of threat forces attacks. Some iterations of this task should be performed in MOPP4.

**TASK STANDARDS:** Threat force is repelled or delayed until the unit is relieved by MP or TCF. At MOPP4 performance degradation factors increase reaction times.

TASK STEPS AND PERFORMANCE MEASURES	GO	NO-GO
* 1. Commander and leaders direct reaction to threat elements. <ul style="list-style-type: none"> <li>a. Direct suspension of support activities.</li> <li>b. Direct employment of maximum defensive level.</li> <li>c. Recall all OP personnel, if not detected by threat forces.</li> <li>d. Maintain map surveillance of all threat activity in the unit's sector.</li> <li>e. Forward SPOTREPs to S2/S3 using analog and/or digital communications .</li> <li>f. Forward SHELLREPs to S2/S3 using analog and/or digital communications .</li> <li>g. Maintain communications with the S2/S3 using analog and/or digital communications.</li> <li>h. Direct unit by fire and maneuver to repel and/or delay penetration of threat forces into the CP area.</li> <li>i. Maintain current situation map with all known friendly and threat locations using analog and/or digital communications.</li> </ul> 2. Unit personnel react to threat.		

TASK STEPS AND PERFORMANCE MEASURES	GO	NO-GO
<ul style="list-style-type: none"> <li>a. Sound attack alarm.</li> <li>b. Occupy defensive positions.</li> <li>c. Forward SALUTE report to CP using analog and/or digital communications.</li> <li>d. Engage threat with organic weapons without compromising positions.</li> <li>e. Conduct tactical fire and maneuver to repel and/or delay penetration into CP defense.</li> <li>f. Forward SITREP to CP using analog and/or digital communications.</li> <li>g. Treat casualties with life-threatening wounds or injuries first.</li> <li>h. Replace injured key personnel.</li> <li>i. Replace weapons systems that are destroyed during the engagement.</li> </ul> <p>3. Unit personnel react to indirect fire.</p> <ul style="list-style-type: none"> <li>a. Sound alarm by shouting "incoming" and following TSOP and/or leader's commands.</li> <li>b. Seek overhead cover protection of fighting position.</li> <li>c. Don protective masks within 9 seconds (with hood, within 15 seconds).</li> <li>d. Forward SHELLREP to unit CP using analog and/or digital communications.</li> <li>e. Conduct standard unmasking procedures, if chemical detector kit or detector paper is not available.</li> </ul> <p>* 4. Commander and leaders coordinate indirect fire support.</p> <ul style="list-style-type: none"> <li>a. Coordinate preplanned fires with the S2/S3 fire support element using analog and/or digital communications.</li> <li>b. Establish communications with fire support operations center using analog and/or digital communications.</li> <li>c. Request fire support using proper procedures and terminology using analog and/or digital communications as time permits.</li> <li>d. Adjust fires on target, as necessary.</li> <li>e. Terminate fire mission using analog and/or digital communications as time permits.</li> <li>f. Report effects of fires to S2/S3 using analog and/or digital communications.</li> </ul> <p>* 5. Commander and leaders direct CAS.</p> <ul style="list-style-type: none"> <li>a. Coordinate CAS mission through the S2/S3 using analog and/or digital communications.</li> <li>b. Coordinate communications with CAS strike leader through the S2/S3 using analog and/or digital communications.</li> <li>c. Prepare unit area for CAS strikes.</li> <li>d. Identify friendly positions by use of colored smoke.</li> <li>e. Identify targets to strike leader.</li> <li>f. Adjust air strikes on target(s).</li> <li>g. Terminate CAS mission.</li> <li>h. Report strike effects to S2/S3 using analog and/or digital communications.</li> <li>i. Forward SITREP to S2/S3 using analog and/or digital communications.</li> </ul>		

TASK PERFORMANCE / EVALUATION SUMMARY BLOCK							
ITERATION	1	2	3	4	5	M	TOTAL
TOTAL TASK STEPS EVALUATED							
TOTAL TASK STEPS "GO"							
TRAINING STATUS "GO"/"NO-GO"							

"\*\*" indicates a leader task step.

**SUPPORTING INDIVIDUAL TASKS: NONE**

**SUPPORTING COLLECTIVE TASKS**

Task Number	Task Title	References
63-2-4022	Prepare Unit for Level II/III Threat	ARTEP 10-337-30-MTP

**OPFOR TASKS AND STANDARDS**

**TASK:** Conduct Air Attacks (63-OPFOR-1006)

**CONDITION:** OPFOR elements in the rear area have forwarded the positions of enemy support sites and/or the locations of road march elements to OPFOR HQ. OPFOR aircraft have been dispatched to attack enemy installations or convoys.

**STANDARD:** 1. Locate command and control site(s) or convoys. 2. Conduct attack runs on designated target(s). 3. Destroy enemy equipment, supplies, vehicles, and personnel.

**TASK:** Attack (63-OPFOR-1010)

**CONDITION:** Enemy rear area CSS base has been located by OPFOR element. PIR and other intelligence requirements have been obtained by OPFOR patrols. OPFOR element has automatic and anti-armor weapons, and light mortars. OPFOR element is the size of approximately two platoons.

**STANDARD:** 1. Develop an attack plan. 2. Initiate attack using a scheme of maneuver that exploits enemy flanks, gaps, and identified weaknesses. 3. Use covered and concealed routes to approach enemy forces flanks, gaps, or weakly held areas. 4. Employ indirect fire to support attack. 5. Penetrate enemy defenses. 6. Destroy all equipment and supplies. 7. Inflict heavy casualties. 8. Isolate the CSS base by blocking reinforcements. 9. Force enemy units to displace. 10. Withdraw before CSS base is reinforced with tactical combat forces.

**TASK:** Maintain Contact (63-OPFOR-1011)

**CONDITION:** OPFOR element is tactically engaged with enemy base defense forces. Enemy forces are withdrawing under pressure.

**STANDARD:** 1. Engage enemy forces decisively. 2. Advance own unit or forces as enemy withdraws. 3. Inflict casualties.

- ELEMENTS:** Company Headquarters  
 Battalion Maintenance Platoon Headquarters  
 Battalion Maintenance Section  
 Maintenance Control Section  
 Tech Supply Platoon Headquarters  
 Shipping / Receiving Section  
 Storage / Issue Section  
 RX / QSS Section  
 Direct Support Maintenance Platoon Headquarters  
 Automotive / Track Vehicle Repair Section  
 Service / Recovery Section  
 Ground Support Equipment Repair Section  
 Armament Repair Section  
 Communications / Electronics Repair Section  
 Cavalry System Support Team

**TASK:** Perform Withdrawal Under Fire (63-2-4025) (FM 3-4)  
 (FM 7-10) (FM 21-75)  
 (FM 3-5)

**ITERATION:** 1 2 3 4 5 M (Circle)  
**COMMANDER/LEADER ASSESSMENT:** T P U (Circle)

**CONDITIONS:** The unit is currently engaging threat elements along its defensive sector. The S2/S3 has directed withdrawal to supplementary fighting positions. The unit has analog and/or digital communications with higher HQ. The higher HQ OPORD, the unit TSOP, and higher HQ TSOP are available. Execution times have been established for relocation activities, including indirect fires to cover withdrawal operations. The unit is required to furnish internal smoke screening in addition to pre-planned smoke-screen fires from support artillery. This task is performed under all day and night environmental conditions. The unit is subject to air, NBC, and all levels of threat forces attacks. Some iterations of this task should be performed in MOPP4.

**TASK STANDARDS:** Supplementary positions are occupied and unit is prepared to engage threat. Withdrawal actions are performed using techniques outlined in the unit TSOP and OPORD. At MOPP4 performance degradation factors increase time required for withdrawal under fire.

TASK STEPS AND PERFORMANCE MEASURES	GO	NO-GO
* 1. Commander and leaders supervise disengagement under fire. <ul style="list-style-type: none"> <li>a. Maintain situational awareness using analog and/or digital communications or messenger.</li> <li>b. Identify disengagement method to be used.</li> <li>c. Designate movement element (first element).</li> <li>d. Designate base of fire element (second element).</li> <li>e. Brief element leaders on disengagement phases and procedures.</li> <li>f. Monitor execution of disengagement for compliance with commander's directives.</li> <li>g. Forward completion report to S2/S3 using analog and/or digital communications or messenger.</li> </ul> 2. Unit performs fire and movement to rear. <ul style="list-style-type: none"> <li>a. Coordinates for execution of fire and movement among elements (all elements).</li> <li>b. Employs smoke grenades that provide a screen to cover disengagement.</li> </ul>		

TASK STEPS AND PERFORMANCE MEASURES	GO	NO-GO
c. Lays down a base of fire with all available weapons (second element). d. Moves from primary to supplementary fighting positions (first element). e. Lays down a base of fire with all available weapons (first element). f. Moves from primary to supplementary fighting positions (second element). g. Reestablishes sectors of fire within 10 minutes of move. h. Forwards completion report to the CP using analog and/or digital communications or messenger.		

TASK PERFORMANCE / EVALUATION SUMMARY BLOCK							
ITERATION	1	2	3	4	5	M	TOTAL
TOTAL TASK STEPS EVALUATED							
TOTAL TASK STEPS "GO"							
TRAINING STATUS "GO"/"NO-GO"							

"\*\*" indicates a leader task step.

**SUPPORTING INDIVIDUAL TASKS: NONE**

**SUPPORTING COLLECTIVE TASKS**

Task Number	Task Title	References
63-2-4022	Prepare Unit for Level II/III Threat	ARTEP 10-337-30-MTP
63-2-4023	Conduct Hasty Displacement	ARTEP 10-337-30-MTP
63-2-4024	Defend Unit Area	ARTEP 10-337-30-MTP

**OPFOR TASKS AND STANDARDS**

**TASK:** Maintain Contact (63-OPFOR-1011)

**CONDITION:** OPFOR element is tactically engaged with enemy base defense forces. Enemy forces are withdrawing under pressure.

**STANDARD:** 1. Engage enemy forces decisively. 2. Advance own unit or forces as enemy withdraws. 3. Inflict casualties.

- ELEMENTS:** Company Headquarters  
 Battalion Maintenance Platoon Headquarters  
 Battalion Maintenance Section  
 Maintenance Control Section  
 Tech Supply Platoon Headquarters  
 Shipping / Receiving Section  
 Storage / Issue Section  
 RX / QSS Section  
 Direct Support Maintenance Platoon Headquarters  
 Automotive / Track Vehicle Repair Section  
 Service / Recovery Section  
 Ground Support Equipment Repair Section  
 Armament Repair Section  
 Communications / Electronics Repair Section  
 Cavalry System Support Team

**TASK:** Reorganize Unit Defense (63-2-4026) (FM 21-75)  
 (FM 7-10) (FM 20-3)  
 (STP 21-1-SMCT) (STP 21-24-SMCT)

**ITERATION:** 1 2 3 4 5 M (Circle)  
**COMMANDER/LEADER ASSESSMENT:** T P U (Circle)

**CONDITIONS:** The unit has successfully defended its area during an attack by threat elements. The attacking elements have broken contact and withdrawn from the immediate area. The unit has analog and/or digital communications with higher HQ. The higher HQ OPORD, unit TSOP, and higher HQ TSOP are available. The unit maintains a high state of readiness. The unit has sustained casualties and damages to defensive positions. This task is performed under all day and night environmental conditions. The unit is subject to air, NBC, and all levels of threat forces attacks. Some iterations of this task should be performed in MOPP4.

**TASK STANDARDS:** Unit defenses are reorganized within the time prescribed by the commander. At MOPP4, performance degradation factors increase defense reorganization completion times.

TASK STEPS AND PERFORMANCE MEASURES	GO	NO-GO
* 1. Commander and leaders supervise reorganization of unit defenses. <ul style="list-style-type: none"> <li>a. Maintain situational awareness using analog and/or digital communications or messenger.</li> <li>b. Identify status of personnel, weapons, and equipment.</li> <li>c. Fill key leadership positions.</li> <li>d. Reassign personnel to weapon systems most critical to unit defense.</li> <li>e. Supervise distribution or redistribution of ammunition.</li> <li>f. Request ammunition resupply through the S4 element using analog and/or digital communications or messenger.</li> <li>g. Reassign fighting positions and sectors of fire.</li> <li>h. Supervise replacement and/or reconstruction of fighting positions, camouflage, and obstacles.</li> <li>i. Prepare updated unit defense sketch.</li> <li>j. Forward sketch to the S2/S3 using digital/analog device or messenger.</li> <li>k. Forward personnel, weapons, and equipment status report to the S1 and S4 using analog and/or digital communications or messenger.</li> </ul> 2. Unit performs defensive reorganization activities.		

TASK STEPS AND PERFORMANCE MEASURES	GO	NO-GO
a. Mans all critical weapon systems. b. Redistributes ammunition to all fighting positions. c. Reports ammunition status to CP using analog and/or digital communications or messenger. d. Occupies newly assigned fighting positions. e. Establishes new sectors of fire. f. Performs PMCS on assigned weapons. g. Reconstructs fighting positions. h. Reconstructs obstacles and warning devices. i. Replaces damaged camouflage. j. Reports all threat activities to CP using analog and/or digital communications or messenger. k. Treats casualties. NOTE: See Task 08-2-0003.63-0001 for detailed treatment procedures. l. Transports casualties. NOTE: See Task 63-2-4316 for detailed casualty transportation procedures. m. Reports all casualties to CP using analog and/or digital communications or messenger.		

TASK PERFORMANCE / EVALUATION SUMMARY BLOCK							
ITERATION	1	2	3	4	5	M	TOTAL
TOTAL TASK STEPS EVALUATED							
TOTAL TASK STEPS "GO"							
TRAINING STATUS "GO"/"NO-GO"							

"\*" indicates a leader task step.

**SUPPORTING INDIVIDUAL TASKS: NONE**

**SUPPORTING COLLECTIVE TASKS**

Task Number	Task Title	References
63-2-4023	Conduct Hasty Displacement	ARTEP 10-337-30-MTP
63-2-4025	Perform Withdrawal Under Fire	ARTEP 10-337-30-MTP

**OPFOR TASKS AND STANDARDS: NONE**

- ELEMENTS:** Company Headquarters  
 Battalion Maintenance Platoon Headquarters  
 Battalion Maintenance Section  
 Maintenance Control Section  
 Tech Supply Platoon Headquarters  
 Shipping / Receiving Section  
 Storage / Issue Section  
 RX / QSS Section  
 Direct Support Maintenance Platoon Headquarters  
 Automotive / Track Vehicle Repair Section  
 Service / Recovery Section  
 Ground Support Equipment Repair Section  
 Armament Repair Section  
 Communications / Electronics Repair Section  
 Cavalry System Support Team

**TASK:** Execute Battle Handover (63-2-4027) (FM 7-10) (FM 21-75) (FM 3-4)

**ITERATION:** 1 2 3 4 5 M (Circle)

**COMMANDER/LEADER ASSESSMENT:** T P U (Circle)

**CONDITIONS:** The S2/S3 has issued a FRAGO directing the unit to prepare to hand the current engagement over to the TCF or MP area security elements. The unit has analog and/or digital communications with higher HQ. The higher HQ OPORD, unit TSOP, and higher HQ TSOP are available. TCF or MP units are located in an assembly area awaiting deployment. Contact with the enemy has been broken. Indirect fire and smoke have been coordinated to cover disengagement and handover operations. TCF or MP elements are required to assume responsibility for defensive operations until the unit defense is released again to the commander. This task is performed under all day and night environmental conditions. The unit is subject to air, NBC, and all levels of threat forces attacks. Some iterations of this task should be performed in MOPP4.

**TASK STANDARDS:** Battle handover operations are conducted IAW the TSOP and current FRAGO and are undetected by threat. At MOPP4, battle handover operations are significantly degraded.

TASK STEPS AND PERFORMANCE MEASURES	GO	NO-GO
* 1. Commander and leaders supervise battle handover assistance. <ul style="list-style-type: none"> <li>a. Maintain situational awareness using analog and/or digital communications.</li> <li>b. Coordinate with S2/S3 location of battle handover line and contact points in the unit's assigned area.</li> <li>c. Coordinate with S2/S3 for information on indirect fire and smoke support using analog and/or digital communications.</li> <li>d. Disseminate battle handover information to subordinate elements using analog and/or digital communications or messenger.</li> <li>e. Redeploy troops to assist in handover using analog and/or digital communications or messenger.</li> <li>f. Maintain communication with TCF or MP elements using analog and/or digital communications or messenger.</li> <li>g. Exchange tactical information with TCF or MP element counterpart using analog and/or digital communications or messenger.</li> <li>h. Forward handover completion report to S2/S3 using analog and/or digital communications.</li> </ul>		



TASK STEPS AND PERFORMANCE MEASURES	GO	NO-GO
2. Unit provides battle handover assistance. <ul style="list-style-type: none"> <li>a. Establish contact points.</li> <li>b. Establish overwatch positions.</li> <li>c. Marks TCF or MP unit routes.</li> <li>d. Guides TCF or MP units along specified routes.</li> <li>e. Provide overwatch for TCF or MP.</li> <li>f. Forward handover completion report to CP using analog and/or digital communications.</li> </ul>		

TASK PERFORMANCE / EVALUATION SUMMARY BLOCK							
ITERATION	1	2	3	4	5	M	TOTAL
TOTAL TASK STEPS EVALUATED							
TOTAL TASK STEPS "GO"							
TRAINING STATUS "GO"/"NO-GO"							

"\*\*" indicates a leader task step.

**SUPPORTING INDIVIDUAL TASKS: NONE**

**SUPPORTING COLLECTIVE TASKS**

Task Number	Task Title	References
63-2-4025	Perform Withdrawal Under Fire	ARTEP 10-337-30-MTP

**OPFOR TASKS AND STANDARDS**

**TASK:** Attack (63-OPFOR-1010)

**CONDITION:** Enemy rear area CSS base has been located by OPFOR element. PIR and other intelligence requirements have been obtained by OPFOR patrols. OPFOR element has automatic and anti-armor weapons, and light mortars. OPFOR element is the size of approximately two platoons.

**STANDARD:** 1. Develop an attack plan. 2. Initiate attack using a scheme of maneuver that exploits enemy flanks, gaps, and identified weaknesses. 3. Use covered and concealed routes to approach enemy forces flanks, gaps, or weakly held areas. 4. Employ indirect fire to support attack. 5. Penetrate enemy defenses. 6. Destroy all equipment and supplies. 7. Inflict heavy casualties. 8. Isolate the CSS base by blocking reinforcements. 9. Force enemy units to displace. 10. Withdraw before CSS base is reinforced with tactical combat forces.

**TASK:** Maintain Contact (63-OPFOR-1011)

**CONDITION:** OPFOR element is tactically engaged with enemy base defense forces. Enemy forces are withdrawing under pressure.

**STANDARD:** 1. Engage enemy forces decisively. 2. Advance own unit or forces as enemy withdraws. 3. Inflict casualties.

- ELEMENTS:** Company Headquarters  
 Battalion Maintenance Platoon Headquarters  
 Battalion Maintenance Section  
 Maintenance Control Section  
 Tech Supply Platoon Headquarters  
 Shipping / Receiving Section  
 Storage / Issue Section  
 RX / QSS Section  
 Direct Support Maintenance Platoon Headquarters  
 Automotive / Track Vehicle Repair Section  
 Service / Recovery Section  
 Ground Support Equipment Repair Section  
 Armament Repair Section  
 Communications / Electronics Repair Section  
 Cavalry System Support Team

**TASK:** Perform Area Damage Control Functions (63-2-4028)  
 (FM 100-14) (FM 21-16) (FM 3-100.4)  
 (FM 3-3) (FM 3-4) (STP 21-1-SMCT)  
 (STP 21-24-SMCT)

**ITERATION:** 1 2 3 4 5 M (Circle)

**COMMANDER/LEADER ASSESSMENT:** T P U (Circle)

**CONDITIONS:** The unit is relieved of a threat encounter or threat forces have completely withdrawn from the area. The attack has caused heavy damage to the unit area. The commander and/or higher HQ has required a damage assessment be performed. The unit has analog and/or digital communications with higher HQ. The higher HQ OPORD, the unit TSOP, and higher HQ TSOP are available. Higher level HQ Control and Assessment CP have been established and is manned by control and assessment team personnel. ADC resources are not expended to remove or repair materials or structures that have no impact on mission accomplishment. Assistance is provided to supported elements, as required. This task is performed under all day and night environmental conditions. The unit is subject to air, NBC, and all levels of threat forces attacks. Some iterations of this task should be performed in MOPP4.

**TASK STANDARDS:** All mission-hindering debris and safety hazards are cleared and marked. ADC is conducted IAW the higher HQ TSOP and OPORD. At MOPP4, performance degradation factors minimally increase ADC activities completion times.

TASK STEPS AND PERFORMANCE MEASURES	GO	NO-GO
* 1. Commander and leaders supervise unit ADC activities. <ul style="list-style-type: none"> <li>a. Identify damage to CP area.</li> <li>b. Forward ADC SITREP to Control and Assessment CP using analog and/or digital communications or messenger.</li> <li>c. Identify ADC policies and procedures by reviewing appropriate annex of the TSOP and higher HQ rear operations annex.</li> <li>d. Identify danger areas and informs subordinate elements.</li> <li>e. Supervise unit restoration activities.</li> <li>f. Coordinate additional support requirements with Control and Assessment CP using analog and/or digital communications or messenger.</li> <li>g. Coordinate dispatch of ADC teams with Control and Assessment CP using analog and/or digital communications.</li> </ul> * 2. Commander and leaders organize unit ADC teams.		

TASK STEPS AND PERFORMANCE MEASURES	GO	NO-GO
a. Assemble required team members and equipment IAW the higher HQ OPORD and TSOP. b. Dispatch control and assessment team personnel and equipment to Control and Assessment CP. c. Organize decontamination squad(s) and light rescue squad(s) as prescribed by TSOP and higher HQ S4 guidance. d. Brief decontamination and rescue squads. e. Dispatch decontamination and rescue squads as directed by Control and Assessment CP.  3. Unit performs restoration activities. a. Establishes barrier and/or checkpoints that deny access to danger areas such as those containing unexploded ordnance, POL fires, and damaged structures. b. Treats casualties. NOTE: See Task 08-2-0003.63-0001 for detailed treatment procedures. c. Transports casualties. NOTE: See Task 63-2-4316 for detailed casualty transportation procedures. d. Relocates major items of equipment and supplies to safe areas. e. Conducts fire fighting operations until all threatening fires are extinguished. f. Employs NBC defense measures. g. Removes rubble, debris, and inoperative vehicles and equipment (mission essential only). h. Reports locations of fires and unexploded ordnance to control and assessment team using analog and/or digital communications. i. Employs safety procedures IAW TSOP and publications. j. Employs environmental stewardship protection program procedures.		

TASK PERFORMANCE / EVALUATION SUMMARY BLOCK							
ITERATION	1	2	3	4	5	M	TOTAL
TOTAL TASK STEPS EVALUATED							
TOTAL TASK STEPS "GO"							
TRAINING STATUS "GO"/"NO-GO"							

"\*" indicates a leader task step.

**SUPPORTING INDIVIDUAL TASKS: NONE**

**SUPPORTING COLLECTIVE TASKS**

Task Number	Task Title	References
63-2-4014	Plan Area Damage Control Operations	ARTEP 10-337-30-MTP

**OPFOR TASKS AND STANDARDS**

**TASK:** Gather Intelligence (63-OPFOR-1008)

**CONDITION:** Small OPFOR elements, operating in the rear area, are planning attacks on enemy bases. Information is needed to complete plans.

**STANDARD:** 1. Identify all PIR and other intelligence requirements. 2. Pass through any outpost, defensive wire, or warning devices undetected. 3. Move to an OP that offers cover and concealment and is close enough to gather PIR and other intelligence requirements. 4. Gather all PIR and other intelligence requirements. 5. Withdraw from area undetected. 6. Report all information to OPFOR HQ.

ARTEP 43-888-30-MTP

- ELEMENTS:** Company Headquarters  
 Battalion Maintenance Platoon Headquarters  
 Battalion Maintenance Section  
 Maintenance Control Section  
 Tech Supply Platoon Headquarters  
 Shipping / Receiving Section  
 Storage / Issue Section  
 RX / QSS Section  
 Direct Support Maintenance Platoon Headquarters  
 Automotive / Track Vehicle Repair Section  
 Service / Recovery Section  
 Ground Support Equipment Repair Section  
 Armament Repair Section  
 Communications / Electronics Repair Section  
 Cavalry System Support Team

**TASK:** Prepare Unit for a Chemical Attack (63-2-4202) (FM 3-3)  
 (FM 3-4) (FM 3-100)  
 (STP 21-1-SMCT) (STP 21-24-SMCT)

**ITERATION:** 1 2 3 4 5 M (Circle)

**COMMANDER/LEADER ASSESSMENT:** T P U (Circle)

**CONDITIONS:** Based on intelligence reports, threat forces are expected to use chemical weapons. Higher HQ staff element directs the implementation of actions designed to minimize casualties and damage. The unit has analog and/or digital communications with higher HQ. The higher HQ OPORD, the unit TSOP, and higher HQ TSOP are available. The unit is currently operating at MOPP2. This task is performed under all environmental conditions, both day and night. The unit is subject to air, NBC, and ground Level I threat forces attack. Some iterations of this task should be performed in MOPP4.

**TASK STANDARDS:** Preparations for the chemical attack are completed prior to the attack or the effects of the attack reaching the unit's location are minimized. At MOPP4, performance degradation factors increase reaction times.

TASK STEPS AND PERFORMANCE MEASURES	GO	NO-GO
* 1. Commander and leaders issue warning order. <ul style="list-style-type: none"> <li>a. Maintain situational awareness using analog and/or digital communications.</li> <li>b. Conduct Chemical Vulnerability Analysis.</li> <li>c. Conduct MOPP Analysis.</li> <li>d. Notify all unit personnel and assigned and attached or OPCON elements of threat status using analog and digital communications or messenger.</li> <li>e. Direct implementation of defensive preparations consistent with the mission and threat.</li> <li>f. Provide guidance on level of degradation of support mission.</li> </ul> 2. Unit personnel take additional actions consistent with mission. <ul style="list-style-type: none"> <li>a. Harden individual fighting positions and support facilities.</li> <li>b. Employ proper field sanitation measures and personal hygiene.</li> <li>c. Check operation of detection equipment as directed by leaders and supervisors.</li> <li>d. Identify protective shelter location(s), if available.</li> <li>e. Inspect all unit personnel protective masks and clothing for proper fitting.</li> <li>f. Cover all exposed equipment and supplies.</li> </ul>		

TASK STEPS AND PERFORMANCE MEASURES	GO	NO-GO
g. Implement procedures to prevent further contamination IAW the TSOP. h. Shut down all nonessential equipment. i. Monitor area by testing with detector kits and/or paper to determine level of contamination.		

TASK PERFORMANCE / EVALUATION SUMMARY BLOCK							
ITERATION	1	2	3	4	5	M	TOTAL
TOTAL TASK STEPS EVALUATED							
TOTAL TASK STEPS "GO"							
TRAINING STATUS "GO"/"NO-GO"							

"\*\*" indicates a leader task step.

**SUPPORTING INDIVIDUAL TASKS: NONE**

**SUPPORTING COLLECTIVE TASKS**

Task Number	Task Title	References
63-2-4013	Prepare Unit for Nuclear, Biological, and Chemical Conditions	ARTEP 10-337-30-MTP

**OPFOR TASKS AND STANDARDS**

**TASK:** Disrupt Enemy Movement and Operations using Persistent and Non-Persistent Chemical Weapons (63-OPFOR-1001)

**CONDITION:** OPFOR units deliver chemical agents by means of conventional artillery weapons or aircraft along selected routes and key bases in the rear area.

**STANDARD:** 1. Deliver chemical agents in low lying and/or densely wooded areas. 2. Delay movement of enemy supplies and equipment to forward areas by disrupting C2 system. 3. Restrict enemy units movement in rear area. 4. Channel movement into predesignated ambush areas. 5. Contaminate enemy supplies and equipment. 6. Inflict casualties on enemy forces.

ARTEP 43-888-30-MTP

- ELEMENTS:** Company Headquarters  
 Battalion Maintenance Platoon Headquarters  
 Battalion Maintenance Section  
 Maintenance Control Section  
 Tech Supply Platoon Headquarters  
 Shipping / Receiving Section  
 Storage / Issue Section  
 RX / QSS Section  
 Direct Support Maintenance Platoon Headquarters  
 Automotive / Track Vehicle Repair Section  
 Service / Recovery Section  
 Ground Support Equipment Repair Section  
 Armament Repair Section  
 Communications / Electronics Repair Section  
 Cavalry System Support Team

**TASK:** Perform Radiological Decontamination (63-2-4207) (FM 3-4)  
 (FM 3-5) (FM 3-100.4)  
 (STP 21-1-SMCT) (STP 21-24-SMCT)

**ITERATION:** 1 2 3 4 5 M (Circle)

**COMMANDER/LEADER ASSESSMENT:** T P U (Circle)

**CONDITIONS:** The unit area has been contaminated by radiological fallout. NBC 3 and OEG have been provided by the higher HQ staff element. The unit has analog and/or digital communications with higher HQ. The higher HQ OPORD, unit TSOP, and higher HQ TSOP are available. External NBC decontamination support has been requested in coordination with the higher HQ staff element. This task is performed under all environmental conditions both day and night. The unit is subject to air, NBC, and ground Level I threat forces attack. Some iterations of this task should be performed in MOPP4.

**TASK STANDARDS:** Unit decontaminates personnel and equipment to within the designated negligible risk level established by higher HQ staff element. At MOPP4, performance degradation factors increase time required to complete this task.

TASK STEPS AND PERFORMANCE MEASURES	GO	NO-GO
1. Unit performs basic skill decontamination procedures. <ul style="list-style-type: none"> <li>a. Maintain situational awareness using analog and/or digital communications..</li> <li>b. Starts basic soldier skills procedures within 15 minutes of indications of contamination.</li> <li>c. Employs basic soldier skill procedures IAW higher HQ and unit TSOP.</li> <li>d. Disposes of contaminated dust and articles IAW prescribed techniques in higher HQ OPORD and TSOP.</li> <li>e. Employ safety procedures IAW TSOP and publications.</li> <li>f. Employ environmental stewardship protection program procedures.</li> </ul> 2. Unit performs hasty vehicle and equipment decontamination procedures. <ul style="list-style-type: none"> <li>a. Starts procedures within 30 minutes of indications of contamination, if mission permits.</li> <li>b. Employs hasty vehicle and equipment decontamination procedures IAW OPORD and TSOP.</li> <li>c. Disposes of contaminated dust and water IAW prescribed techniques in the TSOP.</li> </ul>		

TASK STEPS AND PERFORMANCE MEASURES	GO	NO-GO
d. Employ safety procedures IAW TSOP and publications. e. Employ environmental stewardship protection program procedures. * 3. Commander directs resumption of operational mission. a. Directs elements to perform assigned mission as specified by the TSOP, OPORD, and commander's guidance using analog and/or digital communications or messenger. b. Monitors unit radiation status in coordination with each subelement to ensure compliance with higher HQ commander's OEG. c. Forwards radiation status updates to higher HQ staff element using analog and/or digital communications. d. Coordinates replenishment of NBC decon items with the higher HQ staff element using analog and/or digital communications and follows up the requests by requisitioning supplies using the ULLS-S4 module requisition mode.		

TASK PERFORMANCE / EVALUATION SUMMARY BLOCK							
ITERATION	1	2	3	4	5	M	TOTAL
TOTAL TASK STEPS EVALUATED							
TOTAL TASK STEPS "GO"							
TRAINING STATUS "GO"/"NO-GO"							

"\*\*" indicates a leader task step.

**SUPPORTING INDIVIDUAL TASKS: NONE**

**SUPPORTING COLLECTIVE TASKS**

Task Number	Task Title	References
63-2-4013	Prepare Unit for Nuclear, Biological, and Chemical Conditions	ARTEP 10-337-30-MTP
63-2-4020	Respond to the Initial Effects of a Nuclear Attack	ARTEP 10-337-30-MTP
63-2-4327	Prepare for a Friendly Nuclear Strike	ARTEP 10-337-30-MTP
63-2-4328	Respond to the Residual Effects of a Nuclear Attack	ARTEP 10-337-30-MTP

**OPFOR TASKS AND STANDARDS**

**TASK:** Gather Intelligence (63-OPFOR-1008)

**CONDITION:** Small OPFOR elements, operating in the rear area, are planning attacks on enemy bases. Information is needed to complete plans.

**STANDARD:** 1. Identify all PIR and other intelligence requirements. 2. Pass through any outpost, defensive wire, or warning devices undetected. 3. Move to an OP that offers cover and concealment and is close enough to gather PIR and other intelligence requirements. 4. Gather all PIR and other intelligence requirements. 5. Withdraw from area undetected. 6. Report all information to OPFOR HQ.



ARTEP 43-888-30-MTP

- ELEMENT:** Company Headquarters  
 Battalion Maintenance Platoon Headquarters  
 Battalion Maintenance Section  
 Maintenance Control Section  
 Tech Supply Platoon Headquarters  
 Shipping / Receiving Section  
 Storage / Issue Section  
 RX / QSS Section  
 Direct Support Maintenance Platoon Headquarters  
 Automotive / Track Vehicle Repair Section  
 Service / Recovery Section  
 Ground Support Equipment Repair Section  
 Armament Repair Section  
 Communications / Electronics Repair Section  
 Cavalry System Support Team

**TASK:** Cross a Chemically Contaminated Area (63-2-4226)  
 (FM 3-3) (FM 3-100) (FM 3-4)  
 (FM 3-5) (STP 21-1-SMCT) (STP 21-24-SMCT)

**ITERATION:** 1M 2M 3M 4M 5M (Circle)

**COMMANDER/LEADER ASSESSMENT:** T P U (Circle)

**CONDITIONS:** Orders have been received from the higher HQ staff element to cross a chemically contaminated area. The area cannot be bypassed without unacceptable delay to the move. The unit has analog and/or digital communications with higher HQ. The higher HQ OPORD, unit TSOP, and higher HQ TSOP are available. The unit is currently located in an assembly area that provides concealment. MOPP level 2 has been designated and NBC reconnaissance, survey, and control teams are prepared for their respective missions. The unit's NBC teams will confirm the location of the contaminated area and the type of contamination during reconnaissance. The higher HQ staff element has coordinated for additional chemical decontamination support. Assembly areas will be designated in concealed areas or road networks, as the tactical situation dictates. This task is performed in all day and night environmental conditions. The unit is subject to air, NBC, and ground Level I threat forces attack. This task is always performed in MOPP4.

**TASK STANDARDS:** Unit crosses contaminated area by quickest route possible. At MOPP4, performance degradation factors increase task performance times.

TASK STEPS AND PERFORMANCE MEASURES	GO	NO-GO
1. Leading convoy element employs immediate protective measures. <ul style="list-style-type: none"> <li>a. Assumes MOPP level 4.</li> <li>b. Conducts individual basic soldier skill decontamination, as necessary.</li> </ul> * 2. Convoy commander relays NBC information to march element(s).. <ul style="list-style-type: none"> <li>a. Notifies convoy element(s) of exact location and type of chemical contamination using analog and/or digital communications.</li> <li>b. Plots contaminated area on map overlays and in digital device.</li> <li>c. Provides required protective measures and MOPP level designation to march element(s).</li> <li>d. Designates assembly area for each element for preparation of crossing the contaminated area.</li> <li>e. Directs required protective measures and MOPP level for assembly areas.</li> </ul>		

TASK STEPS AND PERFORMANCE MEASURES	GO	NO-GO
<p>f. Reports locations of assembly areas, halt time, and tentative resumption time to the higher HQ staff element using analog and/or digital communications.</p> <p>g. Forwards NBC 1 chemical report to higher HQ staff element using analog and/or digital communications.</p> <p>3. Convoy elements occupy assembly area(s).</p> <p>a. Move into assembly area without halting on the route of march.</p> <p>b. Establish perimeter security with 360-degree surveillance and crew-served weapons positioned along likely avenues of approach.</p> <p>c. Employ camouflage techniques, with emphasis on positioning mirrors toward the ground and parking vehicles in an area with overhead cover.</p> <p>d. Perform essential after-operation PMCS IAW applicable TM.</p> <p>* 4. Convoy commander selects crossing route.</p> <p>a. Identifies possible routes by conducting a map reconnaissance of contaminated area.</p> <p>b. Conducts comparative analysis of chemical data received from higher HQ staff element, terrain analysis, and time factors for a route selection.</p> <p>c. Selects route that minimizes chemical contamination.</p> <p>d. Requests approval of selected route from higher HQ staff element using analog and/or digital communications.</p> <p>* 5. Convoy commander supervises crossing preparation activities.</p> <p>a. Briefs reconnaissance team on mission, communications, and actions to be performed on other side of the contaminated area.</p> <p>b. Directs reconnaissance team in the donning of full MOPP4 protective garments.</p> <p>c. Dispatches reconnaissance team to verify type of contamination and size of contaminated area.</p> <p>d. Directs precautionary measures and MOPP level required for crossing.</p> <p>e. Assigns crossing time(s) for each march element.</p> <p>f. Assigns assembly area on the other side of contaminated area for each convoy element to perform operational decontamination.</p> <p>6. Chemical reconnaissance team conducts route survey.</p> <p>a. Selects distances between recon checkpoints based on tactical situation and time available.</p> <p>b. Selects recon checkpoints at locations where chemical agents are likely to collect as prescribed in FM 3-3.</p> <p>c. Detects chemical vapors by using M256 kit.</p> <p>d. Checks presence of liquids with M8/9 detector paper.</p> <p>e. Marks route with predetermined material.</p> <p>f. Records recon information, as collected.</p> <p>g. Forwards all recon information to the convoy commander after completion of survey.</p> <p>7. Unit prepares to cross contaminated area.</p> <p>a. Places all externally stored equipment inside vehicles.</p> <p>b. Covers equipment with available material.</p> <p>c. Closes all vehicle air vents and windows.</p> <p>d. Positions chemical detector paper as prescribed in FM 3-4.</p> <p>e. Dons MOPP4 protective gear.</p> <p>8. Convoy elements cross contaminated area.</p> <p>a. Follow route as marked by the reconnaissance party.</p>		

TASK STEPS AND PERFORMANCE MEASURES	GO	NO-GO
<p>b. Avoid low ground, overhead branches, and heavy brush.</p> <p>c. Move as quickly as possible across contaminated area without unnecessary halts and delays.</p> <p>d. Verify that all vehicles have crossed the contaminated area before stopping.</p> <p>e. Forward crossing report to the higher HQ staff element when all convoy elements have crossed the contaminated area using analog and/or digital communications.</p> <p>* 9. Convoy commander supervises decontamination measures.</p> <p>a. Identifies level of required decontamination in coordination with higher HQ staff element.</p> <p>b. Directs implementation of basic soldier skills and/or hasty decontamination based on type of contamination, weather, and tactical situation.</p> <p>10. Unit performs chemical decontamination.</p> <p>a. Initiates skin decontamination techniques within one minute of exposure to liquid contamination.</p> <p>b. Completes personal wipedown within 15 minutes of exit from contaminated area.</p> <p>c. Completes operator's spraydown within 15 minutes of personal wipedown.</p> <p>d. Employs safety measures to ensure DS2 does not touch personal or protective clothing.</p> <p>e. Decontaminates only those areas that would cause further contamination of personnel or equipment.</p> <p>f. Conducts MOPP gear exchange, if required.</p> <p>g. Forwards decontamination status report to higher HQ staff element using analog and/or digital communications.</p> <p>*11. Convoy commander coordinates resumption of road march.</p> <p>a. Designates SP for all convoy elements to resume march.</p> <p>b. Reschedules check point and RP crossing times in coordination with higher HQ staff element.</p> <p>c. Provides new march instructions to all convoy elements.</p> <p>d. Directs covering and marking of contaminated runoff areas.</p> <p>e. Affixes locations of contaminated runoff areas on map overlays.</p> <p>f. Coordinates detailed decontamination with higher HQ staff element using analog and/or digital communications, if required.</p> <p>g. Forwards road march resumption report to higher HQ staff element using analog and/or digital communications.</p> <p>12. Unit performs movement march resumption activities.</p> <p>a. Covers area(s) used for decontamination.</p> <p>b. Marks contaminated runoff areas.</p> <p>c. Decontaminates the decontamination personnel.</p> <p>d. Crosses new SP at time prescribed by the convoy commander.</p>		

TASK PERFORMANCE / EVALUATION SUMMARY BLOCK							
ITERATION	1M	2M	3M	4M	5M		TOTAL
TOTAL TASK STEPS EVALUATED							
TOTAL TASK STEPS "GO"							
TRAINING STATUS "GO"/"NO-GO"							

"\*" indicates a leader task step.

**SUPPORTING INDIVIDUAL TASKS: NONE**

**SUPPORTING COLLECTIVE TASKS**

<b>Task Number</b>	<b>Task Title</b>	<b>References</b>
63-2-4018	Perform Operational Decontamination	ARTEP 10-337-30-MTP
63-2-4202	Prepare Unit for a Chemical Attack	ARTEP 10-337-30-MTP

**OPFOR TASKS AND STANDARDS**

**TASK:** Disrupt Enemy Movement and Operations using Persistent and Non-Persistent Chemical Weapons (63-OPFOR-1001)

**CONDITION:** OPFOR units deliver chemical agents by means of conventional artillery weapons or aircraft along selected routes and key bases in the rear area.

**STANDARD:** 1. Deliver chemical agents in low lying and/or densely wooded areas. 2. Delay movement of enemy supplies and equipment to forward areas by disrupting C2 system. 3. Restrict enemy units movement in rear area. 4. Channel movement into predesignated ambush areas. 5. Contaminate enemy supplies and equipment. 6. Inflict casualties on enemy forces.

ARTEP 43-888-30-MTP

- ELEMENTS:** Company Headquarters  
 Battalion Maintenance Platoon Headquarters  
 Battalion Maintenance Section  
 Maintenance Control Section  
 Tech Supply Platoon Headquarters  
 Shipping / Receiving Section  
 Storage / Issue Section  
 RX / QSS Section  
 Direct Support Maintenance Platoon Headquarters  
 Automotive / Track Vehicle Repair Section  
 Service / Recovery Section  
 Ground Support Equipment Repair Section  
 Armament Repair Section  
 Communications / Electronics Repair Section  
 Cavalry System Support Team

**TASK:** Employ Physical Security Measures (63-2-4306) (FM 3-19.30) (AR 190-13) (FM 3-100.4)  
 (FM 3-4) (STP 21-1-SMCT)

**ITERATION:** 1 2 3 4 5 M (Circle)

**COMMANDER/LEADER ASSESSMENT:** T P U (Circle)

**CONDITIONS:** Guard posts are established at strategic locations in the unit's area. Guards report that one to three unidentified individuals have been sighted attempting to infiltrate the area. The unit has analog and/or digital communications with higher HQ. The higher HQ OPORD, unit TSOP, and higher HQ TSOP are available. Higher HQ support operations have commenced. The intrusion may cause personnel casualties and damage to unit equipment. This task is performed in all day and night environmental conditions. The unit is subject to air, NBC, and ground Level I threat forces attack. Some iterations of this task should be performed in MOPP4.

**TASK STANDARDS:** Unit elements are not surprised by threat intrusion and the attack is repelled using techniques and procedures outlined in higher HQ TSOP and OPORD. At MOPP4, performance degradation factors may increase reaction times.

TASK STEPS AND PERFORMANCE MEASURES	GO	NO-GO
* 1. Commander and leaders prepare physical security plan. <ul style="list-style-type: none"> <li>a. Develop procedures for dismount point to control entry of vehicles into the unit area.</li> <li>b. Develop procedures for selecting and manning defensive positions.</li> <li>c. Develop procedures for reporting threat intrusions or sightings.</li> <li>d. Integrate adjacent unit plans into the physical security plan.</li> <li>e. Forward physical security plan to the higher HQ staff element for approval using analog and/or digital communications or messenger.</li> </ul> 2. Unit HQ supervises guard force. <ul style="list-style-type: none"> <li>a. Tasks unit elements to man guard posts in the unit area.</li> <li>b. Establishes communication network that permits access to all guard posts.</li> </ul> 3. Unit performs guard duty functions. <ul style="list-style-type: none"> <li>a. Mans positions or guard posts as designated by leader or special orders.</li> <li>b. Observes assigned sector.</li> <li>c. Employs challenge and password procedures as prescribed in the TSOP and SOI/SSI.</li> </ul>		

TASK STEPS AND PERFORMANCE MEASURES	GO	NO-GO
<p>d. Reports all suspicious activities to the guard commander or as prescribed in special orders.</p> <p>* 4. Commander and leaders direct response(s) against saboteurs or terrorists.</p> <p>a. Forward incident report to the higher HQ staff element using analog and/or digital communications or messenger.</p> <p>b. Direct perimeter manning level increases as prescribed by the TSOP.</p> <p>c. Maintain a current operations status of the situation.</p> <p>d. Provide continuous situation updates to the higher HQ staff element using analog and/or digital communications or messenger.</p> <p>e. Direct shifting of response force from assembly areas to threat contact area(s).</p> <p>f. Sound "All Clear" signal as soon as attack is over and intruders have been eliminated.</p> <p>g. Direct decrease in manning levels consistent with the tactical situation.</p> <p>5. Unit responds to saboteur or terrorist intrusions.</p> <p>a. Occupies predesignated fighting positions (designated personnel only).</p> <p>b. Reports to unit CP (personnel selected for response force).</p> <p>c. Recons assigned sector for threat activities.</p> <p>d. Fires at any target in area as prescribed by rules of engagement.</p> <p>e. Treats casualties.</p> <p>NOTE: See Task 08-2-0003.63-0001 for detailed treatment procedures.</p> <p>f. Transports casualties.</p> <p>NOTE: See Task 63-2-4316 for detailed casualty transportation procedures.</p> <p>g. Performs mortuary affairs operations.</p> <p>NOTE: See Task 10-2-4513 for detailed mortuary affairs procedures.</p> <p>* 6. Commander supervises post-attack activities.</p> <p>a. Forwards casualty and damage report(s) submitted by subelements to the higher HQ S1, S2/S3, and S4 using analog and/or digital communications or messenger.</p> <p>b. Coordinates life support requirements caused by destruction of supplies, equipment, or personnel with the higher HQ staff S1 and S4 using analog and/or digital communications or messenger.</p> <p>c. Coordinates replenishment of destroyed equipment and supplies with the higher HQ S4 using analog and/or digital communications.</p> <p>NOTE: The unit requisitions equipment and supplies using ULLS-S4.</p> <p>d. Directs unit elements to continue their assigned missions.</p>		

TASK PERFORMANCE / EVALUATION SUMMARY BLOCK							
ITERATION	1	2	3	4	5	M	TOTAL
TOTAL TASK STEPS EVALUATED							
TOTAL TASK STEPS "GO"							
TRAINING STATUS "GO"/"NO-GO"							

"\*" indicates a leader task step.

**SUPPORTING INDIVIDUAL TASKS: NONE**

**SUPPORTING COLLECTIVE TASKS**

<b>Task Number</b>	<b>Task Title</b>	<b>References</b>
63-2-4001	Plan Unit Move	ARTEP 10-337-30-MTP
63-2-4002	Prepare Unit to Move	ARTEP 10-337-30-MTP
63-2-4003	Conduct Tactical Road March	ARTEP 10-337-30-MTP
63-2-4007	Plan Occupation of New Area of Operations	ARTEP 10-337-30-MTP
63-2-4008	Perform Advance/Quartermen Party Activities	ARTEP 10-337-30-MTP
63-2-4009	Occupy New Operating Site	ARTEP 10-337-30-MTP
63-2-4010	Plan Unit Defense	ARTEP 10-337-30-MTP
63-2-4011	Set Up Unit Defense	ARTEP 10-337-30-MTP
63-2-4016	Employ Operations Security Measures	ARTEP 10-337-30-MTP

**OPFOR TASKS AND STANDARDS**

**TASK:** Conduct Terrorist and Saboteur attacks (63-OPFOR-1013)

**CONDITION:** OPFOR dispatches small teams into enemy rear area to disrupt CSS operations.

**STANDARD:** 1. Locate rear support bases and C2 facilities. 2. Delay and disrupt CSS operations through probes. 3. Infiltrate CSS bases to conduct sabotage and terrorist activities. 4. Inflict casualties. 5. Destroy supplies and equipment.

- ELEMENTS:** Company Headquarters  
 Battalion Maintenance Platoon Headquarters  
 Battalion Maintenance Section  
 Maintenance Control Section  
 Tech Supply Platoon Headquarters  
 Shipping / Receiving Section  
 Storage / Issue Section  
 RX / QSS Section  
 Direct Support Maintenance Platoon Headquarters  
 Automotive / Track Vehicle Repair Section  
 Service / Recovery Section  
 Ground Support Equipment Repair Section  
 Armament Repair Section  
 Communications / Electronics Repair Section  
 Cavalry System Support Team

**TASK:** Prepare for a Friendly Nuclear Strike (63-2-4327) (STP 21-24-SMCT)  
 (FM 3-4) (FM 3-5)

**ITERATION:** 1 2 3 4 5 M (Circle)  
**COMMANDER/LEADER ASSESSMENT:** T P U (Circle)

**CONDITIONS:** The unit receives a STRIKEWARN message from the higher HQ staff element with specific actions to be implemented in preparation for a friendly nuclear strike. The unit has analog and digital communications with higher HQ. The higher HQ OPORD, unit TSOP, and higher HQ TSOP are available. This task is performed under all day and night environmental conditions. The unit is subject to air, NBC, and ground Level I threat forces attack. Some iterations of this task should be performed in MOPP4.

**TASK STANDARDS:** Preparations for a friendly nuclear strike are completed within 30 minutes of the time specified in the warning order. At MOPP4, performance degradation factors increase preparation time threefold.

TASK STEPS AND PERFORMANCE MEASURES	GO	NO-GO
1. Unit HQ acknowledges warning. <ul style="list-style-type: none"> <li>a. Maintains situational awareness using analog and digital communications.</li> <li>b. Authenticates the call using analog and digital communications.</li> <li>c. Transcribes message to hard copy with 100 percent accuracy.</li> <li>d. Acknowledges receipt by return message using analog and digital communications.</li> </ul> * 2. Commander and leaders issue warning order. <ul style="list-style-type: none"> <li>a. Alert assigned and attached subelements by most expedient means.</li> <li>b. Relay specific directed actions by analog and digital communications or messengers.</li> </ul> 3. Unit performs preparatory actions. <ul style="list-style-type: none"> <li>a. Cover foxholes and shelters.</li> <li>b. Place all externally stored equipment inside tents or shelters, if possible.</li> <li>c. Place vehicles and equipment on terrain that provides shielding.</li> <li>d. Cover all equipment, munitions, fuel, food, and water containers.</li> <li>e. Cover nose and mouth with handkerchief or clean rag.</li> <li>f. Wear designated MOPP gear to minimize skin exposure.</li> <li>g. Zero dosimeters.</li> </ul>		



TASK STEPS AND PERFORMANCE MEASURES	GO	NO-GO
h. Wear individual dosimeters (selected personnel). i. Disconnect nonessential electronic equipment. j. Tie down essential antennas. k. Disassemble nonessential antennas and antenna leads. l. Improve shelters and individual positions with consideration for blast, thermal, and radiation effects. m. Secure loose flammable or explosive items and water containers. n. Start periodic monitoring. o. Continue to harden positions and vehicles. p. Disconnect all electronic equipment. q. Initiate COOP.		

TASK PERFORMANCE / EVALUATION SUMMARY BLOCK							
ITERATION	1	2	3	4	5	M	TOTAL
TOTAL TASK STEPS EVALUATED							
TOTAL TASK STEPS "GO"							
TRAINING STATUS "GO"/"NO-GO"							

"\*" indicates a leader task step.

**SUPPORTING INDIVIDUAL TASKS: NONE**

**OPFOR TASKS AND STANDARDS: NONE**

- ELEMENTS:** Company Headquarters  
 Battalion Maintenance Platoon Headquarters  
 Battalion Maintenance Section  
 Maintenance Control Section  
 Tech Supply Platoon Headquarters  
 Shipping / Receiving Section  
 Storage / Issue Section  
 RX / QSS Section  
 Direct Support Maintenance Platoon Headquarters  
 Automotive / Track Vehicle Repair Section  
 Service / Recovery Section  
 Ground Support Equipment Repair Section  
 Armament Repair Section  
 Communications / Electronics Repair Section  
 Cavalry System Support Team

**TASK:** Respond to the Residual Effects of a Nuclear Attack (63-2-4328)  
 (FM 3-5) (FM 3-100.4) (FM 3-4)  
 (STP 21-1-SMCT) (STP 21-24-SMCT)

**ITERATION:** 1 2 3 4 5 M (Circle)  
**COMMANDER/LEADER ASSESSMENT:** T P U (Circle)

**CONDITIONS:** A nuclear attack has occurred and the unit must respond by preparing for the fallout predicted to arrive in its AO. The unit has analog and digital communications with higher HQ. The higher HQ OPORD, unit TSOP, and higher HQ TSOP are available. The higher HQ staff element has disseminated a simplified fallout prediction with estimated time of arrival for fallout. The higher HQ unit NBC defense equipment is available. The NBC 3 nuclear reports and OEG have been provided by the higher HQ staff element. This task is performed under all day and night environmental conditions. The unit is subject to air, NBC, and ground Level I threat forces attack. Some iterations of this task should be performed in MOPP4.

**TASK STANDARDS:** Unit personnel complete fallout preparation before arrival of fallout IAW the TSOP and directives provided by the higher HQ staff element. At MOPP4, performance degradation factors increase fallout preparation implementation time.

TASK STEPS AND PERFORMANCE MEASURES	GO	NO-GO
1. Unit prepares for radiological fallout. <ul style="list-style-type: none"> <li>a. Dons protective mask.</li> </ul> NOTE: If protective mask is unavailable, cover nose and mouth with handkerchief or clean rag. <ul style="list-style-type: none"> <li>b. Dons designated MOPP gear to minimize skin exposure.</li> <li>c. Identifies fallout prediction zone the unit is in.</li> <li>d. Calculates how much radiation is expected.</li> <li>e. Wears individual dosimeters (selected personnel).</li> <li>f. Covers foxhole and shelter.</li> <li>g. Places all externally stored equipment inside tents or shelters.</li> <li>h. Covers all equipment, munitions, fuel, food, and water containers.</li> <li>i. Continues operational mission as directed by the higher HQ staff element (essential personnel only).</li> <li>j. Occupies shelters or closed vehicles (nonessential personnel).</li> <li>k. Starts continuous monitoring.</li> <li>l. Continues to improve/increase overhead cover prior to the arrival of fallout.</li> </ul>		

TASK STEPS AND PERFORMANCE MEASURES	GO	NO-GO
<p>m. Occupies shelters upon the arrival of fallout.                      n. Calculates optimum time of exit from shelter(s).                      o. Submits NBC 4 initial report to the higher HQ S2/S3 using analog and digital communications or messenger.                      p. Takes readings every 15 minutes.                      q. Submits NBC 4 peak report to the higher HQ S2/S3 using analog and digital communications or messenger.                      r. Takes readings every 30 minutes for 2.5 hours.                      s. Submits NBC series report to the higher HQ S2/S3 based on readings using analog and digital communications or messenger.</p> <p>2. Unit NBC defense teams perform monitoring activities.                      a. Initiate radiacmeter monitoring to determine radiation dose rate.                      b. Relay warning to unit personnel using analog and digital communications or messenger.                      c. Take shelter, if mission permits, until "All Clear" is given or if directed to move.                      d. Monitor radiacmeter to determine dose rate and total dosage.                      e. Report dose rate and total dosage to the higher HQ S2/S3 using analog and digital communications or messenger.</p> <p>* 3. Commander and leaders develop contingency plan.                      a. Identify current mission status.                      b. Perform comparative analysis between the RES and the OEG.                      c. Direct development of personnel rotation plans by subelements to minimize personnel exposure.                      d. Direct development of entry and exit procedures by subelements to minimize shelter and vehicle contamination.                      e. Develop relocation plan in coordination with the higher HQ S2/S3 using analog and digital communications or messenger.                      f. Disseminate contingency plan to all subelements and the higher HQ S2/S3 using analog and digital communications or messenger.                      g. Coordinate with the higher HQ S4 for decontamination after fallout is complete using analog and digital communications.                      h. Direct deliberate decontamination.                      i. Enforce safety procedures IAW TSOP and applicable publications.                      j. Enforce environmental stewardship protection program procedures.</p>		

TASK PERFORMANCE / EVALUATION SUMMARY BLOCK							
ITERATION	1	2	3	4	5	M	TOTAL
TOTAL TASK STEPS EVALUATED							
TOTAL TASK STEPS "GO"							
TRAINING STATUS "GO"/"NO-GO"							

"\*" indicates a leader task step.

**SUPPORTING INDIVIDUAL TASKS: NONE**

**SUPPORTING COLLECTIVE TASKS**

<b>Task Number</b>	<b>Task Title</b>	<b>References</b>
63-2-4013	Prepare Unit for Nuclear, Biological, and Chemical Conditions	ARTEP 10-337-30-MTP
63-2-4020	Respond to the Initial Effects of a Nuclear Attack	ARTEP 10-337-30-MTP

**OPFOR TASKS AND STANDARDS**

**TASK:** Disrupt Enemy Movement and Operations using Tactical Nuclear Weapons (63-OPFOR-1002)

**CONDITION:** Tactical nuclear weapons are employed against key locations in the rear area.

**STANDARD:** 1. Disrupt or delay movement of equipment and supplies to forward areas. 2. Destroy enemy equipment and supplies. 3. Inflict nuclear casualties among enemy troops. 4. Deny enemy use of specified areas. 5. Contaminate enemy equipment and supplies.

ARTEP 43-888-30-MTP

- ELEMENTS:** Company Headquarters  
 Battalion Maintenance Platoon Headquarters  
 Battalion Maintenance Section  
 Maintenance Control Section  
 Tech Supply Platoon Headquarters  
 Shipping / Receiving Section  
 Storage / Issue Section  
 RX / QSS Section  
 Direct Support Maintenance Platoon Headquarters  
 Automotive / Track Vehicle Repair Section  
 Service / Recovery Section  
 Ground Support Equipment Repair Section  
 Armament Repair Section  
 Communications / Electronics Repair Section  
 Cavalry System Support Team

**TASK:** Respond to a Chemical Attack (63-2-4334) (FM 3-4)  
 (FM 3-3) (FM 3-100)  
 (STP 21-1-SMCT) (STP 21-24-SMCT)

**ITERATION:** 1 2 3 4 5 M (Circle)

**COMMANDER/LEADER ASSESSMENT:** T P U (Circle)

**CONDITIONS:** The sound of automatic alarms or color changes in chemical detector paper indicates the presence of contaminants. The unit has analog and/or digital communications with higher HQ. The higher HQ OPORD, the unit TSOP, and higher HQ TSOP are available. The unit is tactically deployed at MOPP2. Intelligence reports from the higher HQ staff element indicate that the threat is capable of attacking with chemical weapons. This task is performed under all day and night environmental conditions. The unit is subject to air, NBC, and ground Level I threat forces attack. Some iterations of this task should be performed in MOPP4.

**TASK STANDARDS:** Unit personnel react to the chemical alarm within 15 seconds, assume MOPP4 within 2 to 4 minutes, and perform testing and unmasking procedures until unit is reorganized and reduced MOPP level functions are reinstated.

TASK STEPS AND PERFORMANCE MEASURES	GO	NO-GO
1. Unit personnel employ protective measures. <ul style="list-style-type: none"> <li>a. Don protective mask within 9 seconds, with hood within 15 seconds.</li> <li>b. Initiate appropriate alarms (vocal and nonvocal).</li> <li>c. Don protective gloves within 45 seconds of alarm.</li> <li>d. Conduct skin decontamination within 2 minutes of alarm.</li> <li>e. Identify type of agent using chemical agent detector kits.</li> <li>f. Conduct operator spraydown and personal equipment decontamination within 15 minutes of alarm.</li> <li>g. Continue mission unless directed otherwise.</li> </ul> 2. Unit personnel protect equipment. <ul style="list-style-type: none"> <li>a. Cover all exposed equipment and supplies.</li> <li>b. Implement procedures to prevent further contamination IAW the TSOP.</li> <li>c. Monitor the area to determine contamination levels by testing with detector kits and paper.</li> </ul> * 3. Unit leaders provide NBC reports to the higher HQ S2/S3.		

TASK STEPS AND PERFORMANCE MEASURES	GO	NO-GO
<p>a. Forward initial NBC 1 chemical report as soon as tactical situation permits using analog and/or digital communications or messenger.</p> <p>b. Request permission to move, if mission permits, using analog and/or digital communications or messenger.</p> <p>c. Coordinate with higher HQ S4 on for hasty or deliberate decontamination support using analog and/or digital communications.</p> <p>d. Forward follow-up NBC 1 chemical report within 20 minutes after the attack using analog and/or digital communications or messenger.</p> <p>* 4. Unit leaders initiate unmasking procedures (if chemical agent detector kits indicate negative results).</p> <p>a. Direct two individuals to conduct unmasking procedures.</p> <p>b. Observe directed individuals for 10 minutes for symptoms of illness.</p> <p>c. Observe directed individuals for delayed symptoms.</p> <p>d. Initiate "All Clear" signal, if no symptoms of chemical poisoning are detected.</p> <p>e. Report results to higher HQ S2/S3 using analog and/or digital communications or messenger. systems.</p> <p>5. Unit personnel employ unmasking procedures (chemical agent detector kits indicate negative results).</p> <p>a. Break the seal in a shady area (directed personnel).</p> <p>b. Remain unmasked for five minutes (directed personnel).</p> <p>c. Remask and clear masks (directed personnel).</p>		
<p>NOTE: Task steps 6 and 7 are performed only if chemical agent detector kits are not available.</p> <p>* 6. Unit leaders initiate unmasking procedures (using M8/M9 detector paper).</p> <p>a. Check area for physical signs of liquid contamination using M8/M9 detector paper.</p> <p>b. Direct two individuals to conduct unmasking procedures.</p> <p>c. Observe directed individuals for 10 minutes for symptoms of chemical incapacitation.</p> <p>NOTE: Wait 5 minutes after directed individuals have unmasked.</p> <p>d. Observe directed individuals for another 10 minutes after they unmask again, for symptoms of chemical incapacitation.</p> <p>e. Initiate "All Clear" signal, if no symptoms appear.</p> <p>f. Report results to higher HQ S2/S3 using analog and/or digital communications or messenger.</p>		
<p>7. Unit personnel employ unmasking procedures (using M8 detector paper).</p> <p>a. Check area for physical signs of liquid contamination using M8/M9 detector paper.</p> <p>b. Break mask seal in a shady area (directed individuals).</p> <p>c. Keep eyes open for 15 seconds (directed individuals).</p> <p>d. Clear mask (directed individuals).</p> <p>e. Reseal mask (directed individuals).</p> <p>f. Remain masked for 10 minutes (directed individuals).</p> <p>g. Unmask for five minutes (directed individuals).</p> <p>h. Remask for 10 minutes (directed individuals).</p> <p>i. Initiate "All Clear" if no symptoms appear.</p> <p>j. Repeat unmasking procedures, steps b through i above, for remaining unit personnel.</p> <p>k. Report results to higher HQ S2/S3 using analog and/or digital communications or messenger.</p>		

TASK STEPS AND PERFORMANCE MEASURES	GO	NO-GO
* 8. Commander and leaders reorganize unit area. <ul style="list-style-type: none"> <li>a. Establish Situational Awareness.</li> <li>b. Reestablish chain of command.</li> <li>c. Coordinate required unit MOPP level with the higher HQ S2/S3 using analog and/or digital communications or messenger.</li> <li>d. Inspect unit personnel to ensure that individuals remain at the directed MOPP level.</li> <li>e. Direct periodic chemical monitoring in the unit area.</li> <li>f. Supervise the request and distribution of replacement chemical defense equipment and supplies.</li> </ul>		

TASK PERFORMANCE / EVALUATION SUMMARY BLOCK							
ITERATION	1	2	3	4	5	M	TOTAL
TOTAL TASK STEPS EVALUATED							
TOTAL TASK STEPS "GO"							
TRAINING STATUS "GO"/"NO-GO"							

"\*\*" indicates a leader task step.

**SUPPORTING INDIVIDUAL TASKS: NONE**

**SUPPORTING COLLECTIVE TASKS**

Task Number	Task Title	References
63-2-4013	Prepare Unit for Nuclear, Biological, and Chemical Conditions	ARTEP 10-337-30-MTP
63-2-4202	Prepare Unit for a Chemical Attack	ARTEP 10-337-30-MTP

**OPFOR TASKS AND STANDARDS**

**TASK:** Disrupt Enemy Movement and Operations using Persistent and Non-persistent Chemical Weapons (63-OPFOR-1001)

**CONDITION:** OPFOR units deliver chemical agents by means of conventional artillery weapons or aircraft along selected routes and key bases in the rear area.

**STANDARD:** 1. Deliver chemical agents in low lying and/or densely wooded areas. 2. Delay movement of enemy supplies and equipment to forward areas by disrupting C2 system. 3. Restrict enemy units movement in rear area. 4. Channel movement into predesignated ambush areas. 5. Contaminate enemy supplies and equipment. 6. Inflict casualties on enemy forces.

- ELEMENTS:** Company Headquarters  
 Battalion Maintenance Platoon Headquarters  
 Battalion Maintenance Section  
 Maintenance Control Section  
 Tech Supply Platoon Headquarters  
 Shipping / Receiving Section  
 Storage / Issue Section  
 RX / QSS Section  
 Direct Support Maintenance Platoon Headquarters  
 Automotive / Track Vehicle Repair Section  
 Service / Recovery Section  
 Ground Support Equipment Repair Section  
 Armament Repair Section  
 Communications / Electronics Repair Section  
 Cavalry System Support Team

**TASK:** Treat Casualties (08-2-0003.63-0001)  
 (FM 21-11) (AR 600-8-1) (FM 3-4)  
 (FM 3-5) (FM 8-10) (FM 8-10-6)  
 (FM 8-10-7) (FM 8-285) (FM 8-55)

**ITERATION:** 1 2 3 4 5 M (Circle)

**COMMANDER/LEADER ASSESSMENT:** T P U (Circle)

**CONDITIONS:** The unit has sustained casualties. The unit has no organic medical personnel. Threat force contact has been broken. Soldiers have been wounded and may have chemical contamination or non-battle injuries. Some unit personnel have been assigned the additional duty of combat lifesavers. Unit personnel are performing self-buddy aid and combat lifesavers are providing advance treatment until medical treatment personnel arrive. Higher HQ TSOP and OPORD are available.

**NOTE:** This task should not be trained in MOPP 4 except when treating NBC casualties. Some iterations of this task should be performed in MOPP4.

**TASK STANDARDS:** Unit personnel provide treatment for casualties IAW FM 21-11, FM 8-285, and combat lifesavers certification standards. At MOPP 4, performance degradation factors increase the time required to provide treatment and limits the type of treatment provided.

TASK STEPS AND PERFORMANCE MEASURES	GO	NO-GO
* 1. Commander and leaders supervise treatment of casualties. <ul style="list-style-type: none"> <li>a. Develop treatment plan.</li> <li>b. Monitor treatment for compliance with FM 21-11 and to ensure all casualties are treated.</li> <li>c. Direct employment of combat lifesavers to treat casualties.</li> <li>d. Report casualties, as required.</li> <li>e. Coordinate replenishment of Class VIII supplies with the supporting unit IAW the TSOP.</li> <li>f. Direct distribution of Class VIII supplies and equipment IAW the TSOP.</li> <li>g. Enforce QC procedures for Class VIII items issued to control team elements.</li> </ul> 2. Unit elements survey each casualty. <ul style="list-style-type: none"> <li>a. Check for responsiveness.</li> <li>b. Check for breathing.</li> <li>c. Check for bleeding.</li> </ul>		



TASK STEPS AND PERFORMANCE MEASURES	GO	NO-GO
<ul style="list-style-type: none"> <li>d. Check for head injury.</li> <li>e. Check for shock.</li> <li>f. Check for fractures, to include cervical spine and back fractures.</li> <li>g. Check for burns.</li> </ul> <p>3. Unit elements administer life-saving treatment.</p> <ul style="list-style-type: none"> <li>a. Clear all objects from throat of casualty.</li> <li>b. Use jaw thrust method to open airway if cervical spine injury is suspected.</li> <li>c. Perform mouth-to-mouth resuscitation to restore casualty's breathing IAW CPR procedures.</li> </ul> <p>4. Unit elements control hemorrhage.</p> <ul style="list-style-type: none"> <li>a. Apply manual direct pressure to wound.</li> <li>b. Elevate extremities.</li> <li>c. Apply pressure dressing to wound.</li> <li>d. Apply digital pressure to pressure points</li> <li>e. Apply tourniquet as last resort.</li> </ul> <p>5. Unit elements dress wounds.</p> <ul style="list-style-type: none"> <li>a. Apply occlusive dressing to an open chest wound, if possible.</li> <li>b. Apply dressing to an open abdominal wound.</li> <li>c. Apply dressing to an open head wound.</li> </ul> <p>6. Unit elements splint suspected fractures.</p> <ul style="list-style-type: none"> <li>a. Employ available materials to splint injury.</li> <li>b. Splint fracture in position found.</li> <li>c. Restrict movement of extremities.</li> <li>d. Check circulation for impairment.</li> </ul> <p>7. Unit elements treat casualties with burns.</p> <ul style="list-style-type: none"> <li>a. Extinguish thermal burn agents.</li> <li>b. Remove chemical burn agent(s).</li> <li>c. Eliminate electrical burn source.</li> <li>d. Uncover burn unless stuck to clothing or a chemical environment exists.</li> <li>e. Apply field dressing.</li> </ul> <p>8. Unit elements treat environmental injuries.</p> <ul style="list-style-type: none"> <li>a. Administer first aid for heat injuries.</li> <li>b. Administer first aid for heat stroke</li> <li>c. Administer first aid for frost bite.</li> </ul> <p>9. Unit elements treat chemical casualties.</p> <ul style="list-style-type: none"> <li>a. Take immediate protective steps to protect self and warn others IAW FM 8-285.</li> <li>b. Protect casualty from further contamination.</li> <li>c. Administer nerve agent antidote IAW FM 21-11 and FM 8-285.</li> <li>d. Decontaminate casualty IAW FM 8-285, if necessary.</li> </ul> <p>10. Unit elements prevent shock.</p> <ul style="list-style-type: none"> <li>a. Position casualty in the correct anti-shock position IAW FM 21-11.</li> <li>b. Loosen clothing and equipment.</li> <li>c. Prevent casualty from chilling and overheating.</li> <li>d. Calm casualty by reassuring him.</li> </ul> <p>11. Unit combat lifesavers perform advanced treatment.</p> <ul style="list-style-type: none"> <li>a. Evaluate casualty for condition and type treatment needed.</li> <li>b. Measure casualty's vital signs.</li> </ul>		

TASK STEPS AND PERFORMANCE MEASURES	GO	NO-GO
c. Record casualty's vital signs. NOTE: Vital signs are monitored throughout treatment for abnormalities and required immediate action. d. Insert oropharyngeal airway in an unconscious casualty. e. Apply a splint to a fractured limb. f. Administer first aid to chemical agent casualties. g. Initiate an intravenous infusion for hypovolemic shock. h. Identify environmental injuries. i. Treat environmental injuries. j. Manage BF casualties.		

TASK PERFORMANCE / EVALUATION SUMMARY BLOCK							
ITERATION	1	2	3	4	5	M	TOTAL
TOTAL TASK STEPS EVALUATED							
TOTAL TASK STEPS "GO"							
TRAINING STATUS "GO"/"NO-GO"							

"\*\*" indicates a leader task step.

**SUPPORTING INDIVIDUAL TASKS**

Task Number	Task Title	References
081-831-1000	Evaluate a Casualty	STP 10-92M14-SM-TG STP 21-1-SMCT
081-831-1003	Clear an Object From the Throat of a Conscious Casualty	STP 10-92M14-SM-TG
081-831-1005	Prevent Shock	STP 21-1-SMCT STP 10-92M14-SM-TG STP 21-1-SMCT
081-831-1026	Apply a Dressing to an Open Chest Wound	STP 21-1-SMCT STP 10-92M14-SM-TG STP 21-1-SMCT
081-831-1031	Administer First Aid to a Nerve Agent Casualty (buddy-aid)	STP 10-92M14-SM-TG
081-831-1033	Apply a Dressing to an Open Head Wound	STP 21-1-SMCT STP 10-92M14-SM-TG STP 21-1-SMCT
081-831-1034	Splint a Suspected Fracture	STP 10-92M14-SM-TG STP 21-1-SMCT
081-831-1042	Perform Mouth-to-Mouth Resuscitation	STP 10-92M14-SM-TG STP 21-1-SMCT

**SUPPORTING COLLECTIVE TASKS: NONE**

**OPFOR TASKS AND STANDARDS: NONE**

ARTEP 43-888-30-MTP

- ELEMENTS:** Company Headquarters  
 Battalion Maintenance Platoon Headquarters  
 Battalion Maintenance Section  
 Maintenance Control Section  
 Tech Supply Platoon Headquarters  
 Shipping / Receiving Section  
 Storage / Issue Section  
 RX / QSS Section  
 Direct Support Maintenance Platoon Headquarters  
 Automotive / Track Vehicle Repair Section  
 Service / Recovery Section  
 Ground Support Equipment Repair Section  
 Armament Repair Section  
 Communications / Electronics Repair Section  
 Cavalry System Support Team

**TASK:** Perform Unit Mortuary Affairs Operations (10-2-4513)  
 (JTTP 4-06) (AR 40-66) (DOD MFFIMS)  
 (FM 10-64) (FM 3-100.4) (FM 3-4)  
 (FM 3-5) (STP 21-1-SMCT)

**ITERATION:** 1 2 3 4 5 M (Circle)

**COMMANDER/LEADER ASSESSMENT:** T P U (Circle)

**CONDITIONS:** The unit has sustained fatalities. The unit may have the capability to perform an air reconnaissance. Some remains may be contaminated. Non-mortuary affairs personnel may perform this task. The commander has assigned search and recovery team leader(s) and personnel. The unit has analog and/or digital communications with higher HQ. The higher HQ OPORD, the unit TSOP, and higher HQ TSOP are available. This task is performed under all day and night environmental conditions. The unit is subject to air, NBC, and all levels of threat forces attacks. Some iterations of this task should be performed in MOPP4.

**TASK STANDARDS:** Search, recovery, evacuation, and emergency burial operations are performed IAW the TSOP and OPORD. At MOPP4, performance degradation factors increase time required for performing mortuary affairs.

TASK STEPS AND PERFORMANCE MEASURES	GO	NO-GO
1. Search and recovery team leader(s) prepare for the search. <ul style="list-style-type: none"> <li>a. Review all reports concerning the incident.</li> <li>b. Perform a map, terrain, or aerial reconnaissance of the search area.</li> <li>c. Coordinate map reconnaissance with higher headquarters.</li> <li>d. Identify resource requirement for the mission.</li> <li>e. Arrange for search team's transportation to and from recovery site.</li> <li>f. Identify additional support requirements.</li> <li>g. Request additional support requirements from the S4 Section using analog and/or digital communications or messenger, and following up with a requisition for additional supplies.</li> <li>h. Coordinate NBC and EOD assistance with the unit HQ using analog and/or digital communications or messenger.</li> <li>i. Coordinate security of search area with unit HQ using analog and/or digital communications messenger.</li> <li>j. Brief personnel.</li> </ul>		

TASK STEPS AND PERFORMANCE MEASURES	GO	NO-GO
<p>k. Relay the last known location (grid coordinates) of the remains if the recovery cannot be performed to higher headquarters.</p> <p>2. Search and recovery team leader(s) prepare for movement to recovery site.</p> <ol style="list-style-type: none"> <li>Conduct pre-inspection of all vehicles, soldier's personal equipment, and mission-essential equipment and forms.</li> <li>Develop a load plan.</li> <li>Supervise loading of equipment in accordance with load plans.</li> <li>Verify route.</li> </ol> <p>3. Search and recovery team(s) move to the recovery site.</p> <ol style="list-style-type: none"> <li>Conduct movement based upon tactical situation.</li> <li>Adhere to appropriate convoy or road-march procedures.</li> </ol> <p>4. Search and recovery team leader(s) supervise search, recovery, and evacuation operations.</p> <ol style="list-style-type: none"> <li>Determine the best search methods to use in the particular area.</li> <li>Ensure search is conducted during the daylight hours.</li> <li>Brief search and recovery team(s) on operational procedures.</li> <li>Ensure soldiers are wearing appropriate protective gear.</li> <li>Issue personal effects bags, human remains pouches, if available, and NBC agent tags.</li> <li>Assign areas of search to each team of which the sum equals the entire search area, as directed by the commander.</li> <li>Assign a portion of the search area to an individual team member.</li> <li>Monitor search and recovery team(s) operations for compliance with TSOP and the commander's guidance.</li> </ol> <p>5. Search and recovery team(s) conduct the search.</p> <ol style="list-style-type: none"> <li>Search assigned areas for remains and personal effects.</li> <li>Mark locations of remains, portions, and personal effects with color-coded pin flags IAW FM 10-64.</li> <li>Initiate FMC for each remains IAW AR 40-66.</li> <li>Prepare recovery site sketch indicating locations where remains and personal effects were found.</li> </ol> <p>6. Search and recovery team(s) recover remains.</p> <ol style="list-style-type: none"> <li>Inspect immediate area for booby traps and NBC contaminants.</li> <li>Ensure remains are covered or shrouded at all times when not being examined.</li> <li>Verify that DD Form 1380 is attached to the remains.</li> <li>Ensure DD Form 567 is prepared for each remains or to document mission if no remains are found.</li> <li>Ensure DD Form 565 is completed, if unit personnel knew the deceased.</li> <li>Ensure the areas around the remains are searched for personal effects and possible disassociated personal effects.</li> <li>Perform procedures for initial identification.</li> <li>Attach to contagious remains a tag marked with a large "C", and the identity of each contagion and contaminant.</li> </ol> <p>NOTE: Remains found in a contaminated area are to be handled IAW procedures set forth in JTTP 4-06 and evacuated directly to the Mortuary Affair Collection Point (MACP).</p> <ol style="list-style-type: none"> <li>Place personal effects into personal effects bag, if available, and attach to remains.</li> <li>Prepare a sketch of the recovery site showing major landmarks.</li> </ol>		

TASK STEPS AND PERFORMANCE MEASURES	GO	NO-GO
<p>k. Prepare a map overlay of the recovery site using analog and/or digital devices or manually.</p> <p>l. Forward SITREP IAW TSOP to the unit HQ using analog and digital communications or messenger.</p> <p>m. Employ environmental stewardship protection program procedures.</p> <p>7. Search and recovery team(s) evacuate remains to the nearest Mortuary Affairs Collection Point (MACP).</p> <p>a. Coordinate evacuation of recovered remains to collection points with the support operations section using analog and digital communications.</p> <p>b. Ensure all records prepared at the recovery site are complete and accurate before departing the area.</p> <p>c. Ensure the remains are transported feet first.</p> <p>d. Ensure remains awaiting evacuation are shrouded from public view and guarded or escorted.</p> <p>e. Transport the remains in the most expedient manner possible to the nearest Mortuary Affairs Collection Point (MACP).</p> <p>f. Ensure all transportation assets can provide cover for the remains while being transported.</p> <p>g. Ensure a summary report is submitted to higher headquarters to document the search and recovery mission.</p> <p>NOTE: Remains should only be transported in an ambulance as a last resort.</p> <p>NOTE: If remains cannot be evacuated to a Mortuary Affairs Collection Point (MACP) in a timely manner, perform steps 8 and 9.</p>		
<p>8. Search and recovery team(s) leader supervise isolated interments.</p> <p>a. Identify specific isolated interment site in coordination with the unit HQ using analog and/or digital communications or messenger.</p> <p>b. Supervise isolated interment marking IAW JTTP 4-06, FM 10-64, TSOP, and current directives</p> <p>c. Supervise the burial of all recovered remains and their personal effects.</p> <p>d. Report burial data to unit HQ using analog and/or digital communications or messenger.</p> <p>e. Employ environmental stewardship protection program procedures.</p> <p>9. Search and recovery team(s) perform isolated interments.</p> <p>a. Prepare the isolated interment site(s) IAW appropriate JTTP 4-06, FM 10-64, TSOP, and current directives.</p> <p>b. Mark all interment sites IAW FM 10-64.</p> <p>c. Employ environmental stewardship protection program procedures.</p>		

TASK PERFORMANCE / EVALUATION SUMMARY BLOCK							
ITERATION	1	2	3	4	5	M	TOTAL
TOTAL TASK STEPS EVALUATED							
TOTAL TASK STEPS "GO"							
TRAINING STATUS "GO"/"NO-GO"							

"\*\*" indicates a leader task step.

**SUPPORTING INDIVIDUAL TASKS: NONE****SUPPORTING COLLECTIVE TASKS**

<b>Task Number</b>	<b>Task Title</b>	<b>References</b>
63-2-4020	Respond to the Initial Effects of a Nuclear Attack	ARTEP 10-337-30-MTP
63-2-4021	Defend Against a Level I Attack	ARTEP 10-337-30-MTP

**OPFOR TASKS AND STANDARDS**

**TASK:** Conduct Sniper Operations (63-OPFOR-1005)

**CONDITION:** OPFOR has assigned snipers, regular and/or irregular elements, in the enemy rear area along MSR and near support sites.

**STANDARD:** 1. Set up well-concealed location(s). 2. Engage vehicle drivers or personnel on foot with short bursts of semi-automatic fire. 3. Kill or wound selected target. 4. Prevent position from being discovered by enemy forces. 5. Evacuate the area without being spotted. 6. Report all specified PIR and other intelligence requirements to OPFOR HQ.

ARTEP 43-888-30-MTP

**ELEMENTS:** Direct Support Maintenance Platoon Headquarters  
 Automotive / Track Vehicle Repair Section  
 Service / Recovery Section  
 Ground Support Equipment Repair Section  
 Armament Repair Section  
 Communications / Electronics Repair Section  
 Cavalry System Support Team  
 Battalion Maintenance Platoon Headquarters  
 Maintenance Control Section

**TASK:** Conduct Support Maintenance Operations (43-2-0029)  
 (FM 3-4) (FM 3-5) (FM 63-21)  
 (FM 63-3) (STP 21-1-SMCT) (STP 9-44E14-SM-TG)  
 (STP 9-45K14-SM-TG) (STP 9-63A14-SM-TG) (STP 9-63B14-SM-TG)  
 (STP 9-63H14-SM-TG) (STP 9-63Z5-SM-TG) (STP 9-91BCII-MQS)

**ITERATION:** 1 2 3 4 5 M (Circle)

**COMMANDER/LEADER ASSESSMENT:** T P U (Circle)

**CONDITIONS:** The unit is providing support maintenance from its established field or MOUT location. The maintenance control section has obtained all parts necessary to repair equipment and has distributed work assignments to the appropriate maintenance section for repair. The maintenance control section has set priorities for repair. SOPs and required technical publications are available. The unit's maintenance control procedures may be manual or automated. The unit may encounter threat Level I activity. The company may receive an NBC attack or be subject to radiological fallout. Some iterations of this task should be performed in MOPP4.

**TASK STANDARDS:** Repairs are accomplished IAW appropriate TM standards. Maintenance management/administrative operations are performed IAW internal SOPs. At MOPP Level 4, performance degradation factors increase support maintenance completion times.

TASK STEPS AND PERFORMANCE MEASURES	GO	NO-GO
<ul style="list-style-type: none"> <li>* 1. Section leader/ NCOIC supervises shop operations.                             <ul style="list-style-type: none"> <li>a. Coordinates repair section operations with the maintenance control section.</li> <li>b. Directs maintenance support teams.</li> <li>c. Supervises internal production control procedures.</li> <li>d. Provides technical assistance to repairers.</li> <li>e. Maintains accountability of tools and equipment.</li> <li>f. Forwards personnel and equipment status reports to platoon headquarters.</li> <li>g. Performs in-process quality control inspections.</li> <li>h. Enforces shop safety.</li> <li>i. Enforces environmental stewardship.</li> </ul> </li> <li>* 2. Repair section supervisor directs internal production control procedures.                             <ul style="list-style-type: none"> <li>a. Controls all maintenance requests received from the maintenance control section and platoon headquarters.</li> <li>b. Distributes the workload to section personnel IAW priorities.</li> <li>c. Manages all repair assets within the repair section.</li> <li>d. Forwards status of equipment being repaired to the maintenance control section and platoon headquarters.</li> </ul> </li> <li>3. Repair sections perform repairs on equipment.                             <ul style="list-style-type: none"> <li>a. Obtain the necessary resources to perform repairs.</li> <li>b. Perform repairs IAW appropriate technical publications.</li> </ul> </li> </ul>		

TASK STEPS AND PERFORMANCE MEASURES	GO	NO-GO
<ul style="list-style-type: none"> <li>c. Perform in-process inspections.</li> <li>d. Employ safety procedures.</li> <li>e. Employ environmental stewardship procedures.</li> </ul> <p>4. Section chief/NCOIC prepares to dispatch MST.</p> <ul style="list-style-type: none"> <li>a. Identifies required personnel to perform on-site maintenance.</li> <li>b. Identifies required tools, test equipment, and repair parts needed to perform on-site maintenance.</li> <li>c. Briefs MST OIC/NCOIC on the tactical situation and mission.</li> </ul> <p>5. MST OIC/NCOIC prepares for on-site maintenance support.</p> <ul style="list-style-type: none"> <li>a. Briefs MST personnel on the tactical situation and mission.</li> <li>b. Inspects MST personnel for proper uniform and equipment.</li> <li>c. Inspects tools, test equipment, and repair parts for completeness and serviceability.</li> </ul> <p>6. MST provides on-site maintenance support.</p> <ul style="list-style-type: none"> <li>a. Maintains security while en route to the support location.</li> <li>b. Coordinates for internal support with unit requesting on-site maintenance support.</li> <li>c. Establishes MST support area in location designated by unit requesting on-site maintenance support.</li> <li>d. Provides on-site maintenance support consistent with repair capability.</li> <li>e. Coordinates with base unit concerning jobs completed or additional resources needed to complete repairs.</li> <li>f. Coordinates with base company concerning jobs completed or additional resources needed to complete repairs.</li> <li>g. Employs safety procedures.</li> <li>h. Employs environmental stewardship procedures.</li> </ul> <p>7. Repair section performs lift services and recovery operations, as required.</p> <ul style="list-style-type: none"> <li>a. Identifies method of recovery.</li> <li>b. Recovers equipment.</li> <li>c. Inspects equipment to determine if repairs are required.</li> <li>d. Determines level of repair.</li> <li>e. Repairs equipment IAW BDAR, if possible.</li> <li>f. Recovers/evacuates disabled equipment.</li> <li>g. Employs safety procedures.</li> <li>h. Employs environmental stewardship procedures.</li> </ul>		

TASK PERFORMANCE / EVALUATION SUMMARY BLOCK							
ITERATION	1	2	3	4	5	M	TOTAL
TOTAL TASK STEPS EVALUATED							
TOTAL TASK STEPS "GO"							
TRAINING STATUS "GO"/"NO-GO"							

"\*" indicates a leader task step.

**SUPPORTING INDIVIDUAL TASKS: NONE**

**SUPPORTING COLLECTIVE TASKS: NONE**



ARTEP 43-888-30-MTP

- ELEMENTS:** Battalion Maintenance Section  
 Direct Support Maintenance Platoon Headquarters  
 Automotive / Track Vehicle Repair Section  
 Service / Recovery Section  
 Ground Support Equipment Repair Section  
 Armament Repair Section  
 Communications / Electronics Repair Section  
 Cavalry System Support Team

**TASK:** Perform Battlefield Damage Assessment and Repair (BDAR) (43-2-0031)  
 (FM 4-30.3) (DA PAM 385-1) (DA PAM 738-750)  
 (DA PAM 750-35) (FM 100-14) (FM 3-100.4)

**ITERATION:** 1 2 3 4 5 M (Circle)  
**COMMANDER/LEADER ASSESSMENT:** T P U (Circle)

**CONDITIONS:** Maintenance areas have been established in a field environment or MOUT locations. Unit maintenance personnel are receiving requests to repair or recover inoperative equipment. The unit may have both analog and digital communications with higher HQ, and tactical operations are under way. The unit and higher HQ TSOPs are available, as are the internal and external SOPs of the section. Maintenance equipment, tools, and personnel are available, but the requirements may exceed the capability for standard repairs on the battlefield. BDAR procedures are considered to rapidly return disabled equipment to the operational commander by expediently fixing, bypassing, or jury-rigging components. Commanders, operators, and maintenance personnel understand that BDAR restores essential combat capabilities to support a specific combat mission or to enable the equipment to self-recover. BDAR kits are available. Requests for recovery support are being received. Some recovery and repair operations may be under hostile conditions. This task is performed under all environmental conditions, both day and night. The unit is subject to air, NBC, and ground Level I threat forces attack. Some iterations of this task should be performed in MOPP4.

**TASK STANDARDS:** BDAR and recovery were performed IAW technical publications and internal SOP. Equipment was carried as defective until standard repairs were completed. At MOPP4, performance degradation factors increased time and difficulty levels required to perform repair and recovery support for this task.

TASK STEPS AND PERFORMANCE MEASURES	GO	NO-GO
<ol style="list-style-type: none"> <li>1. Maintenance control section OIC/NCOIC directs the maintenance team or maintenance support team element performing battle damage assessment and repair (BDAR).</li> <li>2. Maintenance control section identifies maintenance support requirements.                             <ol style="list-style-type: none"> <li>a. Receives preliminary description of required maintenance support based on the operator, crew, or maintenance team assessment of the equipment failure, location, and METT-TC.</li> <li>b. Analyzes description of equipment failure contained in the request for maintenance support to identify the MOSs, test equipment, tools, equipment, material, repair parts and time required to accomplish the repairs.</li> <li>c. Identifies host nation support (HNS) as a means for replenishing contents of BDAR kits, and providing recovery assets, material, and equipment IAW higher headquarters directives.</li> </ol> </li> </ol>		

TASK STEPS AND PERFORMANCE MEASURES	GO	NO-GO
<p>3. Maintenance control section assigns correct mix of MOSs, test equipment, tools, material, and repair parts to the maintenance team (MT)/maintenance support teams to accomplish necessary repairs.</p> <ol style="list-style-type: none"> <li>a. Performs risk analysis.</li> <li>b. Directs dispatch of team.</li> <li>c. Briefs team on observing safety and environmental stewardship procedures.</li> </ol> <p>4. Maintenance team/MST conducts battle damage assessment (BDA).</p> <ol style="list-style-type: none"> <li>a. Assesses operating environment for obvious hazards.</li> <li>b. Identifies primary and alternate routes for MT/MST operations.</li> <li>c. Identified if any collateral hazards exist in or around the equipment.</li> <li>d. Conducts preliminary damage assessment of equipment. <ol style="list-style-type: none"> <li>(1) Identifies predominant failure(s) and probable cause.</li> <li>(2) Identifies risks and ability to conduct repairs in place.</li> <li>(3) Identifies ability to relocate the equipment to cover and concealed locations.</li> <li>(4) Estimates the ability to relocate the equipment without further damage to equipment or personnel.</li> </ol> </li> <li>e. Conducts detailed battlefield assessment of equipment based on METT-TC and unit mission. <ol style="list-style-type: none"> <li>(1) Inspects damaged parts, systems, and subsystems. <ol style="list-style-type: none"> <li>(a) Performs a self-test, to included using organizational test equipment, if required and available.</li> <li>(b) Performs vehicle operational and safety tests.</li> </ol> </li> <li>(2) Determines type and extent of damage and repairs/replacements required. <ol style="list-style-type: none"> <li>(a) Determines needed repairs/replacements, based on METT-TC.</li> <li>(b) Determines sequence and priority of repair actions, based on METT-TC.</li> <li>(c) Estimates repair time for each task, and for all repairs (total repair time).</li> <li>(d) Determines if repairs can be performed within established BDAR time timelines.</li> </ol> </li> <li>(3) Estimates material, equipment, skills, and time required to repair the equipment IAW standard maintenance procedures.</li> <li>(4) Determines what repairs/replacements would bring the equipment to combat-ready condition sufficient to allow the mission to continue.</li> <li>(5) Determines BDAR decision responsibility, based on METT-TC and prior guidance.</li> <li>(6) Reports situation to receive guidance.</li> <li>(7) Determines the most prudent repair location and arranged movement, if required.</li> </ol> </li> </ol> <p>5. Maintenance team/MST executes battlefield repair within time limits set by the elements performing the BDAR, using skills, equipment, and repair materials to return the damaged equipment to temporary combat capable status.</p> <ol style="list-style-type: none"> <li>a. Uses available repair parts and materials from BDAR kits and standard stocks.</li> <li>b. Modifies and installed components from other equipment to restore basic functionality.</li> <li>c. Examines host nation (HN) materials and industrial services for application to repair needs.</li> </ol>		

TASK STEPS AND PERFORMANCE MEASURES	GO	NO-GO
<ul style="list-style-type: none"> <li>d. Fabricates parts, jury-riggs components or used substitute fuels, fluids and lubricants as needed to expedited return of the equipment to the battle.</li> <li>e. Identifies materials used from cannibalization or controlled substitution consumed from BDAR kits and stocks.</li> <li>f. Identifies materials used from cannibalization or controlled substitution.</li> <li>g. Identifies compromise made between long-term reliability and short-term functionality.</li> <li>h. Identifies safety risks associated with field-expedient repairs by attaching conspicuous tags.</li> <li>i. Reports BDAR conducted on the equipment.</li> <li>j. Performs risk analysis.</li> <li>k. Maintains safety standards given the METT-TC and mission.</li> <li>l. Employs environmental stewardship protection program procedures IAW TC 3-34.489 and given the METT-TC and mission.</li> </ul> <p>6. Maintenance control section programs compromised equipment for standard repair and maintenance.</p> <ul style="list-style-type: none"> <li>a. Prepares material condition status report (MCSR) for input into Unit Level Logistics System-Ground (ULLS-G).</li> <li>b. Prioritizes follow-up workload IAW risk analysis, commander's guidance, and available resources.</li> <li>c. Monitors operational readiness by inspecting vehicle and equipment status report.</li> <li>d. Analyzes reports from maintenance teams/maintenance support teams for BDAR lessons learned and tactical spot reports.</li> </ul>		

TASK PERFORMANCE / EVALUATION SUMMARY BLOCK							
ITERATION	1	2	3	4	5	M	TOTAL
TOTAL TASK STEPS EVALUATED							
TOTAL TASK STEPS "GO"							
TRAINING STATUS "GO"/"NO-GO"							

"\*" indicates a leader task step.

**SUPPORTING INDIVIDUAL TASKS: NONE**

**SUPPORTING COLLECTIVE TASKS: NONE**

**OPFOR TASKS AND STANDARDS: NONE**

**ELEMENT:** Maintenance Control Section

**TASK:** Perform Maintenance Control Functions (43-2-0050)  
 (DA PAM 738-750) (DA PAM 710-2-1) (DA PAM 710-2-2)  
 (FM 3-4) (FM 3-5)

**ITERATION:** 1 2 3 4 5 M (Circle)  
**COMMANDER/LEADER ASSESSMENT:** T P U (Circle)

**CONDITIONS:** The unit is providing maintenance support and repair parts supply, in support of operations from its established field or MOUT location. Supported unit equipment density listings and the location of supported units have been identified. The unit's internal and external SOPs and TSOP have been developed and distributed to the repair sections and supported units. Repair time guidelines and the amount of backlog to be held by the unit is established and adjusted by the higher HQ staff element. All required technical publications are available. This task will be performed under all environment conditions. The unit may encounter threat level I activity, NBC attack, or be subject to radiological fallout. Some iterations of this task should be performed in MOPP4. Some iterations of this task should be performed in MOPP4.

**TASK STANDARDS:** All repair sections are workloaded at or near their capacity. The overall backlog is maintained at a level not to exceed that established by the higher HQ staff element. At MOPP Level 4, performance degradation factors increase maintenance control activity completion times.

TASK STEPS AND PERFORMANCE MEASURES	GO	NO-GO
* 1. Maintenance officer/NCOIC supervises operations of the maintenance control section. <ul style="list-style-type: none"> <li>a. Directs inspection program.</li> <li>b. Directs internal shop supply operations.</li> <li>c. Directs production control system operations.</li> <li>d. Enforces safety procedures.</li> <li>e. Forwards personnel and equipment status reports to company headquarters.</li> <li>f. Enforces environmental stewardship procedures.</li> </ul> 2. Maintenance control section implements production control procedures. <ul style="list-style-type: none"> <li>a. Provides a work order number for each customer work request received.</li> <li>b. Establishes maintenance repair priorities.</li> <li>c. Distributes maintenance requests to the appropriate sections for their action.</li> <li>d. Monitors current status of all work requests throughout the work flow process.</li> <li>e. Manages all repair resources.</li> <li>f. Coordinates the evacuation of equipment to supporting maintenance company.</li> <li>g. Monitors the quality control program for compliance with internal SOP.</li> <li>h. Forwards reports to higher HQ staff element.</li> </ul> 3. Maintenance control section's inspection element performs inspections. <ul style="list-style-type: none"> <li>a. Performs initial acceptance inspections on all equipment submitted for repair.</li> <li>b. Identifies equipment requiring evacuation based on complexity/level of repair or exceeding backlog and repair time guidelines established by higher HQ staff element.</li> </ul>		

TASK STEPS AND PERFORMANCE MEASURES	GO	NO-GO
<p>c. Identifies resources to perform required repairs.                      d. Provides update equipment status information to the production control system.                      e. Performs random in-process inspections of equipment undergoing repair.                      f. Performs final/quality control inspections on repaired equipment prior to its return to customer units.                      g. Provides technical assistance and guidance as required.</p> <p>4. Maintenance control section's supply element provides repair parts for DS maintenance operations.                      a. Obtains parts identified by inspection element for performance of DS maintenance repairs.                      b. Maintains status on all open requests and requisitions.                      c. Updates status in production control system for all jobs awaiting parts.                      d. Stores parts received for each work request until they are released by maintenance officer/NCOIC to maintenance section performing the repair.                      e. Maintains stockage level of selected repair parts items authorized as shop or bench stock.                      f. Protects all repair parts items from weather and pilferage.                      g. Processes unserviceable recoverable items or excess repair parts items for turn-in to DS supply support activity.</p> <p>* 5. Maintenance control officer/NCOIC supervises repair sections.                      a. Inspects section operations.                      b. Enforces shop safety procedures.                      c. Directs performance of on-site maintenance.                      d. Verifies job status information provided by repair sections for timeliness and accuracy.                      e. Directs cross-leveling of repair assets as priorities change.                      f. Implements actions that accelerate work flow process, if unacceptable backlog develops.</p> <p>* 6. Maintenance control officer/NCOIC maintains liaison with supported units.                      a. Performs technical assistance visits.                      b. Coordinates maintenance support for tactical operations.                      c. Verifies effectiveness of support provided to supported units.</p>		

TASK PERFORMANCE / EVALUATION SUMMARY BLOCK							
ITERATION	1	2	3	4	5	M	TOTAL
TOTAL TASK STEPS EVALUATED							
TOTAL TASK STEPS "GO"							
TRAINING STATUS "GO"/"NO-GO"							

"\*" indicates a leader task step.

**SUPPORTING INDIVIDUAL TASKS: NONE**

**SUPPORTING COLLECTIVE TASKS: NONE**

**OPFOR TASKS AND STANDARDS: NONE**

**ELEMENTS:** Tech Supply Platoon Headquarters  
 Shipping / Receiving Section  
 Storage / Issue Section  
 RX / QSS Section  
 Direct Support Maintenance Platoon Headquarters  
 Armament Repair Section

**TASK:** Provide Repair Parts Supply Support (43-2-0096)  
 (AR 710-2) (FM 38-741)

**ITERATION:** 1M 2M 3M 4M 5M (Circle)  
**COMMANDER/LEADER ASSESSMENT:** T P U (Circle)

**CONDITIONS:** The unit is providing support maintenance and repair parts supply in support of operations from its established field or MOUT location. Supported unit equipment density listings are available, and locations of support units are known. Unit SOPs are available, and have been distributed to supported units. Supply accounts have been established. The supply system is receiving repair parts from external supply sources, and supported unit turn-ins. Repair parts stocks are available. The warehouse storage and location system has been developed. Customers are requesting and receiving repair parts supplies. This task is performed under all environmental conditions during day or night operations. The unit is subject to attack by threat level I forces, NBC attack, or radiological fallout.

This task is always performed in MOPP4.

**TASK STANDARDS:** All repair parts supply operations are conducted IAW applicable references and internal/external SOPs. At MOPP level 4, performance degradation factors increase time required to perform repair parts supply support.

TASK STEPS AND PERFORMANCE MEASURES	GO	NO-GO
* 1. Supply platoon leader/NCOIC supervises platoon operations. <ul style="list-style-type: none"> <li>a. Verifies all receipts are processed.</li> <li>b. Supervises storage operations to safeguard repair parts from pilferage and environmental conditions.</li> <li>c. Manages issue operations to verify parts are provided to correct customer units.</li> <li>d. Supervises location surveys.</li> <li>e. Verifies accuracy of reports and records.</li> <li>f. Enforces safety procedures.</li> <li>g. Provides technical assistance.</li> <li>h. Forwards equipment and personnel status reports to unit HQ.</li> <li>i. Enforces environmental stewardship procedures.</li> </ul> * 2. Supply element section chief supervises section operations. <ul style="list-style-type: none"> <li>a. Verifies accuracy of reports and records.</li> <li>b. Provides technical assistance.</li> <li>c. Forwards daily equipment and personnel status reports to platoon HQ.</li> <li>d. Coordinates section operations with platoon HQ.</li> <li>e. Enforces environmental stewardship procedures.</li> <li>f. Enforces safety procedures.</li> </ul> 3. Receiving element receives repair parts.		

TASK STEPS AND PERFORMANCE MEASURES	GO	NO-GO
<ul style="list-style-type: none"> <li>a. Verifies actual quantities received against receipt documents to ensure quantity shipped arrived at the section.</li> <li>b. Inspects items for damage.</li> <li>c. Reports discrepancies to section supervisors.</li> <li>d. Separates items received due to incorrect routing.</li> <li>e. Separates items received for warehouse storage from those received for issue to customer units.</li> <li>f. Identifies storage locations for replenishment items or bin locations for customer units.</li> <li>g. Forwards serviceable RX items to RX section.</li> <li>h. Maintains documentation IAW the repair parts supply procedures in the internal maintenance SOP.</li> <li>i. Forwards transaction data to the material management center (MMC) for posting of repair parts transaction records.</li> <li>j. Employs environmental stewardship procedures.</li> <li>k. Employs safety procedures.</li> </ul> <p>4. Supply storage element stores repair parts/RX/QSS.</p> <ul style="list-style-type: none"> <li>a. Checks items received against due-outs to customer units for issue.</li> <li>b. Places repair parts in correct storage location or customer pickup bin.</li> <li>c. Prepares items that are designated for shipment to customer unit locations.</li> <li>d. Maintains documentation IAW repair parts supply procedures in the internal maintenance SOP.</li> <li>e. Performs location surveys and inventories as directed to verify accuracy of locator files.</li> <li>f. Employs safety procedures.</li> <li>g. Employs environmental stewardship procedures.</li> <li>h. Safeguards repair parts from pilferage and environmental conditions.</li> </ul> <p>5. Supply issuing element issues RX/QSS items.</p> <ul style="list-style-type: none"> <li>a. Identifies the location of the requested item.</li> <li>b. Selects the correct item and quantity from the storage location.</li> <li>c. Employs correct procedures IAW appropriate references when requesting items or quantity requested is not available.</li> <li>d. Enforces safety procedures.</li> <li>e. Prepares items, which are designated for shipment to customer unit locations.</li> <li>f. Employs safety procedures.</li> <li>g. Employs environmental stewardship procedures.</li> <li>h. Maintains documentation IAW repair parts supply procedures in the internal maintenance SOP.</li> <li>i. Forwards transaction data to MMC for posting of repair parts transaction records.</li> </ul> <p>6. The transportation section NCOIC supervises the section operations.</p> <ul style="list-style-type: none"> <li>a. Supervises PMCS and services on section equipment.</li> </ul>		

TASK STEPS AND PERFORMANCE MEASURES	GO	NO-GO
<ul style="list-style-type: none"> <li>b. Provides technical assistance.</li> <li>c. Plans transportation operations.</li> <li>d. Briefs transportation missions to drivers.</li> <li>e. Supervises the use of material handling equipment.</li> <li>f. Coordinates section operations with platoon HQ.</li> <li>g. Provides daily personnel and equipment status reports to platoon HQ.</li> <li>h. Employs environmental stewardship procedures.</li>   <li>i. Employs safety procedures.</li>   <li>7. The transportation section transports supplies from external supply sources to the receiving section.                             <ul style="list-style-type: none"> <li>a. Loads supplies.</li> <li>b. Inspects load to determine its security for transport.</li> <li>c. Transports supplies to the receiving section for processing.</li> <li>d. Unloads supplies.</li> <li>e. Moves supplies to designated locations within the storage area.</li> <li>f. Employs environmental stewardship procedures.</li> <li>g. Employs safety procedures.</li> </ul> </li>   <li>8. The transportation section transports supplies to supported units.                             <ul style="list-style-type: none"> <li>a. Loads supplies.</li>   <li>b. Inspects load to determine its security for transport.</li>   <li>c. Transports repair parts to supported unit locations.</li>   <li>d. Unloads supplies.</li>   <li>e. Loads any supplies to be returned from supported units.</li> <li>f. Unloads returned supplies.</li>   <li>g. Moves supplies to designated locations within the storage area.</li>   <li>h. Employs safety procedures.</li>   <li>i. Employs environmental stewardship procedures.</li> </ul> </li> </ul>		

TASK PERFORMANCE / EVALUATION SUMMARY BLOCK							
ITERATION	1M	2M	3M	4M	5M		TOTAL
TOTAL TASK STEPS EVALUATED							
TOTAL TASK STEPS "GO"							
TRAINING STATUS "GO"/"NO-GO"							

"\*" indicates a leader task step.

**SUPPORTING INDIVIDUAL TASKS: NONE**

**SUPPORTING COLLECTIVE TASKS: NONE**



ARTEP 43-888-30-MTP

- ELEMENTS:** Battalion Maintenance Platoon Headquarters  
 Battalion Maintenance Section  
 Maintenance Control Section  
 Tech Supply Platoon Headquarters  
 Shipping / Receiving Section  
 Storage / Issue Section  
 RX / QSS Section  
 Direct Support Maintenance Platoon Headquarters  
 Automotive / Track Vehicle Repair Section  
 Service / Recovery Section  
 Ground Support Equipment Repair Section  
 Armament Repair Section  
 Communications / Electronics Repair Section  
 Cavalry System Support Team

**TASK:** Conduct Backup Direct Support Maintenance Operations (43-2-1506)  
 (DA PAMPHLET 738-750) (FM 3-4) (FM 3-5)  
 (FM 63-3)

**ITERATION:** 1 2 3 4 5 M (Circle)

**COMMANDER/LEADER ASSESSMENT:** T P U (Circle)

**CONDITIONS:** The unit receives a request to provide backup DS to designated units. The unit is deployed and operational in its field or MOUT location. Current SOP, TSOP, and required technical publications are available in the MCS. The required parts and supplies are available. The maintenance control section based on guidance from higher HQ staff element sets repair priorities. This task is performed under all environmental conditions during the day or night. The unit is subject to attack by threat level 1 forces, NBC attack, or radiological fallout.

. Some iterations of this task should be performed in MOPP4.

**TASK STANDARDS:** Required repairs are accomplished IAW appropriate TM standards. Maintenance management and administrative procedures are performed IAW appropriate references and unit internal maintenance SOPs. At MOPP Level 4, performance degradation factors increase backup support maintenance completion times.

TASK STEPS AND PERFORMANCE MEASURES	GO	NO-GO
<p>* 1. Maintenance Control Officer/NCOIC provide support.</p> <ul style="list-style-type: none"> <li>a. Establishes liaison with supported unit.</li> <li>b. Evaluates back up support requirements</li> <li>c. Determines resources required to provide backup maintenance.</li> <li>d. Alerts appropriate sections.</li> <li>e. Ensures safety procedures.</li> <li>f. Ensures environmental stewardship procedures.</li> </ul> <p>* 2. Section Chief supervises shop operations.</p> <ul style="list-style-type: none"> <li>a. Coordinates repair section operations with maintenance control section to ensure highest priority jobs are completed first.</li> <li>b. Supervises internal production control procedures to monitor workflow.</li> <li>c. Provides technical assistance to repairers</li> <li>d. Maintains accountability of tools and test equipment to minimize pilferage.</li> </ul>		

TASK STEPS AND PERFORMANCE MEASURES	GO	NO-GO
<ul style="list-style-type: none"> <li>e. Enforces safety procedures.</li> <li>f. Requests approval through maintenance control section to perform BDAR, when required.</li> <li>g. Enforces environmental stewardship procedures.</li> </ul> <p>3. Section chief performs internal production control</p> <ul style="list-style-type: none"> <li>a. Control maintenance requests received from maintenance control section to ensure repair assets are on hand to complete repairs.</li> <li>b. Distribute workload to mechanics IAW maintenance control section's priorities..</li> <li>c. Manage repair assets within repair section to minimize maintenance downtime.</li> <li>d. Forward status of equipment being repaired to maintenance control section..</li> </ul> <p>4. Repair sections personnel perform repairs on equipment.</p> <ul style="list-style-type: none"> <li>a. Request necessary resources to perform the repairs.</li> <li>b. Perform repairs IAW appropriate technical publications.</li> <li>c. Request approval through section chief to perform BDAR , when finished</li> <li>d. Perform BDAR IAW appropriate BDAR publication when established repair procedures can not be used.</li> <li>e. Employs safety procedures.</li> <li>f. Employs environmental stewardship procedures.</li> </ul>		

TASK PERFORMANCE / EVALUATION SUMMARY BLOCK							
ITERATION	1	2	3	4	5	M	TOTAL
TOTAL TASK STEPS EVALUATED							
TOTAL TASK STEPS "GO"							
TRAINING STATUS "GO"/"NO-GO"							

"\*" indicates a leader task step.

**SUPPORTING INDIVIDUAL TASKS: NONE**

**SUPPORTING COLLECTIVE TASKS: NONE**

**OPFOR TASKS AND STANDARDS: NONE**

ARTEP 43-888-30-MTP

**ELEMENT:** Company Headquarters

**TASK:** Provide Human Resources Support (63-2-4015)  
 (AR 600-8-104) (AR 220-1) (AR 380-5)  
 (AR 600-8-1) (AR 600-8-19) (AR 600-8-2)  
 (FM 12-6) (STP 21-24-SMCT)

**ITERATION:** 1 2 3 4 5 M (Circle)

**COMMANDER/LEADER ASSESSMENT:** T P U (Circle)

**CONDITIONS:** The higher HQ S1 requires a personnel daily summary report. The unit has analog and/or digital communications with higher HQ. The higher HQ OPORD, the unit TSOP, and higher HQ TSOP are available. The unit HQ is required to continuously support combat operations over a prolonged period of time. Unit personnel may have been killed, wounded, captured, and/or missing. Replacements are arriving and administrative issues need to be resolved. The tactical situation allows time for personnel and administrative actions. This task is performed simultaneously with other support and operational tasks. Field-expedient and natural shelters are available. This task is performed under all day and night environmental conditions. The unit is subject to air, NBC, and all levels of threat forces attacks. Some iterations of this task should be performed in MOPP4.

**TASK STANDARDS:** Personnel and administrative support services are provided as prescribed by TSOP and OPORD. At MOPP4, personnel and administrative support is reduced to minimal essential actions.

TASK STEPS AND PERFORMANCE MEASURES	GO	NO-GO
<ol style="list-style-type: none"> <li>1. Unit HQ processes casualty reports.                             <ol style="list-style-type: none"> <li>a. Maintains situational awareness using analog and/or digital communications.</li> <li>b. Verifies reports for completeness and accuracy.</li> <li>c. Forwards 100 percent accurate reports and witness statements to higher HQ staff element within 24 hours of incident using analog and/or digital communications.</li> <li>d. Updates unit battle roster to reflect 100 percent accuracy.</li> </ol> </li> <li>2. Unit HQ performs strength accounting.                             <ol style="list-style-type: none"> <li>a. Consolidates elements' personnel status reports.</li> <li>b. Forwards personnel status report to the higher HQ staff element NLT time specified in the OPORD and TSOP using analog and/or digital communications.</li> <li>c. Updates battle roster to reflect 100 percent accuracy.</li> </ol> </li> <li>3. Unit HQ performs equipment status reporting.                             <ol style="list-style-type: none"> <li>a. Consolidates elements' equipment status reports.</li> <li>b. Forwards equipment status reports to higher HQ staff element NLT time specified in the OPORD and TSOP using analog and/or digital communications.</li> </ol> </li> <li>4. Unit HQ processes replacements.                             <ol style="list-style-type: none"> <li>a. Inspects all replacement personnel for proper weapons, MOPP gear, equipment, clothing, and shot records.</li> <li>b. Briefs replacements on tactical situation.</li> <li>c. Briefs replacements on chain of command and specific duties.</li> <li>d. Issues required supplies and equipment.</li> <li>e. Escorts unit replacements to assigned area.</li> </ol> </li> </ol>		

TASK STEPS AND PERFORMANCE MEASURES	GO	NO-GO
<ul style="list-style-type: none"> <li>f. Records replacement data on battle reports.</li> <li>g. Coordinates transportation for movement of replacement individuals for supported unit to the gaining activity using analog and/or digital communications.</li> <li>h. Coordinates with support medical element for required immunizations using analog and/or digital communications.</li> </ul> <p>5. Unit HQ provides administrative support.</p> <ul style="list-style-type: none"> <li>a. Forwards 100 percent accurate personnel and finance support requests to higher HQ staff element within 24 hours using analog and/or digital communications.</li> <li>b. Coordinates UCMJ actions with the battalion legal clerk using analog and/or digital communications.</li> <li>c. Administers unit awards program IAW procedures prescribed in the higher HQ TSOP.</li> <li>d. Provides unit-level mail service as prescribed by appropriate regulations and unit TSOP.</li> <li>e. Maintains classified materials IAW appropriate regulations.</li> </ul> <p>6. Unit HQ implements microcomputer and ULC security procedures (Digital Units Only).</p> <ul style="list-style-type: none"> <li>a. Establishes "controlled access" procedures to ULC and microcomputer area(s).</li> <li>b. Restricts access to computers by use of classified passwords.</li> <li>c. Rotates operator passwords every 30 days or earlier if compromise is suspected.</li> <li>d. Monitors ULC and microcomputers for proper usage.</li> <li>e. Establishes computer report distribution procedures.</li> </ul> <p>7. Unit HQ provides health, welfare, and morale support.</p> <ul style="list-style-type: none"> <li>a. Coordinates for the distribution of specialty packs and sundry items IAW higher HQ OPOrd and TSOP using analog and/or digital communications.</li> <li>b. Monitors unit field feeding for compliance with the TSOP.</li> <li>c. Monitors unit sleep and rest plan for compliance with the TSOP.</li> <li>d. Supervises physical conditioning program.</li> <li>e. Coordinates laundry and shower exchange support with the S4 section using analog and/or digital communications.</li> <li>f. Coordinates for religious activity support using analog and/or digital communications.</li> <li>g. Disseminates health, welfare, and morale support information to all subelements using analog and/or digital communications.</li> </ul>		

TASK PERFORMANCE / EVALUATION SUMMARY BLOCK							
ITERATION	1	2	3	4	5	M	TOTAL
TOTAL TASK STEPS EVALUATED							
TOTAL TASK STEPS "GO"							
TRAINING STATUS "GO"/"NO-GO"							

"\*\*" indicates a leader task step.

**SUPPORTING INDIVIDUAL TASKS: NONE**

**SUPPORTING COLLECTIVE TASKS**

<b>Task Number</b>	<b>Task Title</b>	<b>References</b>
63-2-4017	Maintain Communications	ARTEP 10-337-30-MTP
63-2-4040	Establish Communications	ARTEP 10-337-30-MTP

**OPFOR TASKS AND STANDARDS**

**TASK:** Gather Intelligence (63-OPFOR-1008)

**CONDITION:** Small OPFOR elements, operating in the rear area, are planning attacks on enemy bases. Information is needed to complete plans.

**STANDARD:** 1. Identify all PIR and other intelligence requirements. 2. Pass through any outpost, defensive wire, or warning devices undetected. 3. Move to an OP that offers cover and concealment and is close enough to gather PIR and other intelligence requirements. 4. Gather all PIR and other intelligence requirements. 5. Withdraw from area undetected. 6. Report all information to OPFOR HQ.

- ELEMENTS:** Company Headquarters  
 Battalion Maintenance Platoon Headquarters  
 Battalion Maintenance Section  
 Maintenance Control Section  
 Tech Supply Platoon Headquarters  
 Shipping / Receiving Section  
 Storage / Issue Section  
 RX / QSS Section  
 Direct Support Maintenance Platoon Headquarters  
 Automotive / Track Vehicle Repair Section  
 Service / Recovery Section  
 Ground Support Equipment Repair Section  
 Armament Repair Section  
 Communications / Electronics Repair Section  
 Cavalry System Support Team

**TASK:** Combat Battlefield Stress (63-2-4303) (FM 22-51) (FM 100-14) (FM 6-22.5)

**ITERATION:** 1 2 3 4 5 M (Circle)

**COMMANDER/LEADER ASSESSMENT:** T P U (Circle)

**CONDITIONS:** The unit has been involved in operations over a prolonged period of time and personnel are exhibiting signs of battlefield stress. The unit has analog and/or digital communications with higher HQ. The higher HQ OPORD, unit TSOP, and higher HQ TSOP are available. The commander has directed that battlefield stress management procedures be implemented. The unit's sleep plan and TSOP to manage BF soldiers has been developed. Personnel have been cross-trained on critical tasks. This task is performed under all day and night environment conditions. The unit is subject to air, NBC, and all levels of threat forces attack. Some iterations of this task should be performed in MOPP4.

**TASK STANDARDS:** Unit applies techniques that counter battlefield stress. Techniques used prevent degradation of morale, training, and physical condition of unit personnel.

TASK STEPS AND PERFORMANCE MEASURES	GO	NO-GO
* 1. Commander and leaders perform stress prevention leader actions. <ul style="list-style-type: none"> <li>a. Issue warning orders, OPORDs, and FRAGOs to the lowest possible level using analog and/or digital communications.</li> <li>b. Provide soldiers an accurate assessment of the friendly and enemy situation.</li> <li>c. Brief leaders' intention to all unit personnel.</li> <li>d. Speak positively concerning the unit's missions, purpose, and abilities.</li> <li>e. Encourage a positive attitude throughout the unit.</li> <li>f. Institute an information dissemination plan designed to quell and prevent rumors.</li> <li>g. Inform personnel of availability of religious support.</li> <li>h. Implement buddy system to observe signs of stress or BF among the soldiers and leaders.</li> </ul> * 2. Commander and leaders implement sleep plan. <ul style="list-style-type: none"> <li>a. Provide a safe and secure area away from vehicles and other high-noise activities.</li> <li>b. Adjust sleep plan as dictated by tactical situation.</li> <li>c. Enforce the sleep plan IAW the TSOP.</li> </ul>		

TASK STEPS AND PERFORMANCE MEASURES	GO	NO-GO
<p>* 3. Leaders implement task rotation or restructuring procedures.</p> <ul style="list-style-type: none"> <li>a. Alternate cross-trained unit personnel on critical tasks, as required.</li> <li>b. Rotate unit personnel between demanding and non-demanding tasks.</li> <li>c. Assign two soldiers to function independently on tasks requiring a high degree of accuracy.</li> <li>d. Adjust task rotation policies and procedures to the tactical situation.</li> </ul> <p>* 4. Leaders implement stress-coping and management techniques.</p> <ul style="list-style-type: none"> <li>a. Integrate new unit members into the unit immediately.</li> <li>b. Assist soldiers in resolving family/home-related problems.</li> <li>c. Provide instruction on relaxation technique to all personnel prior to deployment.</li> <li>d. Conduct routine after-action stress debriefings.</li> <li>e. Conduct unit award, decoration, recognition and memorial ceremonies.</li> </ul> <p>* 5. Commander and leaders implement stress control techniques.</p> <ul style="list-style-type: none"> <li>a. Implement a plan to deal with mild, seriously stressed, or BF cases.</li> <li>b. Assign soldiers who show signs of stress or BF to simple tasks.</li> <li>c. Direct personnel to be supportive of BF or stressed soldiers.</li> <li>d. Refer soldiers showing signs of serious stress or BF to supporting MTF for medical evaluation.</li> <li>e. Reintegrate RTD soldiers into their specific element.</li> </ul> <p>6. Unit personnel employ stress prevention measures.</p> <ul style="list-style-type: none"> <li>a. Maintain a positive attitude concerning the unit's mission, purpose, and abilities.</li> <li>b. Comply with the commander's sleep plan.</li> <li>c. Identify other soldiers with signs of stress or BF.</li> <li>d. Provide immediate buddy aid support.</li> <li>e. Report signs of stress or BF in other soldiers to immediate supervisor.</li> <li>f. Accept new unit members immediately.</li> <li>g. Practice relaxation techniques at appropriate times and places.</li> <li>h. Participate in buddy system and after-action stress debriefings.</li> </ul>		

TASK PERFORMANCE / EVALUATION SUMMARY BLOCK							
ITERATION	1	2	3	4	5	M	TOTAL
TOTAL TASK STEPS EVALUATED							
TOTAL TASK STEPS "GO"							
TRAINING STATUS "GO"/"NO-GO"							

"\*" indicates a leader task step.

**SUPPORTING INDIVIDUAL TASKS: NONE**

**SUPPORTING COLLECTIVE TASKS: NONE**

**OPFOR TASKS AND STANDARDS: NONE**

**ELEMENTS:** Company Headquarters  
 Battalion Maintenance Platoon Headquarters  
 Tech Supply Platoon Headquarters  
 Direct Support Maintenance Platoon Headquarters

**TASK:** Process Enemy Prisoners of War (63-2-4304)  
 (FM 3-19.40)

**ITERATION:** 1 2 3 4 5 M (Circle)  
**COMMANDER/LEADER ASSESSMENT:** T P U (Circle)

**CONDITIONS:** Threat soldiers are surrendering or being captured. The unit is supporting tactical operations. An EPW collection point has been established in the support area. The unit has analog and/or digital communications with higher HQ. The higher HQ OPORD, the unit TSOP, and higher HQ TSOP are available. This task is performed under all day and night environmental conditions. The unit is subject to air, NBC, and all levels of threat forces attacks. Some iterations of this task should be performed in MOPP4.

**TASK STANDARDS:** Unit evacuates EPW to the designated EPW holding area within the time prescribed in the TSOP and/or higher HQ directives. At MOPP4, EPW processing and evacuation times increase significantly.

TASK STEPS AND PERFORMANCE MEASURES	GO	NO-GO
<p>* 1. Commander and leaders supervise EPW processing in the unit area.</p> <ul style="list-style-type: none"> <li>a. Disseminate designated EPW collection point(s) locations to all sub-elements using analog and/or digital communications.</li> <li>b. Coordinate disposition of EPW with higher HQ staff element before transporting to the rear using analog and/or digital communications.</li> <li>c. Monitor processing procedures to ensure compliance with the TSOP and current INTSUM.</li> </ul> <p>2. Unit personnel search EPW.</p> <ul style="list-style-type: none"> <li>a. Remove all weapons and documents.</li> <li>b. Return personal items of no military intelligence value.</li> <li>c. Provide EPW a receipt for personal items taken.</li> <li>d. Tag each EPW and each item removed with date/time group, location of capture, capturing unit, and circumstances of capture.</li> </ul> <p>3. Unit personnel segregate EPW.</p> <ul style="list-style-type: none"> <li>a. Segregate EPW by rank, sex, deserters, civilians, nationality, and ideology, when possible.</li> <li>b. Treat EPW casualties.</li> </ul> <p>NOTE: See Task 08-2-0003.63-0001 for detailed treatment procedures.</p> <ul style="list-style-type: none"> <li>c. Transport EPW casualties.</li> </ul> <p>NOTE: See Task 63-2-4316 for detailed transportation procedures.</p> <ul style="list-style-type: none"> <li>d. Report casualties to higher HQ staff element using analog and/or digital communications.</li> </ul> <p>4. Unit personnel silence EPW.</p> <ul style="list-style-type: none"> <li>a. Prevent EPW leaders from giving orders.</li> <li>b. Prevent communications between captured personnel.</li> <li>c. Conduct no conversations in front of EPW except to issue orders and maintain discipline.</li> </ul>		



TASK STEPS AND PERFORMANCE MEASURES	GO	NO-GO
5. Unit personnel transport EPW to the rear. <ul style="list-style-type: none"> <li>a. Remove EPW from dangers of the immediate battle area.</li> <li>b. Prevent abuse of EPW by fellow soldiers or local populace.</li> <li>c. Transport EPW to the nearest collection point by vehicle.</li> </ul> NOTE: If transportation is unavailable and time and distance factors permit, march EPW to the nearest collection point; if EPWs are held, water and rations must be provided.		

TASK PERFORMANCE / EVALUATION SUMMARY BLOCK							
ITERATION	1	2	3	4	5	M	TOTAL
TOTAL TASK STEPS EVALUATED							
TOTAL TASK STEPS "GO"							
TRAINING STATUS "GO"/"NO-GO"							

"\*\*" indicates a leader task step.

**SUPPORTING INDIVIDUAL TASKS: NONE**

**SUPPORTING COLLECTIVE TASKS**

Task Number	Task Title	References
63-2-4305	Process Captured Documents and Equipment	ARTEP 10-337-30-MTP

**OPFOR TASKS AND STANDARDS**

**TASK:** Maintain Contact (63-OPFOR-1011)

**CONDITION:** OPFOR element is tactically engaged with enemy base defense forces. Enemy forces are withdrawing under pressure.

**STANDARD:** 1. Engage enemy forces decisively. 2. Advance own unit or forces as enemy withdraws. 3. Inflict casualties.

- ELEMENTS:** Company Headquarters  
 Battalion Maintenance Platoon Headquarters  
 Battalion Maintenance Section  
 Maintenance Control Section  
 Tech Supply Platoon Headquarters  
 Shipping / Receiving Section  
 Storage / Issue Section  
 RX / QSS Section  
 Direct Support Maintenance Platoon Headquarters  
 Automotive / Track Vehicle Repair Section  
 Service / Recovery Section  
 Ground Support Equipment Repair Section  
 Armament Repair Section  
 Communications / Electronics Repair Section  
 Cavalry System Support Team

**TASK:** Process Captured Documents and Equipment (63-2-4305)  
 (FM 34-54) (STP 21-24-SMCT)

**ITERATION:** 1 2 3 4 5 M (Circle)

**COMMANDER/LEADER ASSESSMENT:** T P U (Circle)

**CONDITIONS:** Threat equipment and documents have been captured. The unit has analog and/or digital communications with higher HQ. The higher HQ OPORD, the unit TSOP, and higher HQ TSOP are available. The unit is supporting tactical operations. This task is performed under all day and night environmental conditions. The unit is subject to air, NBC, and all levels of threat forces attacks.

Some iterations of this task should be performed in MOPP4.

**TASK STANDARDS:** Unit processes all captured documents and equipment IAW disposition instructions from the S2/S3 section and the battalion TSOP. At MOPP4, documents and equipment processing and disposition times increase.

TASK STEPS AND PERFORMANCE MEASURES	GO	NO-GO
1. Commander and leaders supervise captured document and equipment processing. <ul style="list-style-type: none"> <li>a. Disseminate to all subelements instructions and procedures for processing captured documents and equipment using analog and/or digital communications.</li> <li>b. Coordinate disposition of captured documents and equipment with S2/S3 using analog and/or digital communications.</li> <li>c. Coordinate with S2/S3, Plans-Operations Branch for transportation of equipment to the rear using analog and/or digital communications.</li> <li>d. Monitor processing procedures to ensure compliance with the TSOP and Plans-Operations Branch guidance.</li> </ul> 2. Unit personnel report capture of documents or equipment to S3, Plans-Operations Branch. <ul style="list-style-type: none"> <li>a. Process reports on documents and equipment IAW FM 34-54 and the TSOP.</li> <li>b. Request disposition of captured documents and equipment from the Plans-Operations Branch, S2/S3, and S4 section using analog and/or digital communications.</li> </ul>		

TASK STEPS AND PERFORMANCE MEASURES	GO	NO-GO
c. Tag all captured documents and equipment before evacuation.  3. Unit executes approved disposition of captured documents and equipment. a. Evacuate captured equipment IAW disposition instructions. b. Destroy the captured equipment (less medical) IAW disposition instructions. NOTE: If tactical situation does not permit equipment destruction or evacuation, or other special instructions exist, abandon captured equipment IAW disposition instructions. c. Evacuate documents through Plan-Operations Branch to intelligence personnel.		

TASK PERFORMANCE / EVALUATION SUMMARY BLOCK							
ITERATION	1	2	3	4	5	M	TOTAL
TOTAL TASK STEPS EVALUATED							
TOTAL TASK STEPS "GO"							
TRAINING STATUS "GO"/"NO-GO"							

"\*\*" indicates a leader task step.

**SUPPORTING INDIVIDUAL TASKS: NONE**

**SUPPORTING COLLECTIVE TASKS**

Task Number	Task Title	References
63-2-4304	Process Enemy Prisoners of War	ARTEP 10-337-30-MTP

**OPFOR TASKS AND STANDARDS**

**TASK:** Maintain Contact (63-OPFOR-1011)

**CONDITION:** OPFOR element is tactically engaged with enemy base defense forces. Enemy forces are withdrawing under pressure.

**STANDARD:** 1. Engage enemy forces decisively. 2. Advance own unit or forces as enemy withdraws. 3. Inflict casualties.

- ELEMENTS:** Company Headquarters  
 Battalion Maintenance Platoon Headquarters  
 Battalion Maintenance Section  
 Maintenance Control Section  
 Tech Supply Platoon Headquarters  
 Shipping / Receiving Section  
 Storage / Issue Section  
 RX / QSS Section  
 Direct Support Maintenance Platoon Headquarters  
 Automotive / Track Vehicle Repair Section  
 Service / Recovery Section  
 Ground Support Equipment Repair Section  
 Armament Repair Section  
 Communications / Electronics Repair Section  
 Cavalry System Support Team

**TASK:** Perform Field Sanitation Functions (63-2-4315)  
 (FM 21-10) (AR 40-5) (FM 3-100.4)  
 (FM 3-4) (FM 4-25.12) (STP 21-24-SMCT)

**ITERATION:** 1 2 3 4 5 M (Circle)

**COMMANDER/LEADER ASSESSMENT:** T P U (Circle)

**CONDITIONS:** The unit is in the field without permanent sanitation or water facilities. Health hazards exist requiring field sanitation procedures to be employed. The unit has analog and/or digital communications with higher HQ. The higher HQ OPORD, the unit TSOP, and higher HQ TSOP are available. A trained unit field sanitation team is assisting the commander in preventing any health threat. All required sanitation equipment is available. Field sanitation activities are continuous and are performed simultaneously with other operational tasks. This task is performed under all day and night environment conditions. The unit is subject to air, NBC, and ground Level I threat forces attack. Some iterations of this task should be performed in MOPP4.

**TASK STANDARDS:** Field sanitation measures are accomplished IAW the TSOP, OPORD, FM 21-10, and FM 4-25.12. FST performs field sanitation activities IAW the TSOP, commander's guidance, FM 21-10, and FM 4-25.12. At MOPP4, only minimal essential field sanitation activities are performed.

TASK STEPS AND PERFORMANCE MEASURES	GO	NO-GO
* 1. Commander directs field sanitation measures. <ul style="list-style-type: none"> <li>a. Directs field sanitation activities to counter the health threat, including actions such as the setting up of handwashing stations near each latrine and ration handling area.</li> <li>b. Monitors field sanitation activities.</li> <li>c. Enforces individual field sanitation measures.</li> <li>d. Requests assistance for health related problems from higher HQ for problems that are beyond the expertise of the FST IAW TSOP, OPORD, and CHS plan using the appropriate system.</li> <li>e. Enforces safety procedures IAW TSOP and publications.</li> <li>f. Enforces environmental stewardship protection program procedures.</li> </ul> 2. FST supervises unit field sanitation activities. <ul style="list-style-type: none"> <li>a. Maintains field sanitation basic load.</li> <li>b. Supervises distribution of field sanitation basic load items.</li> <li>c. Tests unit water supply for required chlorine residual.</li> </ul>		

TASK STEPS AND PERFORMANCE MEASURES	GO	NO-GO
<ul style="list-style-type: none"> <li>d. Monitors personnel to ensure use of protective measures against arthropods (skin, repellent, bed net, clothing, and bed net repellent) and rodents IAW applicable directives and commander's guidance.</li> <li>e. Monitors personnel for employment of correct hygiene measures such as handwashing.</li> <li>f. Supervises installation of appropriate latrine facilities based on terrain.</li> <li>g. Inspects latrines and urinals.</li> <li>h. Inspects liquid and solid waste disposal facilities.</li> <li>i. Inspects hand-washing devices IAW TSOP.</li> <li>j. Inspects transport, storage, preparation, and service of food.</li> <li>k. Provides advice, recommendations, and training requirements to the commander.</li> <li>l. Enforces safety procedures IAW TSOP and publications</li> <li>m. Enforces environmental stewardship protection program procedures.</li> </ul> <p>3. Unit elements employ field sanitation measures.</p> <ul style="list-style-type: none"> <li>a. Maintain prescribed load of water purification materials.</li> <li>b. Prepare nonpotable water for personal use.</li> <li>c. Consume only water designated as potable.</li> <li>d. Maintain latrines and hand washing facilities.</li> <li>e. Employ preventive measures against cold and heat injuries.</li> <li>f. Employ personal hygiene measures.</li> <li>g. Employ preventive measures against arthropod and rodent infestation, to include using skin, clothing and bed net repellent.</li> <li>h. Report field sanitation deficiencies to FST.</li> <li>i. Employ safety procedures IAW TSOP and publications.</li> <li>j. Employ environmental stewardship protection program procedures.</li> </ul>		

TASK PERFORMANCE / EVALUATION SUMMARY BLOCK							
ITERATION	1	2	3	4	5	M	TOTAL
TOTAL TASK STEPS EVALUATED							
TOTAL TASK STEPS "GO"							
TRAINING STATUS "GO"/"NO-GO"							

"\*" indicates a leader task step.

**SUPPORTING INDIVIDUAL TASKS: NONE**

**SUPPORTING COLLECTIVE TASKS**

Task Number	Task Title	References
63-2-4518	Set Up Unit Headquarters and Bivouac Areas	ARTEP 10-426-30-MTP

**OPFOR TASKS AND STANDARDS: NONE**

- ELEMENTS:** Company Headquarters  
 Battalion Maintenance Platoon Headquarters  
 Maintenance Control Section  
 Tech Supply Platoon Headquarters  
 Shipping / Receiving Section  
 Storage / Issue Section  
 RX / QSS Section  
 Direct Support Maintenance Platoon Headquarters  
 Automotive / Track Vehicle Repair Section  
 Service / Recovery Section  
 Ground Support Equipment Repair Section  
 Armament Repair Section  
 Communications / Electronics Repair Section  
 Cavalry System Support Team

**TASK:** Transport Casualties (63-2-4316)  
 (FM 8-10-6) (FM 12-6) (FM 21-11)  
 (FM 3-100.4) (FM 3-4) (FM 3-5)  
 (FM 57-38) (FM 8-10-7) (STP 21-1-SMCT)  
 (STP 21-24-SMCT)

**ITERATION:** 1 2 3 4 5 M (Circle)

**COMMANDER/LEADER ASSESSMENT:** T P U (Circle)

**CONDITIONS:** Unit personnel are wounded and some may be chemically contaminated. Threat force contact has been broken. Unit defenses have been reorganized. Some wounded EPW casualties may require evacuation. The unit has analog and/or digital communications with higher HQ. The higher HQ OPORD, the unit TSOP, and higher HQ TSOP are available. Casualties must be evacuated from fighting positions to designated casualty collection points. All methods of transportation are employed. This task is performed simultaneously with other reorganization tasks. This task is performed under all day and night environmental conditions. The unit is subject to air, NBC, and all levels of threat forces attacks. Some iterations of this task should be performed in MOPP4.

**TASK STANDARDS:** Casualties are transported as soon as tactical situation permits IAW TSOP, OPORD, the provisions of the Geneva Convention, and FM 8-10-6. At MOPP4, performance degradation factors increases the time required to evacuate casualties.

TASK STEPS AND PERFORMANCE MEASURES	GO	NO-GO
* 1. Unit commander and leaders supervise transportation of casualties. <ul style="list-style-type: none"> <li>a. Identify casualty collection points using analog and/or digital communications or messenger.</li> <li>b. Identify transportation requirements.</li> <li>c. Supervise preparation of casualties for transport.</li> <li>d. Coordinate transportation of casualties from unit area with higher HQ staff element IAW TSOP and FM 8-10-6 using analog and/or digital communications or messenger.</li> <li>e. Coordinate security requirements for the pick-up site with subelements and higher HQ staff element using analog and/or digital communications or messenger.</li> <li>f. Disseminate transportation information to unit personnel using analog and/or digital communications.</li> </ul>		

TASK STEPS AND PERFORMANCE MEASURES	GO	NO-GO
<p>g. Forward casualty feeder report and witness statements to higher HQ staff element IAW TSOP and FM 12-6 using analog and/or digital communications or messenger.</p> <p>2. Unit elements prepare casualties for transport.</p> <p>a. Treat casualties.</p> <p>NOTE: See Task 08-2-0003.63-0001 for detailed treatment procedures.</p> <p>b. Report casualties using analog and/or digital communications or messenger, as required.</p> <p>c. Collect classified documents such as SOI/SSI, maps, overlays, and key lists.</p> <p>d. Secure custody of organizational equipment IAW the TSOP.</p> <p>e. Forward spot casualty reports to unit HQ IAW TSOP using analog and/or digital communications.</p> <p>3. Unit elements transport casualties to casualty collection points using manual carries.</p> <p>a. Select type of manual carry appropriate to situation and injury.</p> <p>b. Transport casualty without causing further injury IAW FM 8-10-6.</p> <p>4. Unit elements transport casualties to casualty collection points using litter carries.</p> <p>a. Identify litter team(s).</p> <p>b. Construct improvised litter from available material, as required.</p> <p>c. Secure casualty on litter.</p> <p>d. Transport casualty without causing further injury IAW FM 8-10-6.</p> <p>5. Unit elements transport casualties to a MTF using available vehicles.</p> <p>a. Load maximum number of casualties with the most seriously injured last IAW FM 8-10-6; this will allow a "last in, first out" unloading procedure.</p> <p>b. Secure casualties in vehicle.</p> <p>c. Transport casualties without causing further injury IAW FM 8-10-6.</p> <p>* 6. Commander and leaders request aeromedical transportation, as needed.</p> <p>a. Transmit request IAW OPORD, TSOP, and FM 8-10-6 using analog and/or digital communications.</p> <p>b. Select landing site, which provides sufficient space for helicopter hover, landing, and takeoff IAW FM 8-10-6, and FM 57-38.</p> <p>c. Supervise removal of all dangerous objects likely to be blown about prior to aircraft arrival.</p> <p>d. Supervise security of landing site IAW the TSOP.</p> <p>7. Unit elements assist in loading ambulance.</p> <p>a. Employ proper carrying and loading techniques IAW FM 8-10-6.</p> <p>b. Load casualties in the sequence directed by crew.</p> <p>c. Load casualty without causing unnecessary discomfort.</p> <p>d. Employ safety procedures IAW the TSOP and FM 8-10-6.</p> <p>e. Employ environmental stewardship protection program procedures.</p> <p>8. Unit elements transport chemically contaminated casualties.</p> <p>a. Assume MOPP4.</p> <p>b. Mark contaminated casualties IAW the TSOP.</p> <p>c. Notify supporting MTF that contaminated casualties are en route to their location using analog and/or digital communications.</p> <p>d. Transport casualties directly to a designated decontamination and treatment station.</p>		

TASK STEPS AND PERFORMANCE MEASURES	GO	NO-GO
e. Protect casualty from further contamination during transport.  9. Unit personnel transport EPW casualties. a. Maintain security of EPW casualties IAW the TSOP. b. Search EPW casualties for weapons and ordnance prior to transport. c. Transport EPW casualties IAW the provisions of the Geneva Convention agreements and the TSOP.		

TASK PERFORMANCE / EVALUATION SUMMARY BLOCK							
ITERATION	1	2	3	4	5	M	TOTAL
TOTAL TASK STEPS EVALUATED							
TOTAL TASK STEPS "GO"							
TRAINING STATUS "GO"/"NO-GO"							

"\*" indicates a leader task step.

**SUPPORTING INDIVIDUAL TASKS: NONE**

**SUPPORTING COLLECTIVE TASKS**

Task Number	Task Title	References
08-2-0003.63-0001	Treat Casualties	ARTEP 10-337-30-MTP

**OPFOR TASKS AND STANDARDS: NONE**



ARTEP 43-888-30-MTP

- ELEMENTS:** Company Headquarters  
 Battalion Maintenance Platoon Headquarters  
 Battalion Maintenance Section  
 Maintenance Control Section  
 Tech Supply Platoon Headquarters  
 Shipping / Receiving Section  
 Storage / Issue Section  
 RX / QSS Section  
 Direct Support Maintenance Platoon Headquarters  
 Automotive / Track Vehicle Repair Section  
 Service / Recovery Section  
 Ground Support Equipment Repair Section  
 Armament Repair Section  
 Communications / Electronics Repair Section  
 Cavalry System Support Team

**TASK:** Perform Risk Management Procedures (63-2-4326) (FM 3-100.4)  
 (FM 100-14) (DA PAM 385-1)

**ITERATION:** 1 2 3 4 5 M (Circle)

**COMMANDER/LEADER ASSESSMENT:** T P U (Circle)

**CONDITIONS:** The unit is deployed in a tactical environment supporting operations. Safety hazards for personnel and equipment exist. Hazards increase as operations intensify. The unit has analog and/or digital communications with higher HQ. The higher HQ OPORD, unit TSOP, and higher HQ TSOP are available. This task is performed under all day and night environmental conditions. The unit is subject to air, NBC, and all levels of threat forces attacks. Some iterations of this task should be performed in MOPP4.

**TASK STANDARDS:** Potential safety problems for tasks are identified and either reduced or eliminated. At MOPP4 performance degradation factors increase implementation time for risk management procedures.

TASK STEPS AND PERFORMANCE MEASURES	GO	NO-GO
<p>* 1. Commander and leaders identify risk and or safety hazards.</p> <ul style="list-style-type: none"> <li>a. Maintain situational awareness using analog and/or digital communications.</li> <li>b. Identify specified and implied missions and tasks in the OPLAN, OPORD, and FRAGO using analog and/or digital communications or messenger.</li> <li>c. Identify all risks associated with specified and implied missions or tasks.</li> <li>d. Integrate safety into every phase of the planning process.</li> <li>e. Contrast the benefits of safety measures to the unit's mission versus the potential cost of risk or safety hazards.</li> <li>f. Conduct continuous assessment of phases of operations for safety and risk reduction.</li> </ul> <p>* 2. Commander and leaders evaluate risk or safety hazards identified during operations.</p> <ul style="list-style-type: none"> <li>a. Identify previously executed unsafe acts and their corrective actions.</li> <li>b. Identify all unwarranted risks.</li> <li>c. Compare identified risk to acceptable risk level stated in the commander's intent and based on the training objective.</li> <li>d. Calculate projected equipment and personnel losses from accidents by reviewing historical records.</li> </ul>		

TASK STEPS AND PERFORMANCE MEASURES	GO	NO-GO
e. Describe operations in terms of its risk level (extremely high, high, medium, low). f. Prepare courses of action that minimize accidental losses. * 3. Commander and leaders eliminate or reduce risk and safety hazards. a. Select course of action that maximizes operational effectiveness and minimizes risks. b. Develop procedures that reduce risk. c. Provide guidance that enhances safety in all phases of operation. d. Prescribe safety and protective equipment that enhances safety and reduces risks. e. Enforce environmental stewardship protection program procedures. 4. Unit personnel employ safety enhancement procedures. a. Practice safety procedures during all mission rehearsals and operations. b. Correct unsafe acts on the spot. c. Report to unit safety officer risk or safety violations beyond unit's corrective level. d. Employ environmental stewardship protection program.		

TASK PERFORMANCE / EVALUATION SUMMARY BLOCK							
ITERATION	1	2	3	4	5	M	TOTAL
TOTAL TASK STEPS EVALUATED							
TOTAL TASK STEPS "GO"							
TRAINING STATUS "GO"/"NO-GO"							

"\*" indicates a leader task step.

**SUPPORTING INDIVIDUAL TASKS: NONE**

**SUPPORTING COLLECTIVE TASKS**

Task Number	Task Title	References
63-2-4010	Plan Unit Defense	ARTEP 10-337-30-MTP
63-2-4014	Plan Area Damage Control Operations	ARTEP 10-337-30-MTP
63-2-4016	Employ Operations Security Measures	ARTEP 10-337-30-MTP
63-2-4303	Combat Battlefield Stress	ARTEP 10-337-30-MTP
63-2-4306	Employ Physical Security Measures	ARTEP 10-337-30-MTP

**OPFOR TASKS AND STANDARDS: NONE**

ARTEP 43-888-30-MTP

**ELEMENTS:** Tech Supply Platoon Headquarters  
Shipping / Receiving Section

**TASK:** Receive Resupply by Airdrop (63-2-4514)  
(FM 10-500-7) (FM 3-100.4)

**ITERATION:** 1 2 3 4 5 M (Circle)

**COMMANDER/LEADER ASSESSMENT:** T P U (Circle)

**CONDITIONS:** Since normal supply support transportation is unavailable, supplies and equipment have been requested by airdrop. MHE and vehicles have been requested. Airdrop of supplies and equipment may be preplanned or immediate. The unit has analog and digital communications with higher HQ. The higher HQ OPORD, the unit TSOP, and higher HQ TSOP are available. This task is performed under most day or night environmental conditions. The unit is subject to air, NBC, and ground Level I threat forces attack. Some iterations of this task should be performed in MOPP4.

**TASK STANDARDS:** Supplies and equipment are derigged and airdrop items are recovered IAW with the TSOP and OPORD. At MOPP4, resupply by airdrop is significantly degraded.

TASK STEPS AND PERFORMANCE MEASURES	GO	NO-GO
<ol style="list-style-type: none"> <li>1. Unit HQ prepares requests for supplies and equipment by airdrop.               <ol style="list-style-type: none"> <li>a. Identifies supplies and equipment needed.</li> <li>b. Forwards requests for additional supplies and equipment to higher HQ using analog and digital communications or messenger.</li> <li>c. Identifies drop zone.</li> <li>d. States date and time of airdrop on request.</li> <li>e. Forwards request for preplanned or immediate airdrop to higher HQ staff element using analog and digital communications or messenger.</li> </ol> </li> <li>* 2. Commander and element leaders develop airdrop supply and equipment receipt plan.               <ol style="list-style-type: none"> <li>a. Designate a recovery officer and safety officer.</li> <li>b. Verify delivery time and location with higher HQ staff element using digital devices, radio, wire, or messenger.</li> <li>c. Coordinate for DZ control with an Air Force combat control team or an Army pathfinder unit, through higher HQ staff element using analog and digital communications or messenger.</li> <li>d. Prepare recovery and alternate plans.</li> <li>e. Identify the number of people, equipment, and vehicles required for the recovery of supplies and equipment.</li> <li>f. Coordinate transportation and MHE support with higher HQ staff element using analog and digital communications or messenger.</li> <li>g. Enforce safety procedures IAW TSOP and publications.</li> <li>h. Identify environmental stewardship protection program procedures.</li> <li>i. Brief personnel on the tactical situation, recovery plan, and alternate plans.</li> </ol> </li> <li>3. Unit receives supplies and equipment.               <ol style="list-style-type: none"> <li>a. Secures drop zone or AO.</li> <li>b. Derigs supplies and equipment.</li> <li>c. Records shortages.</li> <li>d. Identifies damaged items.</li> <li>e. Evacuates supplies and equipment.</li> <li>f. Retrieves airdrop rigging equipment.</li> <li>g. Buries or destroys airdrop rigging equipment that cannot be removed.</li> </ol> </li> </ol>		

TASK STEPS AND PERFORMANCE MEASURES	GO	NO-GO
h. Inspects the drop zone or area of operation to make certain no serviceable airdrop equipment is left behind. i. Forwards airdrop equipment to nearest salvage collection point or other location as directed by the S4 section. j. Forwards SITREP to higher HQ staff elements using analog and digital communications or messenger. k. Employs safety procedures IAW TSOP and publications. l. Employs environmental stewardship protection program procedures.		

TASK PERFORMANCE / EVALUATION SUMMARY BLOCK							
ITERATION	1	2	3	4	5	M	TOTAL
TOTAL TASK STEPS EVALUATED							
TOTAL TASK STEPS "GO"							
TRAINING STATUS "GO"/"NO-GO"							

"\*" indicates a leader task step.

**SUPPORTING INDIVIDUAL TASKS: NONE**

**SUPPORTING COLLECTIVE TASKS**

Task Number	Task Title	References
63-2-4515	Provide Unit Supply Support	ARTEP 10-337-30-MTP

**OPFOR TASKS AND STANDARDS: NONE**

ARTEP 43-888-30-MTP

**ELEMENTS:** Tech Supply Platoon Headquarters  
 Shipping / Receiving Section  
 Storage / Issue Section  
 RX / QSS Section

**TASK:** Provide Unit Supply Support (63-2-4515)  
 (FM 10-27-4) (AR 710-2) (DA PAM 710-2-1)  
 (FM 10-27-2) (FM 10-27-3) (FM 3-100.4)  
 (STP 10-92Y1-SM) (STP 10-92Y24-SM-TG)

**ITERATION:** 1 2 3 4 5 M (Circle)  
**COMMANDER/LEADER ASSESSMENT:** T P U (Circle)

**CONDITIONS:** Unit HQ is receiving requests for supplies from subordinate elements. The unit has analog and/or digital communications with higher HQ. The higher HQ OPORD, unit TSOP, and higher HQ TSOP are available. Equipment and supplies are arriving through supply channels, but additional supplies are required. Extra small arms and ammunition are stored in the supply area. Supply support is a continuous task that is performed simultaneously with other support and operational tasks. This task is performed under all day or night environmental conditions. The unit is subject to air, NBC, and ground Level I threat forces attack. Some iterations of this task should be performed in MOPP4.

**TASK STANDARDS:** Supplies, weapons, and ammunition requirements established by the TSOP and/or OPORD are on hand or coordinated for use, when needed. At MOPP4, unit supply support is reduced to minimum essential actions.

TASK STEPS AND PERFORMANCE MEASURES	GO	NO-GO
<p>* 1. Commander directs unit supply operations.</p> <ul style="list-style-type: none"> <li>a. Inspects supply records and status to ensure compliance with supply regulations, directives, and TSOP.</li> <li>b. Verifies ULLS-S4 input, records, and output for accuracy.</li> <li>c. Directs inventories of supplies and equipment to calculate assets on hand by using ULLS-S4-generated hand receipts and component of end item listings.</li> </ul> <p>NOTE: The commander prepares for inventories by having the supply sergeant access unit hand receipts and component listings from the ULLS-S4 main menu and printing out required reports.</p> <ul style="list-style-type: none"> <li>d. Updates the ULLS-S4 database using the annotated worksheets.</li> <li>e. Inspects unit equipment, weapons, and ammunition storage areas for compliance with supply regulations, directives, and TSOP.</li> <li>f. Directs issue of supplies and equipment IAW higher HQ guidance and/or TSOP sustainment controls.</li> <li>g. Forwards routine supply, weapons, and small arms ammunition requirements to higher HQ S4 section by inputting requests into ULLS-S4 and forwarding request data disks to the S4 section.</li> <li>h. Forwards emergency supply requests to the higher HQ S4 section, using analog and/or digital communications and follow up with a supply request through ULLS-S4.</li> <li>i. Anticipates supply needs and requirements of the unit.</li> </ul> <p>* 2. Supply Sergeant supervises unit supply activities.</p> <ul style="list-style-type: none"> <li>a. Verifies supply due-in status from the ULLS-S4 document register.</li> </ul> <p>NOTE: The supply sergeant updates the ULLS-S4 document register regularly with status disks received from the SSA. The supply sergeant accesses the document register from the ULLS-S4 main menu to check statuses.</p>		

TASK STEPS AND PERFORMANCE MEASURES	GO	NO-GO
<ul style="list-style-type: none"> <li>b. Conducts inventories to calculate assets on hand using ULLS-S4 generated hand receipts and components of end-items listings.</li> <li>c. Develops supply storage plans.</li> <li>d. Monitors supply transactions to ensure compliance with established supply procedures.</li> <li>e. Supervises control of weapons and ammunition.</li> <li>f. Prepares input to Material Condition Status Reports maintained by the maintenance personnel by annotation of the ULLS-G generated equipment status sheets.</li> <li>g. Enforces safety procedures IAW TSOP and applicable publications.</li> <li>h. Enforces environmental stewardship protection program procedures.</li> </ul> <p>3. Unit HQ requests additional supplies.</p> <ul style="list-style-type: none"> <li>a. Collects requirements from elements using analog and/or digital communications or messenger.</li> <li>b. Calculates resupply requirements.</li> <li>c. Records requests on the ULLS-S4 document register.</li> <li>d. Forwards resupply request to higher HQ S4 section using analog and/or digital communications.</li> </ul> <p>4. Supply personnel receive supplies.</p> <ul style="list-style-type: none"> <li>a. Compare supply quantities and stock numbers requisitioned against quantities and stock numbers received.</li> <li>b. Update the ULLS-S4 document register with quantities and date received, as well as any new status on partial shipments.</li> </ul> <p>NOTE: Update document register by accessing it from the ULLS-S4 main menu and changing appropriate data fields.</p> <ul style="list-style-type: none"> <li>c. Forward supplies to requesting element.</li> </ul>		

TASK PERFORMANCE / EVALUATION SUMMARY BLOCK							
ITERATION	1	2	3	4	5	M	TOTAL
TOTAL TASK STEPS EVALUATED							
TOTAL TASK STEPS "GO"							
TRAINING STATUS "GO"/"NO-GO"							

"\*\*" indicates a leader task step.

**SUPPORTING INDIVIDUAL TASKS**

Task Number	Task Title	References
101-92Y-1001	Operate Unit Level Logistics-S4 System (ULLS-S4)	STP 10-76Y1-SM
101-92Y-1002	Establish ULLS-S4 Security Accesses	STP 10-92M14-SM-TG STP 10-92Y1-SM STP 10-76Y1-SM STP 10-92M14-SM-TG STP 10-92Y1-SM
101-92Y-1003	Establish ULLS-S4 Unit Parameter Files	STP 10-76Y1-SM STP 10-92M14-SM-TG STP 10-92Y1-SM
101-92Y-1004	Establish ULLS-S4 Property Origin Record	STP 10-76Y1-SM

**SUPPORTING INDIVIDUAL TASKS**

<b>Task Number</b>	<b>Task Title</b>	<b>References</b>
101-92Y-1110	Inventory Supplies and Equipment	STP 10-92M14-SM-TG STP 10-92Y1-SM
101-92Y-1111	Request Supplies and Equipment	STP 10-76Y1-SM STP 10-92M14-SM-TG STP 10-92Y1-SM
101-92Y-1112	Request Cancellation of Supplies	STP 10-76Y1-SM STP 10-92M14-SM-TG STP 10-92Y1-SM
101-92Y-1113	Receive Supplies and Equipment	STP 10-76Y1-SM STP 10-92M14-SM-TG STP 10-92Y1-SM
101-92Y-1114	Issue Supplies and Equipment	STP 10-76Y1-SM STP 10-92M14-SM-TG STP 10-92Y1-SM
101-92Y-1115	Store Selected Supplies and Equipment in Unit Storage Area	STP 10-76Y1-SM
101-92Y-1116	Maintain Due-in Status File for Requested Items	STP 10-92M14-SM-TG STP 10-92Y1-SM STP 10-76Y1-SM
101-92Y-1117	Turn In Supplies and Equipment	STP 10-92M14-SM-TG STP 10-92Y1-SM STP 10-76Y1-SM
101-92Y-1118	Transfer Supplies and Equipment	STP 10-92M14-SM-TG STP 10-92Y1-SM STP 10-76Y1-SM
101-92Y-1119	Prepare Unit Supply Files	STP 10-92M14-SM-TG STP 10-92Y1-SM STP 10-76Y1-SM
101-92Y-1200	Control Weapons and Ammunition in the Arms Room	STP 10-92M14-SM-TG STP 10-92Y1-SM
101-92Y-1201	Maintain Key Control	STP 10-76Y1-SM STP 10-92M14-SM-TG STP 10-92Y1-SM
101-92Y-1204	Perform Organizational Maintenance on Small Arms	STP 10-76Y1-SM
101-92Y-2113	Update Supply Status	STP 10-92M14-SM-TG STP 10-92Y1-SM STP 10-76Y1-SM
101-92Y-2114	Account for Absentee's Clothing, Equipment, and Personal Effects	STP 10-92M14-SM-TG STP 10-92Y1-SM

**SUPPORTING INDIVIDUAL TASKS**

<b>Task Number</b>	<b>Task Title</b>	<b>References</b>
101-92Y-2115	Dispose of Absentee's Clothing, Equipment, and Personal Effects	STP 10-76Y1-SM
101-92Y-2116	Supervise Inventory of Supplies and Equipment	STP 10-92M14-SM-TG STP 10-92Y1-SM STP 10-76Y1-SM
101-92Y-3001	Verify ULLS-S4 Security Accesses	STP 10-92M14-SM-TG STP 10-92Y1-SM
101-92Y-3002	Review ULLS-S4 Unit Parameter Files	STP 10-92M14-SM-TG STP 10-92Y1-SM
101-92Y-3110	Manage Hand Receipts/Subhand Receipts	STP 10-92M14-SM-TG STP 10-92Y1-SM
101-92Y-3203	Supervise Unit Arms Room Operations	STP 10-92M14-SM-TG STP 10-92Y1-SM
101-92Y-3204	Supervise Organizational Maintenance of Weapons	STP 10-92M14-SM-TG
101-92Y-4110	Manage Property Distribution	STP 10-92Y1-SM STP 10-92M14-SM-TG STP 10-92Y1-SM

**SUPPORTING COLLECTIVE TASKS**

<b>Task Number</b>	<b>Task Title</b>	<b>References</b>
63-2-4514	Receive Resupply by Airdrop	ARTEP 10-337-30-MTP
63-2-4516	Receive External Sling Load Resupply	ARTEP 10-337-30-MTP

**OPFOR TASKS AND STANDARDS**

**TASK:** Gather Intelligence (63-OPFOR-1008)

**CONDITION:** Small OPFOR elements, operating in the rear area, are planning attacks on enemy bases. Information is needed to complete plans.

**STANDARD:** 1. Identify all PIR and other intelligence requirements. 2. Pass through any outpost, defensive wire, or warning devices undetected. 3. Move to an OP that offers cover and concealment and is close enough to gather PIR and other intelligence requirements. 4. Gather all PIR and other intelligence requirements. 5. Withdraw from area undetected. 6. Report all information to OPFOR HQ.

**TASK:** Conduct Sniper Operations (63-OPFOR-1005)

**CONDITION:** OPFOR has assigned snipers, regular and/or irregular elements, in the enemy rear area along MSR and near support sites.

**STANDARD:** 1. Set up well-concealed location(s). 2. Engage vehicle drivers or personnel on foot with short bursts of semi-automatic fire. 3. Kill or wound selected target. 4. Prevent position from being discovered by enemy forces. 5. Evacuate the area without being spotted. 6. Report all specified PIR and other intelligence requirements to OPFOR HQ.



ARTEP 43-888-30-MTP

**ELEMENTS:** Tech Supply Platoon Headquarters  
Shipping / Receiving Section

**TASK:** Receive External Sling Load Resupply (63-2-4516)  
(FM 10-450-3) (FM 10-450-4) (FM 10-450-5)  
(FM 3-100.4)

**ITERATION:** 1 2 3 4 5 M (Circle)

**COMMANDER/LEADER ASSESSMENT:** T P U (Circle)

**CONDITIONS:** The unit is alerted for incoming Resupply by external sling load. Support operations section (if immediate resupply) or S4 section (if routine resupply) notifies the unit of the anticipated type and amount of supplies or equipment and the scheduled delivery time. The unit has analog and digital communications with higher HQ. The higher HQ OPORD, unit TSOP, and higher HQ TSOP are available. The unit has personnel trained in sling load procedures. Helicopter(s) deliver supplies and/or equipment to a designated landing zone (LZ) near the unit position. The landing zone (LZ) is secured. Slings and allied materials may or may not be returned with delivery helicopter(s) to unit of origin. This task is performed under most day or night environmental conditions. The unit is subject to air, NBC, and ground Level I threat forces attack.

Some iterations of this task should be performed in MOPP4.

**TASK STANDARDS:** Supplies and/or equipment are derigged and cleared from LZ IAW the unit TSOP or battalion OPORD. At MOPP4, performance degradation factors increase sling load operation time.

TASK STEPS AND PERFORMANCE MEASURES	GO	NO-GO
<p>* 1. Commander and element leaders develop supplies and/or equipment receipt plan.</p> <ul style="list-style-type: none"> <li>a. Maintain situational awareness using analog and digital communications.</li> <li>b. Verify quantity and type of supplies and/or equipment and delivery time with Support Operations Section or S4 Section using analog and digital communications.</li> <li>c. Coordinate LZ security and location with Support Operations Section using analog and digital communications or messenger.</li> <li>d. Appoint landing zone officer or NCO.</li> <li>e. Coordinate additional motor transport, MHE, and special equipment requirements with S4 Section using analog and digital communications or messenger.</li> <li>f. Assign appropriate number and composition of ground crew(s) based on tactical situation, type and quantity of cargo, and size of landing zone.</li> <li>g. Request required protective equipment from unit supply.</li> <li>h. Brief landing zone officer or NCO on tactical situation, size of operation, preparation and clearance of LZ, protective equipment, and safety precautions.</li> </ul> <p>* 2. Ground crew(s) perform LZ preparation activities.</p> <ul style="list-style-type: none"> <li>a. Establish security of the LZ.</li> <li>b. Remove all obstructions from LZ.</li> <li>c. Mark all nonremovable obstructions.</li> <li>d. Clear all loose debris from the LZ.</li> <li>e. Set up all required visual markers.</li> <li>f. Position vehicles and other equipment out of the LZ.</li> <li>g. Rehearse hand or arm and other visual signals.</li> </ul>		

TASK STEPS AND PERFORMANCE MEASURES	GO	NO-GO
<p>3. LZ officer/NCO supervises external sling load resupply operations.</p> <ul style="list-style-type: none"> <li>a. Identifies wind direction and speed.</li> <li>b. Transmits wind direction and speed to incoming aircraft, as requested using radio systems.</li> <li>c. Identifies aircraft approach direction.</li> <li>d. Prepares LZ emergency security and reaction plan.</li> <li>e. Identifies ground crew(s) rendezvous or rally point(s).</li> <li>f. Secures all required LZ marking and personnel protection equipment.</li> <li>g. Organizes ground crew team(s).</li> <li>h. Briefs ground crew team(s) on tactical situation, size of operation, preparation, and clearance of LZ, emergency procedures, protective equipment, and safety precautions.</li> <li>i. Assigns individual team members duties.</li> <li>j. Supervises derigging operations.</li> <li>k. Supervises loading of supplies and/or equipment on vehicles.</li> <li>l. Supervises LZ clearance activities.</li> <li>m. Enforces safety procedures IAW TSOP and applicable publications.</li> <li>n. Enforces environmental stewardship protection program procedures.</li> </ul> <p>4. Ground crew(s) derig external sling load supplies or equipment.</p> <ul style="list-style-type: none"> <li>a. Wears hearing and eye protection.</li> <li>b. Employs visual signals to guide helicopter to derigging point.</li> <li>c. Ground static discharge probe to cargo hook.</li> <li>d. Releases load from helicopter.</li> <li>e. Provides "affirmative" signal to pilot for lift-off when load is unhooked and clear of helicopter.</li> <li>f. Employs safety procedures IAW TSOP and publications.</li> <li>g. Employs environmental stewardship protection program procedures.</li> </ul> <p>5. Ground crew(s) prepares slings and/or nets for air transport retrograde.</p> <ul style="list-style-type: none"> <li>a. Removes cargo sling and/or nets from supplies or equipment.</li> <li>b. Secures all slings and/or nets in a cargo net.</li> <li>c. Employs proper hand signals to guide helicopter into position.</li> <li>d. Ground static discharge probe to net rings.</li> <li>e. Connects sling equipment to helicopter cargo hook.</li> <li>f. Employs safety procedures IAW TSOP and publications.</li> <li>g. Employs environmental stewardship protection program procedures.</li> </ul> <p>6. Ground Crew(s) and vehicle operator(s) clear LZ.</p> <ul style="list-style-type: none"> <li>a. Load all supplies or equipment on vehicle(s).</li> <li>b. Load all slings and/or nets on vehicle(s).</li> <li>c. Remove all loose debris from LZ.</li> <li>d. Employ safety procedures IAW TSOP and publications.</li> <li>e. Employ environmental stewardship protection program procedures.</li> </ul>		

TASK PERFORMANCE / EVALUATION SUMMARY BLOCK							
ITERATION	1	2	3	4	5	M	TOTAL
TOTAL TASK STEPS EVALUATED							
TOTAL TASK STEPS "GO"							
TRAINING STATUS "GO"/"NO-GO"							

"\*\*" indicates a leader task step.

**SUPPORTING INDIVIDUAL TASKS**

Task Number	Task Title	References
551-716-3501	Supervise Helicopter External Sling Load Operations	STP 10-92M14-SM-TG

**SUPPORTING COLLECTIVE TASKS**

Task Number	Task Title	References
63-2-4515	Provide Unit Supply Support	ARTEP 10-337-30-MTP

**TASK:** Gather Intelligence (63-OPFOR-1008)

**CONDITION:** Small OPFOR elements, operating in the rear area, are planning attack

**OPFOR TASKS AND STANDARDS**

s on enemy bases. Information is needed to complete plans.

**STANDARD:** 1. Identify all PIR and other intelligence requirements. 2. Pass through any outpost, defensive wire, or warning devices undetected. 3. Move to an OP that offers cover and concealment and is close enough to gather PIR and other intelligence requirements. 4. Gather all PIR and other intelligence requirements. 5. Withdraw from area undetected. 6. Report all information to OPFOR HQ.

**TASK:** Conduct Sniper Operations (63-OPFOR-1005)

**CONDITION:** OPFOR has assigned snipers, regular and/or irregular elements, in the enemy rear area along MSR and near support sites.

**STANDARD:** 1. Set up well-concealed location(s). 2. Engage vehicle drivers or personnel on foot with short bursts of semi-automatic fire. 3. Kill or wound selected target. 4. Prevent position from being discovered by enemy forces. 5. Evacuate the area without being spotted. 6. Report all specified PIR and other intelligence requirements to OPFOR HQ.

**ELEMENT:** Company Headquarters

**TASK:** Establish Unit Headquarters (43-2-0003)  
 (FM 5-20) (FM 100-10) (FM 3-4)  
 (FM 3-5) (FM 63-20)

**ITERATION:** 1 2 3 4 5 M (Circle)

**COMMANDER/LEADER ASSESSMENT:** T P U (Circle)

**CONDITIONS:** The quartering party guides have escorted the unit main body into their respective locations at the new field or MOUT operating site. The operating areas for unit administration, unit supply and unit maintenance have been identified in the commander's layout plan. Selected personnel from the main body have been assigned to hasty fighting positions to reinforce area security already established by the quartering party. The quartering party has already established the command post. Unit tactical SOP is available. This task is performed under all environmental conditions. The unit may be subject to attack by threat level I forces, NBC attack, or radiological fallout. Although the unit area of operations is established simultaneously with unit defense, unit defense has priority. Some iterations of this task should be performed in MOPP4.

**TASK STANDARDS:** All unit headquarters elements are set up IAW the unit tactical SOP/commander's layout plan.

At MOPP Level 4, performance degradation increases time required to setup the unit headquarters .

TASK STEPS AND PERFORMANCE MEASURES	GO	NO-GO
* 1. Commander/first sergeant directs setup operations. <ul style="list-style-type: none"> <li>a. Enforces OPSEC procedures.</li> <li>b. Enforces safety procedures.</li> <li>c. Directs dispersion of company equipment.</li> <li>d. Directs company defense.</li> <li>e. Directs field sanitation operations.</li> <li>f. Maintains radio contact with higher headquarters.</li> <li>g. Revises layout plan as required.</li> <li>h. Inspects setup operation.</li> <li>i. Enforces environmental stewardship procedures.</li> </ul> 2. Unit headquarters sets up the unit administration area. <ul style="list-style-type: none"> <li>a. Positions equipment.</li> <li>b. Camouflages the area consistent with the tactical situation.</li> <li>c. Establishes CP security.</li> <li>d. Maintains radio contact with unit elements.</li> <li>e. Employs noise and light discipline.</li> <li>f. Identifies Mortuary Affairs and EPW collection points.</li> <li>g. Employs safety procedures.</li> <li>h. Employs environmental stewardship procedures.</li> </ul> 3. Unit headquarters sets up the unit supply area. <ul style="list-style-type: none"> <li>a. Positions equipment.</li> <li>b. Establishes communications with the unit switchboard.</li> </ul>		

TASK STEPS AND PERFORMANCE MEASURES	GO	NO-GO
<ul style="list-style-type: none"> <li>c. Positions supply vehicles.</li> <li>d. Secures unissued weapons and ammunition.</li> <li>e. Secures unissued supplies to prevent pilferage and exposure to environmental conditions.</li> <li>f. Camouflages the area consistent with tactical situation.</li> <li>g. Employs noise and light discipline.</li>   <li>h. Employs safety procedures.</li>   <li>i. Employs environmental stewardship procedures.</li>   <li>4. Unit headquarters sets up the unit maintenance area.                             <ul style="list-style-type: none"> <li>a. Erects maintenance tent IAW TM 10-8340-208-13.</li> <li>b. Establishes communications with the unit switchboard.</li> <li>c. Positions equipment.</li> <li>d. Safeguards equipment and repair parts.</li> <li>e. Camouflages the area consistent with tactical situation.</li> <li>f. Employs noise and light discipline.</li> </ul> </li>   <li>g. Employs safety procedures.</li> <li>h. Employs environmental stewardship procedures.</li> </ul>		

TASK PERFORMANCE / EVALUATION SUMMARY BLOCK							
ITERATION	1	2	3	4	5	M	TOTAL
TOTAL TASK STEPS EVALUATED							
TOTAL TASK STEPS "GO"							
TRAINING STATUS "GO"/"NO-GO"							

"\*" indicates a leader task step.

**SUPPORTING INDIVIDUAL TASKS: NONE**

**SUPPORTING COLLECTIVE TASKS: NONE**

**OPFOR TASKS AND STANDARDS: NONE**

**ELEMENTS:** Company Headquarters  
 Battalion Maintenance Platoon Headquarters  
 Tech Supply Platoon Headquarters

**TASK:** Plan Unit Move (63-2-4001)  
 (FM 55-30) (FM 100-14) (FM 3-100.4)  
 (FM 3-4)

**ITERATION:** 1 2 3 4 5 M (Circle)  
**COMMANDER/LEADER ASSESSMENT:** T P U (Circle)

**CONDITIONS:** The unit receives a warning notice from higher HQ of a tentative relocation and must plan a unit move. More details are received prior to completion of this task. The unit has analog and/or digital communications with higher HQ. The higher HQ OPORD, the unit TSOP, and higher HQ TSOP are available. Higher HQ staff element coordinates external support requirements. Tentative new areas forward and rear have been designated by higher HQ staff element in the contingency plans. Movement can occur in a field or MOUT environment. After movement analysis, the commander assembles key leaders who provide current personnel and equipment status reports. The TSOP with movement readiness levels and current loading plans are available. Higher HQ staff element issues maps with tentative locations. Situation changes may cause the unit to echelon its displacement. Support is required at the old site until the new site is operational. This task is performed under all day and night environmental conditions. The unit is subject to air, NBC, and ground Level I threat forces attack. Some iterations of this task should be performed in MOPP4.

**TASK STANDARDS:** The displacement plan is completed based on movement procedures and policies in the TSOP, warning order, and movement order. At MOPP4, performance degradation factors increase planning completion time.

TASK STEPS AND PERFORMANCE MEASURES	GO	NO-GO
* 1. Commander conducts analysis of the movement. <ul style="list-style-type: none"> <li>a. Identifies all specified and implied movement tasks in the warning notice.</li> <li>b. Identifies all documented relocation policies and procedures required from the higher HQ TSOP and movement order, and the unit TSOP.</li> <li>c. Lists all essential tasks required to relocate the unit in one or more lifts.</li> <li>d. Identifies all movement constraints that can be identified by hard copy or digital tactical map or a map reconnaissance of possible routes from old to new site.</li> <li>e. Issues warning notice to the entire unit's subordinate elements using analog or digital communications or messenger.</li> <li>f. Applies risk management processes as an integrated feature of task performance.</li> </ul> 2. Unit HQ coordinates for additional support requirements. <ul style="list-style-type: none"> <li>a. Coordinates convoy marking equipment, vehicles, and other equipment requirements with higher HQ staff element using analog and/or digital communications.</li> <li>b. Coordinates tactical information and security requirements with higher HQ staff element using analog and/or digital communications or messenger.</li> <li>c. Coordinates CHS requirements with higher HQ staff element using analog and/or digital communications or messenger.</li> </ul> 3. Unit HQ prepares and briefs the stay-behind party plan. <ul style="list-style-type: none"> <li>a. Coordinates stay-behind party requirements with higher HQ staff element using analog and/or digital communications.</li> </ul>		

TASK STEPS AND PERFORMANCE MEASURES	GO	NO-GO
<ul style="list-style-type: none"> <li>b. Identifies stay-behind party leader and composition based on higher HQ staff element requirements.</li> <li>c. Identifies all operational limitations and security requirements in coordination with higher HQ staff element using analog and/or digital communications.</li> <li>d. Designates assembly area location for stay-behind party that provides cover and concealment and does not interfere with departure of the main body from the area.</li> <li>e. Briefs stay-behind party leader on the commander's intent, operational and security requirements, communications, and site close-down procedures.</li> <li>f. Forwards location(s) of stay-behind facilities to higher HQ staff element using analog and/or digital communications or messenger.</li> </ul> <p>* 4. Commander and unit leaders prepare a displacement plan.</p> <ul style="list-style-type: none"> <li>a. Calculate unit's operational readiness level by using all vehicle, equipment, and personnel status reports.</li> <li>b. Coordinate repair of inoperable vehicles and equipment and repair time restrictions with the unit's or supporting maintenance element.</li> <li>c. List sequentially all tasks required to relocate the unit.</li> <li>d. List all equipment required to relocate the unit.</li> <li>e. Assign time limitations for the completion of each relocation task.</li> <li>f. Adjust load plans to accommodate current operational readiness levels.</li> <li>g. Designate personnel and equipment for advance/quartering and reconnaissance parties.</li> <li>h. Assign all relocation tasks to specific elements.</li> <li>i. Designate uniform, weapons, and equipment requirements for road march.</li> <li>j. Designate the march commander to control unit elements from SP to RP.</li> <li>k. Brief relocation plan to higher HQ staff element.</li> <li>l. Brief all unit personnel on relocation plan.</li> <li>m. Apply risk management processes as an integrated feature of task performance.</li> </ul>		

TASK PERFORMANCE / EVALUATION SUMMARY BLOCK							
ITERATION	1	2	3	4	5	M	TOTAL
TOTAL TASK STEPS EVALUATED							
TOTAL TASK STEPS "GO"							
TRAINING STATUS "GO"/"NO-GO"							

"\*\*" indicates a leader task step.

**SUPPORTING INDIVIDUAL TASKS: NONE**

**SUPPORTING COLLECTIVE TASKS**

Task Number	Task Title	References
63-2-4002	Prepare Unit to Move	ARTEP 10-337-30-MTP
63-2-4003	Conduct Tactical Road March	ARTEP 10-337-30-MTP

**OPFOR TASKS AND STANDARDS: NONE**

**ELEMENTS:** Company Headquarters  
 Battalion Maintenance Platoon Headquarters  
 Tech Supply Platoon Headquarters

**TASK:** Plan Occupation of New Area of Operations (63-2-4007)  
 (FM 101-5) (AR 530-1) (FM 10-27-1)  
 (FM 10-27-2) (FM 3-25.26) (FM 3-4)  
 (FM 55-30)

**ITERATION:** 1 2 3 4 5 M (Circle)

**COMMANDER/LEADER ASSESSMENT:** T P U (Circle)

**CONDITIONS:** The unit has received a warning order requiring movement to a new AO. Planning must begin immediately. The unit has analog and/or digital communications with higher HQ. The unit TSOP, and higher HQ TSOP are available. The higher HQ OPORD, with annex showing the location and proposed dimensions of the new higher HQ and unit area, is available. Reconnaissance information has been received from the higher HQ reconnaissance party and elements previously located in the general area. Tentative plans are subject to change by the advance/quartering party. Field expedient and natural shelters are available. Higher HQ analysis of the AO is available. This task is performed under all day and night environmental conditions. The unit is subject to air, NBC, and ground Level I threat forces attack. Some iterations of this task should be performed in MOPP4.

**TASK STANDARDS:** Occupation plan is completed NLT advance/quartering party departure and accommodates all unit activities and equipment IAW higher HQ and unit TSOP. At MOPP4, performance degradation factors increase planning completion time.

TASK STEPS AND PERFORMANCE MEASURES	GO	NO-GO
<p>* 1. Commander and leaders verify suitability of new area.</p> <ul style="list-style-type: none"> <li>a. Verify space requirements for number and types of vehicles, base facilities, and possible augmentations.</li> <li>b. Verify area's ability to support weight of vehicles, equipment, and supplies in various types of weather using the analysis of the AO.</li> <li>c. Inspect area for defensibility.</li> <li>d. Inspect area for adequate cover and concealment.</li> <li>e. Verify buildings are located near access road and the areas around the buildings are large enough to meet traffic requirement (Urban).</li> <li>f. Coordinate area limitations, constraints, and possible resolutions with higher HQ staff element using analog and/or digital communications or messenger.</li> </ul> <p>* 2. Commander and leaders formulate a tentative unit layout plan.</p> <ul style="list-style-type: none"> <li>a. Identify general location of the unit CP.</li> <li>b. Identify area of all subelements, including tentative defensive boundaries.</li> <li>c. Develop traffic plan that identifies the traffic pattern and dismount point(s).</li> <li>d. Develop hasty security plan that identifies tentative guard posts and crew-served weapon positions.</li> <li>e. Develop communication plan depicting wire, analog, and/or digital communications diagrams for all subelements.</li> <li>f. Provide "runner" instructions until wire communications are operational.</li> <li>g. Coordinate tentative layout plan with higher HQ staff element using analog and/or digital communications or messenger.</li> <li>h. Brief advance/quartering party on details of layout plan with adjustment options.</li> </ul>		



TASK STEPS AND PERFORMANCE MEASURES	GO	NO-GO
* 3. Commander and leaders plan advance/quartering party activities. <ul style="list-style-type: none"> <li>a. Identify required advance/quartering party tasks from the TSOP.</li> <li>b. Identify advance/quartering party vehicles and personnel constraints as established by higher HQ staff element.</li> <li>c. Identify time limitations for completion of advance/quartering party tasks.</li> <li>d. List essential advance/quartering party tasks.</li> <li>e. List equipment required to perform essential tasks within vehicle constraints.</li> <li>f. Brief advance/quartering party leader on area preparation tasks, available equipment, and possible options due to decreases in personnel or equipment failure.</li> </ul>		

TASK PERFORMANCE / EVALUATION SUMMARY BLOCK							
ITERATION	1	2	3	4	5	M	TOTAL
TOTAL TASK STEPS EVALUATED							
TOTAL TASK STEPS "GO"							
TRAINING STATUS "GO"/"NO-GO"							

"\*" indicates a leader task step.

**SUPPORTING INDIVIDUAL TASKS**

Task Number	Task Title	References
071-329-1019	Use a Map Overlay	STP 10-92M14-SM-TG STP 21-24-SMCT

**SUPPORTING COLLECTIVE TASKS**

Task Number	Task Title	References
63-2-4001	Plan Unit Move	ARTEP 10-337-30-MTP
63-2-4002	Prepare Unit to Move	ARTEP 10-337-30-MTP
63-2-4003	Conduct Tactical Road March	ARTEP 10-337-30-MTP
63-2-4005	Cross a Radiologically Contaminated Area	ARTEP 10-337-30-MTP
63-2-4008	Perform Advance/Quartering Party Activities	ARTEP 10-337-30-MTP

**OPFOR TASKS AND STANDARDS: NONE**

**ELEMENT:** Company Headquarters

**TASK:** Plan Unit Defense (63-2-4010)  
 (FM 10-27-3) (FM 10-27-2) (FM 3-4)  
 (FM 7-10) (STP 21-24-SMCT)

**ITERATION:** 1 2 3 4 5 M (Circle)  
**COMMANDER/LEADER ASSESSMENT:** T P U (Circle)

**CONDITIONS:** The unit's defensive area of responsibility has been assigned by a higher HQ staff element and defense of the area must be planned. The unit has analog and/or digital communications with higher HQ. The higher HQ OPORD, the unit TSOP, and higher HQ TSOP are available. The unit commander has conducted a mounted or dismounted reconnaissance of the area. Selected personnel have occupied initial security positions. The unit layout plan is finalized. Automatic weapons are positioned on likely avenues of approach. The unit's administrative and operational areas are established simultaneously with its defensive set up. The detail and complexity of the defense is dependent upon the amount of time the unit is to be at this location. Field expedient and natural shelters are available. This task is performed in all day and night environmental conditions. The unit is subject to air, NBC, and all levels of threat forces attacks. Some iterations of this task should be performed in MOPP4.

**TASK STANDARDS:** Defense plan is completed IAW the TSOP and higher HQ guidance and is integrated into the higher HQ defense plan. At MOPP4, performance degradation factors increase unit's planning times.

TASK STEPS AND PERFORMANCE MEASURES	GO	NO-GO
<ul style="list-style-type: none"> <li>* 1. Commander and leaders perform terrain analysis of unit's area of responsibility.                             <ul style="list-style-type: none"> <li>a. Maintain situational awareness using analog and/or digital communications.</li> <li>b. Identify terrain features that provide cover and concealment or other advantages to the threat force.</li> <li>c. Identify likely avenues of approach for mounted and dismounted forces and threat aircraft.</li> <li>d. Identify probable dead space(s) in the unit's area.</li> <li>e. Identify locations of preplanned indirect fire targets and target reference points in coordination with higher HQ staff element using analog and/or digital communications.</li> <li>f. Identify locations of restrictive fire zones within or in the immediate vicinity of the unit's area of responsibility.</li> </ul> </li>   <li>* 2. Commander and leaders prepare preliminary base fire plan.                             <ul style="list-style-type: none"> <li>a. List available weapon systems and element to which they are assigned.</li> <li>b. Calculate each element's personnel assets based on the availability of personnel during normal operations.</li> <li>c. Designate subelement boundaries that cover the entire unit area of responsibility based on the normal availability of weapons and personnel.</li> <li>d. List probable engagement areas based on terrain analysis of the area of responsibility and data provided by higher HQ staff element.</li> <li>e. Establish coordination channels with adjacent units to integrate interlocking fires.</li> <li>f. List target areas for each type weapon system in the unit.</li> <li>g. List indirect fire and CAS target reference points.</li> <li>h. Coordinate fire support coordination measures with higher HQ staff element using analog and/or digital communications.</li> </ul> </li>   <li>* 3. Commander and leaders prepare preliminary mobility and countermobility plan.</li> </ul>		

TASK STEPS AND PERFORMANCE MEASURES	GO	NO-GO
<ul style="list-style-type: none"> <li>a. List locations of obstacles and types based on desired engagement areas, dead space, and preplanned indirect fire support using analog and/or digital communications.</li> <li>b. Identify available obstacle assets and resources for emplacement.</li> <li>c. Coordinate additional obstacle requirements with higher HQ staff element using analog and/or digital communications or messenger.</li> </ul> <p>* 4. Commander and leaders prepare preliminary air defense plan.</p> <ul style="list-style-type: none"> <li>a. Identify applicable air defense policies, procedures, and requirements in higher HQ and unit TSOP.</li> <li>b. List probable air avenues of approach.</li> <li>c. List current weapon control status as received from higher HQ staff element.</li> <li>d. Identify air defense warning signals.</li> <li>e. Designate locations for air watch positions.</li> </ul> <p>* 5. Commander prepares reaction force plan.</p> <ul style="list-style-type: none"> <li>a. Lists base cluster reaction force requirements based on higher HQ TSOP or guidance.</li> <li>b. Lists internal reaction force requirements based on unit TSOP and personnel availability.</li> <li>c. Designates internal reaction force rally point.</li> <li>d. Lists subelements' tasking for external and internal reaction forces requirements.</li> </ul> <p>* 6. Commander prepares ground early-warning plan.</p> <ul style="list-style-type: none"> <li>a. Designates location for employment of PEWS based on terrain analysis.</li> <li>b. Designates location(s) for deliberate OPs and LPs.</li> </ul> <p>* 7. Commander plans sector defense.</p> <ul style="list-style-type: none"> <li>a. Designates boundaries of subelements based on unit plan.</li> </ul> <p>NOTE: Boundaries should be consistent with deployed weapon systems and personnel available to man the perimeter.</p> <ul style="list-style-type: none"> <li>b. Designates crew-served automatic weapon positions with fields of fire that cover most likely dismounted avenues of approach and afford maximum cover and concealment.</li> <li>c. Designates anti-armor weapon positions, laterally and in depth that covers most likely mounted avenues of approach and afford maximum cover and concealment.</li> <li>d. Assigns sectors of fire to crew-served weapons where their fires overlap, integrate, and mutually support beyond the point of hand grenade range (35 meters).</li> <li>e. Assigns armor kill zones for anti-armor weapons within the element.</li> <li>f. Assigns grenade launcher positions to cover dead space areas.</li> <li>g. Designates individual weapon positions where fires overlap and provide flank security for automatic weapons.</li> <li>h. Identifies indirect fire and CAS target reference points within the platoon's sector.</li> <li>i. Identifies locations and types of obstacles within the platoon's sector.</li> <li>j. Identifies locations of restrictive fire zones within the platoon's sector.</li> <li>k. Coordinates integration of interlocking fires with adjacent elements on the left and right.</li> </ul> <p>* 8. Section/squad leaders plan sector defense.</p> <ul style="list-style-type: none"> <li>a. Identify all primary positions within the section/squad's sector.</li> </ul>		

TASK STEPS AND PERFORMANCE MEASURES	GO	NO-GO
b. Identify locations of obstacles, target reference points, and restrictive fire zones within the section/squad's defensive sector. c. Select alternate positions for each primary position that covers the same sector of fire as the primary position. d. Select individual alternate positions based on key weapon alternate positions. e. Select alternate positions that provide covered and concealed withdrawal routes. f. Select supplementary positions that are within 200 meters of primary positions and are oriented in a different direction from primary positions. g. Designate sectors of fire for each supplementary position that interlock and provide mutual supporting fire. h. Coordinate integration of interlocking fires with adjacent elements using analog and/or digital communications or messenger.		

TASK PERFORMANCE / EVALUATION SUMMARY BLOCK							
ITERATION	1	2	3	4	5	M	TOTAL
TOTAL TASK STEPS EVALUATED							
TOTAL TASK STEPS "GO"							
TRAINING STATUS "GO"/"NO-GO"							

"\*\*" indicates a leader task step.

**SUPPORTING INDIVIDUAL TASKS: NONE**

**SUPPORTING COLLECTIVE TASKS**

Task Number	Task Title	References
63-2-4007	Plan Occupation of New Area of Operations	ARTEP 10-337-30-MTP
63-2-4008	Perform Advance/Quartering Party Activities	ARTEP 10-337-30-MTP

**OPFOR TASKS AND STANDARDS: NONE**

ARTEP 43-888-30-MTP

- ELEMENTS:** Company Headquarters  
 Battalion Maintenance Platoon Headquarters  
 Battalion Maintenance Section  
 Tech Supply Platoon Headquarters  
 Direct Support Maintenance Platoon Headquarters

**TASK:** Plan Area Damage Control Operations (63-2-4014)  
 (FM 100-14) (FM 21-10) (FM 3-4)  
 (FM 3-5) (FM 5-103) (FM 63-2)  
 (FM 63-2-1) (STP 21-24-SMCT)

**ITERATION:** 1 2 3 4 5 M (Circle)

**COMMANDER/LEADER ASSESSMENT:** T P U (Circle)

**CONDITIONS:** The commander has directed that a plan for area damage control be developed. The unit has analog and/or digital communications with higher HQ. The higher HQ OPORD, the unit TSOP, and higher HQ TSOP are available. The CP, bivouac and operational areas, and perimeter defenses are set up. This plan covers potential damage caused by threat forces or the forces of nature. This task is performed in all day and night environmental conditions. The unit is subject to air, NBC, and all levels of threat forces attacks. Some iterations of this task should be performed in MOPP4.

**TASK STANDARDS:** ADC plan is completed IAW TSOP and OPORD within the time prescribed by higher HQ staff element. At MOPP4, performance degradation factors increase planning completion time.

TASK STEPS AND PERFORMANCE MEASURES	GO	NO-GO
<ol style="list-style-type: none"> <li>1. Unit HQ identifies ADC assets and probable requirements.                             <ol style="list-style-type: none"> <li>a. Identifies static requirements and procedures by reviewing higher HQ TSOP and OPORD.</li> <li>b. Coordinates ADC requirement changes with the higher HQ staff element using and/or digital communications or messenger.</li> <li>c. Identifies on-hand equipment required for ADC operations as prescribed by higher HQ TSOP.</li> <li>d. Identifies personnel available for ADC operations.</li> <li>e. Requests equipment to fill shortages through higher HQ staff element using analog and/or digital communications or messenger.</li> <li>f. Coordinates resolution of equipment and personnel shortages with higher HQ staff element using analog and/or digital communications or messenger.</li> <li>g. Tasks subelements for ADC personnel and vehicles based on higher HQ TSOP, current mission requirements, and personnel availability during normal operations.</li> </ol> </li> <li>* 2. Element leaders provide support to unit ADC plan.                             <ol style="list-style-type: none"> <li>a. Identify element personnel and equipment to be used for ADC.</li> <li>b. Forward a list of required personnel and equipment to the unit HQ using analog and/or digital communications or messenger.</li> </ol> </li> <li>3. Unit headquarters prepares ADC plan.                             <ol style="list-style-type: none"> <li>a. Organizes light rescue, decontamination, and other teams with equipment as prescribed by the TSOP and OPORD.</li> <li>b. Identifies ADC priorities of all the CP facilities in coordination with higher HQ staff element.</li> </ol> </li> </ol>		

TASK STEPS AND PERFORMANCE MEASURES	GO	NO-GO
c. Identifies locations of alternate operational or alert sites in coordination with higher HQ staff element. d. Provides instructions on hardening support facilities. e. Forwards ADC plan to the higher HQ for approval using analog and/or digital communications or messenger. f. Disseminates ADC plan to all subelements upon approval using analog and/or digital communications or messenger.		

TASK PERFORMANCE / EVALUATION SUMMARY BLOCK							
ITERATION	1	2	3	4	5	M	TOTAL
TOTAL TASK STEPS EVALUATED							
TOTAL TASK STEPS "GO"							
TRAINING STATUS "GO"/"NO-GO"							

"\*\*" indicates a leader task step.

**SUPPORTING INDIVIDUAL TASKS: NONE**

**SUPPORTING COLLECTIVE TASKS**

Task Number	Task Title	References
63-2-4010	Plan Unit Defense	ARTEP 10-337-30-MTP

**OPFOR TASKS AND STANDARDS**

**TASK:** Gather Intelligence (63-OPFOR-1008)

**CONDITION:** Small OPFOR elements, operating in the rear area, are planning attacks on enemy bases. Information is needed to complete plans.

**STANDARD:** 1. Identify all PIR and other intelligence requirements. 2. Pass through any outpost, defensive wire, or warning devices undetected. 3. Move to an OP that offers cover and concealment and is close enough to gather PIR and other intelligence requirements. 4. Gather all PIR and other intelligence requirements. 5. Withdraw from area undetected. 6. Report all information to OPFOR HQ.

ARTEP 43-888-30-MTP

- ELEMENTS:** Company Headquarters  
 Battalion Maintenance Platoon Headquarters  
 Battalion Maintenance Section  
 Maintenance Control Section  
 Tech Supply Platoon Headquarters  
 Shipping / Receiving Section  
 Storage / Issue Section  
 RX / QSS Section  
 Direct Support Maintenance Platoon Headquarters  
 Automotive / Track Vehicle Repair Section  
 Service / Recovery Section  
 Ground Support Equipment Repair Section  
 Armament Repair Section  
 Communications / Electronics Repair Section  
 Cavalry System Support Team

**TASK:** Maintain Communications (63-2-4017)  
 (FM 11-32) (AR 380-19) (AR 530-1)  
 (FM 24-16) (FM 24-18) (FM 24-19)  
 (FM 24-22) (FM 24-35) (FM 24-35-1)

**ITERATION:** 1 2 3 4 5 M (Circle)

**COMMANDER/LEADER ASSESSMENT:** T P U (Circle)

**CONDITIONS:** The unit must maintain analog and/or digital communications internally, with higher HQ and with other units on the battlefield. Communications equipment has been set up and the SOI/SSI is available. The higher HQ OPORD, the unit TSOP, and higher HQ TSOP are available. Support operations and unit internal operations are conducted by analog and digital communications, telephone, or messenger. Threat is conducting EW and is capable of locating stations with direction finding equipment. This task is performed under all day and night environmental conditions. The unit is subject to air, NBC, and all levels of threat forces attacks. Some iterations of this task should be performed in MOPP4.

**TASK STANDARDS:** Unit provides uninterrupted 24-hour analog and/or digital communications through one or more external means. At MOPP4, performance degradation factors increase time required to maintain unit communications system.

TASK STEPS AND PERFORMANCE MEASURES	GO	NO-GO
1. Unit HQ operates the unit NCS. <ul style="list-style-type: none"> <li>a. Opens analog and/or digital nets IAW current SOI/SSI.</li> <li>b. Challenges all analog and/or digital stations in net as required by the SOI/SSI.</li> <li>c. Controls entry and departure of all stations.</li> <li>d. Monitors the net for operability and connectivity of digital devices.</li> <li>e. Reports loss and/or operating difficulties of any analog or digital station to the chain of command and higher HQ communications element.</li> <li>f. Enforces station and net restrictions.</li> <li>g. Monitors the net to detect errors in operating procedures.</li> <li>h. Corrects all errors in net operating procedures.</li> <li>i. Enforces station listening silence as prescribed by OPORD or commander's directive.</li> <li>j. Lifts radio listening silence as prescribed by OPORD or commander's directive.</li> </ul>		

TASK STEPS AND PERFORMANCE MEASURES	GO	NO-GO
<ul style="list-style-type: none"> <li>k. Completes transition to extend range of radio station within 15 minutes, if required.</li> <li>l. Remotes radio station at least one kilometer, if required.</li> <li>m. Directs change to alternate frequency when compromise of primary frequency is suspected.</li> <li>n. Closes net IAW the SOI/SSI.</li> </ul> <p>2. Operators transmit and receive messages.</p> <ul style="list-style-type: none"> <li>a. Process messages by precedence, date/time group, and IAW the TSOP.</li> <li>b. Process incoming messages without errors.</li> <li>c. Forward incoming messages to appropriate element/section.</li> <li>d. Check outgoing messages for completeness and readability.</li> <li>e. Employ approved radiotelephone procedures.</li> <li>f. Transmit messages IAW precedence, correct format, and prescribed text.</li> <li>g. Employ approved codes and brevity lists when transmitting the names of persons, places, and sensitive information.</li> <li>h. Encode all grid coordinates using the current SOI/SSI.</li> <li>i. Decode all grid coordinates using the current SOI/SSI.</li> <li>j. Transmit radio messages for no longer than 20 seconds.</li> <li>k. Employ lowest operational power setting consistent with operations requirements.</li> <li>l. Maintain station log.</li> <li>m. Troubleshoot radio set as necessary and within operator's capability.</li> <li>n. Correct faults (within operator's capability).</li> <li>o. Report uncorrectable faults to higher HQ S6 for resolution.</li> </ul> <p>3. Unit operators maintain digital and/or analog communications.</p> <ul style="list-style-type: none"> <li>a. Maintain digital and/or analog communications between the unit CP and all sub-elements.</li> <li>b. Maintain digital and/or analog communications with higher HQ and all supported unit elements using analog and/or digital communications.</li> <li>c. Notify higher HQ S6 when digital and/or analog communications are partially or completely inoperative.</li> </ul> <p>4. Unit personnel maintain land line communications.</p> <ul style="list-style-type: none"> <li>a. Maintain wire communications between the unit CP and all subelements.</li> <li>b. Maintain a hot loop between the unit CP and sub-elements, if switchboard is not available.</li> <li>c. Establish messenger runners when land communications are inoperative.</li> </ul> <p>5. Radio operators implement FM remedial ECCM.</p> <ul style="list-style-type: none"> <li>a. Identify if source of interference is internal or external by disconnecting the radio antenna.</li> <li>b. Continue to operate in an attempt to communicate through the jamming.</li> <li>c. Switch to high power on radio transmitter.</li> <li>d. Advise distant station to switch to high power.</li> <li>e. Relocate radio set (mobile units) to take advantage of terrain features to reduce the effects of jamming.</li> <li>f. Relocate the antenna to take advantage of terrain features to reduce the effects of jamming.</li> <li>g. Submit initial MIJI Feeder Voice Template Report to higher HQ communications branch.</li> <li>h. Reroute message traffic using alternate means of communications, such as relay (through another station), AM, or wire.</li> <li>i. Request (using alternate means) that the net change to a backup frequency.</li> </ul>		



TASK STEPS AND PERFORMANCE MEASURES	GO	NO-GO
<p>6. Radio operators implement AM remedial ECCM.</p> <ul style="list-style-type: none"> <li>a. Identify if source of interference is internal or external by disconnecting the radio antenna.</li> <li>b. Continue to operate in an attempt to communicate through the jamming.</li> <li>c. Check for intentional or unintentional interference.</li> <li>d. Check equipment grounding.</li> <li>e. Use radio frequency gain/frequency vernier in an attempt to work through the jamming.</li> <li>f. Relocate radio set (mobile units) to take advantage of terrain features to reduce the effects of jamming.</li> <li>g. Relocate the antenna to take advantage of terrain features to reduce the effects of jamming.</li> <li>h. Submit initial MIJI Feeder Voice Template Report to assigned or supporting higher HQ communications personnel or element.</li> <li>i. Reroute message traffic using alternate means of communications, such as relay (through another station), FM, or wire.</li> <li>j. Request (using alternate means) that the net change to a backup frequency.</li> </ul> <p>7. Unit headquarters maintains generator power.</p> <ul style="list-style-type: none"> <li>a. Operates generators IAW appropriate TMs.</li> <li>b. Constructs sound barrier and screening system to muffle noise and minimize heat signature.</li> <li>c. Constructs a fuel storage and fire control point for all generators with fire extinguishers as prescribed by the TSOP and commander's guidance.</li> </ul> <p>8. Unit personnel employ SIGSEC measures.</p> <ul style="list-style-type: none"> <li>a. Employ COMSEC measures to deny friendly telecommunication information to the enemy.</li> <li>b. Employ ELSEC measures to protect electromagnetic transmissions, other than communication devices, from threat detection.</li> <li>c. Evaluate TEMPEST controls to identify emanation vulnerabilities and implement countermeasures.</li> </ul>		

TASK PERFORMANCE / EVALUATION SUMMARY BLOCK							
ITERATION	1	2	3	4	5	M	TOTAL
TOTAL TASK STEPS EVALUATED							
TOTAL TASK STEPS "GO"							
TRAINING STATUS "GO"/"NO-GO"							

"\*\*" indicates a leader task step.

**SUPPORTING INDIVIDUAL TASKS: NONE**

**SUPPORTING COLLECTIVE TASKS**

Task Number	Task Title	References
63-2-4040	Establish Communications	ARTEP 10-337-30-MTP

**OPFOR TASKS AND STANDARDS**

**TASK:** Conduct Electronic Warfare (63-OPFOR-1012)

**CONDITION:** OPFOR employs a large number of radio detection finding sets, along with ground and airborne communications analysts, to monitor enemy forces for loose communications security practices.

**STANDARD:** 1. Locate the positions of enemy command, intelligence, and logistics radio nets. 2. Forward locations to OPFOR HQ. 3. Use jamming signals against enemy radio receivers. 4. Monitor enemy radio nets for intelligence information.

ARTEP 43-888-30-MTP

- ELEMENTS:** Company Headquarters  
 Battalion Maintenance Platoon Headquarters  
 Battalion Maintenance Section  
 Maintenance Control Section  
 Tech Supply Platoon Headquarters  
 Shipping / Receiving Section  
 Storage / Issue Section  
 RX / QSS Section  
 Direct Support Maintenance Platoon Headquarters  
 Automotive / Track Vehicle Repair Section  
 Service / Recovery Section  
 Ground Support Equipment Repair Section  
 Armament Repair Section  
 Communications / Electronics Repair Section  
 Cavalry System Support Team

- TASK:** Establish Communications (63-2-4040)  
 (FM 24-16) (AR 380-40) (AR 530-1)  
 (FM 10-27-2) (FM 10-27-3) (FM 11-32)  
 (FM 24-17) (FM 24-18) (FM 24-19)  
 (FM 24-22) (FM 24-33) (FM 24-35)  
 (FM 24-35-1) (TC 24-20)

**ITERATION:** 1 2 3 4 5 M (Circle)  
**COMMANDER/LEADER ASSESSMENT:** T P U (Circle)

**CONDITIONS:** Unit communications personnel have received the mission to accompany the advance/quartermaster party to a new site and establish analog and/or digital communications. TSOPs, OPORDs, and other required publications and documents are available. The unit advance/quartermaster party has arrived at the new site and secured the area. The unit communication plan is available. Equipment and personnel are available. The advance/quartermaster party has established initial communications. Message service is being provided on a 24-hour basis. This task is performed under all day and night environmental conditions. The unit is subject to air, NBC, and ground Level I threat forces attack. Some iterations of this task should be performed in MOPP4.

**TASK STANDARDS:** Analog and/or digital communications and generator power are established IAW the communication plan, OPORD, SOI/SSI, and TSOP. At MOPP4 performance degradation factors increase time required to establish communications.

TASK STEPS AND PERFORMANCE MEASURES	GO	NO-GO
* 1. Commander/first sergeant organizes communications element of the advance/quartermaster party. <ul style="list-style-type: none"> <li>a. Selects personnel to perform all communication set-up tasks at new location.</li> <li>b. Selects required vehicles and equipment to establish communications at the new site IAW movement order or TSOP.</li> <li>c. Inspects personnel, weapons, MOPP gear, vehicles, and equipment for departure for compliance with TSOP and commander's guidance.</li> <li>d. Dispatches communications element to assembly area for departure.</li> </ul> 2. Advance/quartermaster party establishes wire communications. <ul style="list-style-type: none"> <li>a. Identifies locations of all subordinate platoons/sections.</li> <li>b. Plans wire and telephone installation.</li> <li>c. Prepares a telephone traffic diagram.</li> </ul>		

TASK STEPS AND PERFORMANCE MEASURES	GO	NO-GO
d. Installs telephone switchboard. e. Lays wire for communications between switchboard and other platoons/sections. f. Establishes wire communications between HQ and switchboard.  3. Company HQ supervises company analog and/or digital communication nets. a. Functions as company net control station. b. Manages communications security for the company. c. Establishes alternate means of communications to include analog and/or digital communications and messenger with higher, lower and adjacent units. d. Ensures unit personnel practice COMSEC/ELSEC procedures.  4. Platoon headquarters supervises platoon analog and/or digital communication nets. a. Functions as platoon net control station. b. Manages communications security for the platoon. c. Establishes alternate means of communications to include analog and/or digital communications and messenger with higher, lower and supported units.		

TASK PERFORMANCE / EVALUATION SUMMARY BLOCK							
ITERATION	1	2	3	4	5	M	TOTAL
TOTAL TASK STEPS EVALUATED							
TOTAL TASK STEPS "GO"							
TRAINING STATUS "GO"/"NO-GO"							

"\*\*" indicates a leader task step.

**SUPPORTING INDIVIDUAL TASKS: NONE**

**SUPPORTING COLLECTIVE TASKS**

Task Number	Task Title	References
63-1-4015	Perform Battalion Advance/Quartering Party Activities	ARTEP 10-416-MTP

**OPFOR TASKS AND STANDARDS**

**TASK:** Conduct Sniper Operations (63-OPFOR-1005)

**CONDITION:** OPFOR has assigned snipers, regular and/or irregular elements, in the enemy rear area along MSR and near support sites.

**STANDARD:** 1. Set up well-concealed location(s). 2. Engage vehicle drivers or personnel on foot with short bursts of semi-automatic fire. 3. Kill or wound selected target. 4. Prevent position from being discovered by enemy forces. 5. Evacuate the area without being spotted. 6. Report all specified PIR and other intelligence requirements to OPFOR HQ.

## ARTEP 43-888-30-MTP

**TASK:** Gather Intelligence (63-OPFOR-1008)

**CONDITION:** Small OPFOR elements, operating in the rear area, are planning attacks on enemy bases. Information is needed to complete plans.

**STANDARD:** 1. Identify all PIR and other intelligence requirements. 2. Pass through any outpost, defensive wire, or warning devices undetected. 3. Move to an OP that offers cover and concealment and is close enough to gather PIR and other intelligence requirements. 4. Gather all PIR and other intelligence requirements. 5. Withdraw from area undetected. 6. Report all information to OPFOR HQ.

**ELEMENTS:** Company Headquarters  
 Battalion Maintenance Platoon Headquarters  
 Tech Supply Platoon Headquarters  
 Direct Support Maintenance Platoon Headquarters

**TASK:** Plan Unit Mobilization in a Peacetime Environment (63-2-4827)  
 (FM 100-17) (AR 220-1) (AR 220-10)  
 (AR 350-41) (AR 710-2) (FM 4-30.3)

**ITERATION:** 1 2 3 4 5 M (Circle)  
**COMMANDER/LEADER ASSESSMENT:** T P U (Circle)

**CONDITIONS:** The unit is operating in a normal peacetime environment at a normal state of readiness. The unit has a wartime mission with a corresponding OPLAN on file. Unit is conducting its operational mission and METL training. The unit MOBPLAN, movement plan, recall plan, security plan, unit access rosters, and current maps are available. The unit is deploying as part of a higher echelon deployment. Training requirements identified during this task are performed in the task (Perform Predeployment Training Activities). Peacetime deployment planning activities are performed under all day and night environmental conditions, except NBC. Some iterations of this task should be performed in MOPP4.

**TASK STANDARDS:** MOBPLAN (RC), movement plan, and RSOP are completed IAW governing regulations and higher HQ directions.

**NOTE:** MOBPLANS are required only for RC units. RC-specific task steps and performance measures are annotated "RC".

TASK STEPS AND PERFORMANCE MEASURES	GO	NO-GO
<p>* 1. Commander analyzes mission.</p> <ul style="list-style-type: none"> <li>a. Identifies tasks in the OPLAN/CONPLAN.</li> <li>b. Identifies documented deployment policies and procedures from the RSOP MOBPLAN (RC) and movement plan.</li> <li>c. Updates unit METL to reflect current mission.</li> <li>d. Verifies mission parameters and details with higher HQ.</li> <li>e. Briefs unit leaders on deployment and mission requirements.</li> </ul> <p>* 2. Commander directs deployment planning.</p> <ul style="list-style-type: none"> <li>a. Directs mobilization officer to update MOBPLAN (RC) based on current mission guidance.</li> <li>b. Directs UMO to update the unit movement plan based on current mission guidance.</li> <li>c. Verifies UMO and alternate UMO are on orders and trained.</li> <li>d. Directs unit leaders to update unit RSOP.</li> <li>e. Directs unit leaders to update unit battle book, to include the unit missions, organization, locations of mobilization station and ports, and extracts from the applicable OPLANs.</li> <li>f. Coordinates mission parameters and details with higher HQ.</li> <li>g. Identifies deployment training requirements.</li> <li>h. Validates MOBPLAN (RC).</li> </ul> <p>* 3. Mobilization officer updates MOBPLAN (RC).</p> <p>NOTE: MOBPLAN is updated annually or whenever a change occurs in unit mission or structure.</p> <ul style="list-style-type: none"> <li>a. Revalidates support agreements.</li> <li>b. Updates annexes.</li> </ul>		

TASK STEPS AND PERFORMANCE MEASURES	GO	NO-GO
<p>c. Validates unit retrieval plan.</p> <p>* 4. UMO updates unit movement plan. NOTE: The unit movement plan is updated annually or whenever a change occurs in unit mission or structure.</p> <ul style="list-style-type: none"> <li>a. Identifies the administrative, logistics and coordinating requirements for the plan.</li> <li>b. Verifies load plans are current and entered into the AUEL.</li> <li>c. Updates DEL(s) based on current mission(s).</li> <li>d. Updates air load plan based on current mission(s).</li> <li>e. Prepares movement binders with key data, to include checklists, the current copy of the AUEL, the DEL, and strip maps.</li> <li>f. Identifies hazardous and sensitive/classified cargo and handling procedures.</li> <li>g. Identifies BBPCT material requirements.</li> <li>h. Coordinates ground movement plan to designated ports with supporting ITO and local authorities, if required.</li> <li>i. Verifies personnel identified for deployment equipment teams, super cargoes and advance parties are deployable.</li> <li>j. Coordinates tactical information and security requirements with the S2/S3 section.</li> </ul> <p>* 5. Commander reviews unit readiness status.</p> <ul style="list-style-type: none"> <li>a. Validates requisitions for all equipment shortages.</li> <li>b. Directs unit supply to conduct an inventory of UBL items.</li> <li>c. Identifies unit training status for deployment mission, to include individual/crew served weapons, NBC, driver certification, special equipment, rail teams, air load/pallet build team, BBPCT team, and HAZMAT handlers.</li> <li>d. Directs unit HQ to coordinate unit SRP with S1 or supporting installation, as appropriate.</li> <li>e. Directs unit to maintain mobilization packet for each soldier IAW directives (RC).</li> <li>f. Directs personnel section to screen members not available for deployment.</li> <li>g. Resolves nondeployable personnel issues.</li> <li>h. Maintains unit liaison with mobilization station.</li> <li>i. Directs maintenance section to identify maintenance affecting readiness.</li> <li>j. Initiates action to resolve unit maintenance problems affecting readiness.</li> <li>k. Directs unit safety officer to prepare risk assessment of the deployment operation.</li> </ul> <p>* 6. Unit leaders prepare for mobilization.</p> <ul style="list-style-type: none"> <li>a. Update section portions of the RSOP and TSOP.</li> <li>b. Update section portions of the unit battle book, to include the unit mission, organization, locations of mobilization station and ports and extracts from the applicable OPLANs.</li> <li>c. Provide input to commander for update of unit METL.</li> </ul> <p>7. Unit HQ plans for deployment.</p> <ul style="list-style-type: none"> <li>a. Identifies rear detachment requirements.</li> <li>b. Plans for property transfer, turnover and control procedures.</li> <li>c. Verifies family support group program has been established and key personnel are available.</li> <li>d. Prepares plan for storing personnel property and POVs.</li> <li>e. Coordinates accreditation of automated information systems (RC).</li> <li>f. Identifies key personnel to be ordered to duty in advance of the unit (RC).</li> </ul>		

TASK STEPS AND PERFORMANCE MEASURES	GO	NO-GO
g. Coordinates with S1 for all unit personnel to go through SRP. h. Maintains a mobilization packet for each soldier IAW directives (RC). i. Coordinates update of RSOP and TSOP by section. j. Prepares communications plan. k. Identifies force protection measures. l. Prepares risk assessment of the deployment operation.  8. Unit conducts deployment training. a. Conducts load-out test as directed. b. Trains load teams, such as rail-loading teams, packing and crating teams, blocking and bracing teams, aerial/sea port load teams in specific team operations. c. Conducts mobilization status briefing for all unit personnel (RC). d. Conducts test of alert notification plan. e. Conducts HAZMAT training as needed.		

TASK PERFORMANCE / EVALUATION SUMMARY BLOCK							
ITERATION	1	2	3	4	5	M	TOTAL
TOTAL TASK STEPS EVALUATED							
TOTAL TASK STEPS "GO"							
TRAINING STATUS "GO"/"NO-GO"							

“\*” indicates a leader task step.

**SUPPORTING INDIVIDUAL TASKS: NONE**

**SUPPORTING COLLECTIVE TASKS: NONE**

**OPFOR TASKS AND STANDARDS: NONE**



ARTEP 43-888-30-MTP

- ELEMENTS:** Company Headquarters  
 Battalion Maintenance Platoon Headquarters  
 Battalion Maintenance Section  
 Maintenance Control Section  
 Tech Supply Platoon Headquarters  
 Shipping / Receiving Section  
 Storage / Issue Section  
 RX / QSS Section  
 Direct Support Maintenance Platoon Headquarters  
 Automotive / Track Vehicle Repair Section  
 Service / Recovery Section  
 Ground Support Equipment Repair Section  
 Armament Repair Section  
 Communications / Electronics Repair Section  
 Cavalry System Support Team

**TASK:** Plan Unit Deployment Activities Upon Receipt of a Warning Order (63-2-4828)  
 (FM 100-17) (AR 220-1) (AR 220-10)  
 (AR 350-41) (AR 710-2) (FM 4-30.3)  
 (TM 55-2200-001-12)

**ITERATION:** 1 2 3 4 5 M (Circle)

**COMMANDER/LEADER ASSESSMENT:** T P U (Circle)

**CONDITIONS:** The unit is at a normal state of deployment readiness and receives a warning order to prepare for deployment. The unit must plan unit deployment activities upon receipt of a warning order. The CQ or 1SG has notified the commander. The unit has analog and/or digital communications with higher HQ. This task occurs concurrently with the task (Perform Deployment Alert Activities). The movement plan, recall plan, security plan, unit access rosters, and current maps are available. The unit has a trained officer and/or NCO appointed as UMO and alternate UMO. The unit is deploying as part of a higher echelon deployment. Deployment planning activities are performed under all day and night environment conditions, except NBC. Some iterations of this task should be performed in MOPP4.

**TASK STANDARDS:** Movement plan is completed IAW governing regulations and higher HQ directions.

TASK STEPS AND PERFORMANCE MEASURES	GO	NO-GO
* 1. Commander analyzes mission. <ul style="list-style-type: none"> <li>a. Identifies tasks in the deployment warning order.</li> <li>b. Identifies documented relocation policies and procedures from the TSOP and movement order.</li> <li>c. Issues warning notice to unit leaders.</li> <li>d. Coordinates mission parameters and details with higher HQ using analog and/or digital communications.</li> <li>e. Briefs unit leaders on deployment and mission requirements.</li> </ul> * 2. Commander reviews unit readiness status. <ul style="list-style-type: none"> <li>a. Identifies equipment shortages.</li> <li>b. Requests assistance from higher HQ to rectify equipment shortages using analog and/or digital communications.</li> <li>c. Directs unit supply to conduct an inventory of on-hand UBL items.</li> </ul>		

TASK STEPS AND PERFORMANCE MEASURES	GO	NO-GO
<p>d. Identifies unit training status for deployment mission, to include for individual/crew served weapons, NBC, driver certification, special equipment, rail teams, air load/pallet build team, BBPCT team, Automated Airload Planning System, (AAPS), HAZMAT certified personnel, and other automated systems operators.</p> <p>e. Directs unit HQ to coordinate unit SRP with S1 or with supporting installation, as appropriate.</p> <p>f. Directs maintenance section to identify maintenance issues affecting readiness.</p> <p>g. Initiates action to resolve unit maintenance problems affecting readiness.</p> <p>h. Directs unit HQ to review personnel status.</p> <p>i. Initiates action to resolve nondeployable personnel issues.</p> <p>* 3. Commander directs deployment planning.</p> <p>a. Directs UMO to update movement plan based on current mission guidance.</p> <p>b. Directs unit leaders to update battle book, to include the unit mission, organization and extracts from the applicable OPLANs.</p> <p>c. Coordinates mission parameters and details with higher HQ using analog and/or digital communications.</p> <p>d. Directs unit safety officer to prepare risk assessment of the deployment operation.</p> <p>e. Identifies deployment training requirements.</p> <p>* 4. UMO updates unit movement plan.</p> <p>a. Identifies the administrative, logistics and coordinating requirements for the plan based on the current mission.</p> <p>b. Verifies load plans are current and entered into the AUEL.</p> <p>c. Updates DEL based on current mission.</p> <p>d. Updates air load plan based on current mission.</p> <p>e. Updates movement binders with current mission data.</p> <p>f. Identifies hazardous and sensitive cargo to be deployed.</p> <p>g. Verifies hazardous and sensitive/classified cargo handling procedures with installation unit movement coordinator.</p> <p>h. Updates BBPCT materiel requirements.</p> <p>i. Verifies ground movement plan to designated ports is current.</p> <p>NOTE: Performance measure "i" does not apply to the IBCT.</p> <p>j. Verifies personnel listed for deployment equipment teams, supercargoes and advance parties are deployable.</p> <p>NOTE: "Supercargoes" in performance measure does not apply to IBCT.</p> <p>k. Coordinates tactical information and security requirements with the S2/S3 section using analog and/or digital communications.</p> <p>5. Unit HQ plans for deployment.</p> <p>a. Identifies rear detachment requirements based on current mission.</p> <p>b. Identifies advance party personnel requirements.</p> <p>c. Plans for property transfer, turnover and control procedures.</p> <p>d. Verifies that key family support group program personnel are available.</p> <p>e. Verifies unit deployment team personnel are available.</p> <p>f. Requests commander assign additional and/or replacement personnel for deployment teams and advance party.</p> <p>g. Prepares plan for storing personal property and POVs.</p> <p>h. Prepares communications plan.</p> <p>i. Identifies force protection measures for each step of the deployment process.</p> <p>j. Identifies required reports to higher HQ during deployment process.</p>		

TASK STEPS AND PERFORMANCE MEASURES	GO	NO-GO
k. Identifies rules of engagement for gaining theater.		
l. Performs risk assessment of deployment operation.		

TASK PERFORMANCE / EVALUATION SUMMARY BLOCK							
ITERATION	1	2	3	4	5	M	TOTAL
TOTAL TASK STEPS EVALUATED							
TOTAL TASK STEPS "GO"							
TRAINING STATUS "GO"/"NO-GO"							

"\*\*" indicates a leader task step.

**SUPPORTING INDIVIDUAL TASKS: NONE**

**SUPPORTING COLLECTIVE TASKS**

Task Number	Task Title	References
63-2-4801	Perform Deployment Alert Activities	ARTEP 10-337-30-MTP
63-2-4802	Perform Human Resources Predeployment Activities	ARTEP 10-337-30-MTP
63-2-4804	Perform Predeployment Supply Activities	ARTEP 10-337-30-MTP
63-2-4805	Perform Predeployment Maintenance Activities	ARTEP 10-337-30-MTP

**OPFOR TASKS AND STANDARDS: NONE**

**ELEMENT:** Company Headquarters

**TASK:** Plan Unit Redeployment (63-2-4829)

(FM 100-17)  
(AR 710-2)

(AR 220-1)  
(FM 4-30.3)

(AR 220-10)  
(TM 55-2200-001-12)

**ITERATION:** 1 2 3 4 5 M (Circle)

**COMMANDER/LEADER ASSESSMENT:** T P U (Circle)

**CONDITIONS:** The unit receives a warning order to deploy to home station. The unit is located in the TAA. Some personnel and administrative actions are initiated in the TAA and completed in the RAA. The unit has analog and digital communications with higher HQ. The unit is redeploying as part of a higher HQ redeployment. The redeployment movement plan is available. The unit has a trained officer or NCO appointed as UMO. Preparation activities for redeployment are performed under all day and night environmental conditions. Some iterations of this task should be performed in MOPP4.

**TASK STANDARDS:** The redeployment movement plan is completed IAW governing regulations and higher HQ directions. The redeployment OPORD is completed.

TASK STEPS AND PERFORMANCE MEASURES	GO	NO-GO
<ul style="list-style-type: none"> <li>* 1. Commander analyzes redeployment mission.                             <ul style="list-style-type: none"> <li>a. Identifies tasks in the deployment warning order.</li> <li>b. Identifies all documented redeployment policies and procedures from the TSOP, redeployment plan, movement order, OPLANS, and OPORDs.</li> <li>c. Issues warning notice to unit leaders.</li> <li>d. Coordinates mission parameters and details with higher HQ using analog and/or digital communications.</li> <li>e. Identifies redeployment criteria required for unit validation.</li> <li>f. Verifies unit follow-on mission, if appropriate.</li> <li>g. Briefs unit leaders on redeployment and mission requirements.</li> </ul> </li> <li>* 2. Commander reviews unit readiness status.                             <ul style="list-style-type: none"> <li>a. Identifies equipment shortages.</li> <li>b. Inventories UBL items.</li> <li>c. Identifies training status of individual/crew-served weapons, NBC, driver certification, special equipment, rail teams, air load/pallet build team, BBPCT team, automated air-land planning system, HAZMAT certified personnel, and other automated system operators.</li> <li>d. Identifies unit maintenance problems.</li> <li>e. Directs unit HQ to review personnel status.</li> <li>f. Requests support to correct readiness deficiencies.</li> </ul> </li> <li>* 3. Commander directs redeployment planning.                             <ul style="list-style-type: none"> <li>a. Directs UMO to update redeployment movement plan based on current mission guidance and timeline from higher HQ.</li> <li>b. Directs unit leaders to update battle book, to include the unit mission, organization, redeployment ports information and extracts from the applicable OPLANS.</li> <li>c. Directs Unit Safety Officer to prepare a risk assessment of the deployment operation.</li> <li>d. Issues redeployment OPORD.</li> </ul> </li> <li>* 4. UMO updates redeployment movement plan.</li> </ul>		

TASK STEPS AND PERFORMANCE MEASURES	GO	NO-GO
<ul style="list-style-type: none"> <li>a. Updates the administrative, logistics, and coordinating requirements for the plan based on current mission.</li> <li>b. Updates redeployment movement plan based on current mission guidance.</li> <li>c. Verifies load plans are current and entered into the AUEL.</li> <li>d. Updates DEL based on current missions.</li> <li>e. Updates movement binders with mission specific information.</li> <li>f. Identifies hazardous and sensitive/classified handling procedures for each mode of transport and each port.</li> <li>g. Updates BBPCT materiel requirements.</li> <li>h. Verifies status of personnel listed for redeployment equipment teams, supercargoes, and advance parties.</li> <li>i. Coordinates tactical information and security requirements with the support operations section using analog and/or digital communications.</li> </ul> <p>5. Unit HQ plans for redeployment.</p> <ul style="list-style-type: none"> <li>a. Plans steps to meet redeployment validation criteria.</li> <li>b. Identifies force protection measures in the AAs and MAs.</li> <li>c. Incorporates redeployment family reunion requirements into planning timeline.</li> <li>d. Plans media contact for return to home station.</li> <li>e. Initiates planning for welcome home ceremony.</li> <li>f. Identifies requirements and plan for stress control briefings.</li> <li>g. Provides rear detachment with information on redeployment for dissemination to families.</li> <li>h. Performs risk assessment on redeployment operations.</li> <li>i. Coordinates security of sensitive items.</li> </ul>		

TASK PERFORMANCE / EVALUATION SUMMARY BLOCK							
ITERATION	1	2	3	4	5	M	TOTAL
TOTAL TASK STEPS EVALUATED							
TOTAL TASK STEPS "GO"							
TRAINING STATUS "GO"/"NO-GO"							

"\*" indicates a leader task step.

**SUPPORTING INDIVIDUAL TASKS: NONE**

**SUPPORTING COLLECTIVE TASKS**

Task Number	Task Title	References
63-2-4818	Prepare Vehicles and Equipment for Redeployment	ARTEP 10-337-30-MTP
63-2-4819	Perform Sea Port of Embarkation Activities for Redeployment	ARTEP 10-337-30-MTP
63-2-4820	Perform Aerial Port of Embarkation Activities for Redeployment	ARTEP 10-337-30-MTP
63-2-4821	Perform Aerial Port of Debarkation Activities for Redeployment	ARTEP 10-337-30-MTP
63-2-4822	Perform Home Station Activities	ARTEP 10-337-30-MTP

**SUPPORTING COLLECTIVE TASKS**

<b>Task Number</b>	<b>Task Title</b>	<b>References</b>
63-2-4823	Perform Sea Port of Debarkation Activities for Redeployment	ARTEP 10-337-30-MTP
63-2-4824	Perform Demobilization Station Activities	ARTEP 10-337-30-MTP

**OPFOR TASKS AND STANDARDS: NONE**

## Chapter 6

### External Evaluations

**6-1. INTRODUCTION.** An external evaluation is conducted to assess the unit's ability to perform its critical wartime mission. This chapter is a guide for preparing an external evaluation. The unit may modify the evaluation, based on METT-TC and other considerations, as deemed appropriate by the commander. The unit will be evaluated using the standards from selected T&EOs found in Chapter 5 of this MTP. This evaluation will encompass the whole unit and should employ a realistic OPFOR and the use of MILES. At the completion of the evaluation, the unit commander should be able to identify the strengths and weaknesses of the unit. These strengths and weaknesses will form the basis for future training and resource allocation.

**6-2. PREPARING THE EVALUATION.** The commander must standardize evaluation procedures to accurately measure the unit's capabilities.

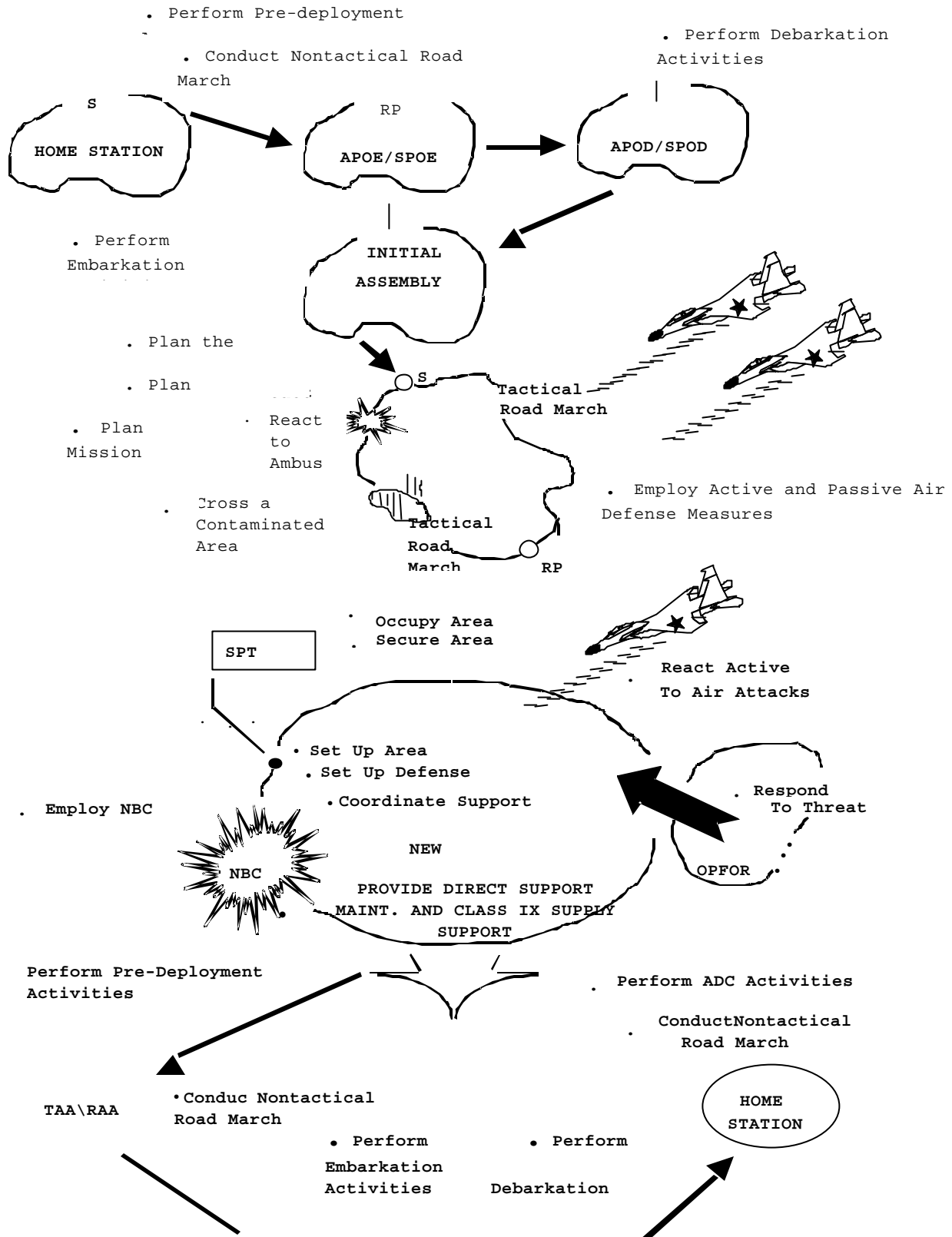
a. Prepare the evaluation by developing a scenario containing the major missions and appropriate tasks. Compile the selected missions and tasks in the order they logically occur in the detailed scenario. Group the selected missions and tasks in parts for continuous operations. Parts can be interrupted at logical points to assess MILES casualties and conduct in process AARs. Selective tailoring is required, because it is not possible to evaluate every task. Figure 6-1 illustrates the general scenario of tasks performed in this exercise. The following procedures are suggested for developing the evaluation:

(1) Identify the missions for evaluating each echelon or element, using Figure 2-1. Record the selected missions in the Unit Proficiency Worksheet (UPW) found at Figure 6-2.

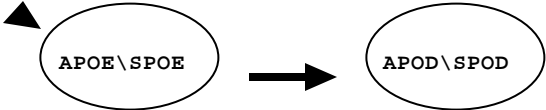
(2) List each mission on a Task Summary Sheet, Figure 6-3.

(3) Select the tasks for the evaluation of every mission. List the selected tasks on the Task Summary Sheets, which are used for recording the results of the evaluation.

(4) Compile the selected missions and tasks in the order they logically occur in the detailed scenario. Group the selected missions and tasks in parts for continuous operations, as in Table 6-1, Sample Evaluation Scenario. Parts can be interrupted at logical points to assess MILES casualties and conduct in-process AARs.







**Figure 6-1. Example Graphic Scenario**

<b>Unit Proficiency Worksheet</b>						
<b>Unit</b> _____ <b>Date</b> _____						
No.	Unit Mission /Task	Section /Squad	Section /Squad	Section /Squad	Section /Squad	Unit Overall and Remarks
		GO NO GO	GO NO GO	GO NO GO	GO NO GO	
		GO NO GO	GO NO GO	GO NO GO	GO NO GO	
		GO NO GO	GO NO GO	GO NO GO	GO NO GO	
		GO NO GO	GO NO GO	GO NO GO	GO NO GO	
		GO NO GO	GO NO GO	GO NO GO	GO NO GO	
		GO NO GO	GO NO GO	GO NO GO	GO NO GO	
		GO NO GO	GO NO GO	GO NO GO	GO NO GO	
		GO NO GO	GO NO GO	GO NO GO	GO NO GO	
		GO NO GO	GO NO GO	GO NO GO	GO NO GO	
		GO NO GO	GO NO GO	GO NO GO	GO NO GO	
* If more space is required for remarks use the backside of this form.						

**Figure 6-2. Example Unit Proficiency Worksheet**



**Table 6-1. Ground Maintenance Company Evaluation Scenario**

<b>EVENT</b>	<b>ACTION</b>	<b>ESTIMATED TIME</b>	<b>TIME FRAME</b>	
#	Admin preparation	As required	Prior to start	
<b>PART 1</b>				
1.	Receive and verify warning order	20 min	Day 1	0500
2.	Initiate Recall Plan	30 min		
3.	Perform administrative and Soldier Readiness Processing (SRP) activities	3 hrs		
4.	Inspect unit vehicles and equipment	2 hrs		
5.	Load vehicles and equipment	3 hrs		
6.	After Action Review (AAR)	1 hr		
7.	Receive movement order	30 min		
8.	Conduct nontactical road march	1 hr		
9.	Arrive at aerial port of embarkation (APOE)/seaport of embarkation (SPOE)	10 min		
10.	Perform embarkation activities	2 hrs		
11.	Arrive aerial port of debarkation (APOD)/sea port of debarkation (SPOD)	30 min		
12.	Perform debarkation activities	2 hrs		
13.	Perform staging and marshaling activities	2 hrs		
14.	Conduct theater reception operations	2 hrs		
15.	Coordinate theater integration activities	2 hrs		
16.	AAR	1 hr		
<b>PART 2</b>				
17.	Receive and verify warning order	10 min	Day 2	0600
18.	Analyze mission	30 min		
19.	Prepare movement plan	2 hrs		
20.	*Prepare occupation plan	1 hr		

<b>Table 6-1. Ground Maintenance Company Evaluation Scenario (continued)</b>			
<b>EVENT</b>	<b>ACTION</b>	<b>ESTIMATED TIME</b>	<b>TIME FRAME</b>
21.	*Provide input to S2/3	1 hr	
22.	Organize march elements		30 min
23.	Conduct route reconnaissance	1 hr	
24.	*Prepare vehicles and equipment	1 hr	
25.	*Dismantle current operating site	1 hr	
26.	Receive movement order		30 min
27.	Organize advance/quartering party		10 min
28.	Brief advance/quartering party		15 min
29.	Dispatch advance/quartering party		15 min
30.	Conduct advance/quartering party operation	4 hrs	
31.	AAR	1 hr	
32.	Conduct convoy operations to relocate to a new area	3 hrs	
33.	*Cross start point (SP)		10 min
34.	*Conduct road march		45 min
35.	*Cross contaminated area		45 min
36.	*Threat interdictions		40 min
37.	Continue convoy		45 min
38.	Cross release point (RP)		10 min
39.	AAR		30 min
40.	Establish unit area of operations	7 hrs	
41.	*Organize unit defense	2 hrs	
42.	*Establish NBC defense operations	1 hr	
43.	*Set up unit headquarters and bivouac areas	5 hrs	
44.	*Set up maintenance control and maintenance operations sections	5 hrs	
45.	*Perform personnel and administrative support	2 hrs	
46.	*Perform field sanitation activities	2 hrs	

<b>Table 6-1. Ground Maintenance Company Evaluation Scenario (continued)</b>			
<b>EVENT</b>	<b>ACTION</b>	<b>ESTIMATED TIME</b>	<b>TIME FRAME</b>
47.	*Perform internal supply activities	1 hr	
48.	*Perform unit level maintenance activities	2 hrs	
49.	AAR	1 hr	
<b>PART 3</b>			
50.	Provide area maintenance support	18 hrs	Day 3 0600
51.	*Receive resupply by airdrop	2 hrs	
52.	* Receive external sling load resupply	2 hrs	
53.	AAR	1 hr	
54.	Defend unit area	10 hrs	Day 4 0600
55.	*Receive alert message	10 min	
56.	*Occupy fighting positions	15 min	
57.	*Increase perimeter manning	20 min	
58.	*Assemble reaction forces	30 min	
59.	*React to Level I threat	30 min	
60.	*Respond to nuclear, biological, and chemical (NBC) attack	30 min	
61.	*Perform decontamination and monitoring operations	2 hrs	
62.	*Continue area maintenance support	2 hrs	
63.	Receive notification of Level II/III ground attacks	10 min	
64.	Increase defense preparations	30 min	
65.	Defend against OPFOR attack	1 hr	
66.	*Detect threat	15 min	
67.	*Engage threat	30 min	
68.	*Request indirect fire or close air support (CAS)	15 min	
69.	*Disengage threat	30 min	

<b>Table 6-1. Ground Maintenance Company Evaluation Scenario (continued)</b>				
<b>EVENT</b>	<b>ACTION</b>	<b>ESTIMATED TIME</b>	<b>TIME FRAME</b>	
70.	Conduct hasty displacement	1 hr		
71.	Hand over battle to Tactical Combat Force (TCF)/Military Police (MP)		30 min	
72.	Reorganize unit	1 hr		
73.	Conduct area damage control (ADC)	2 hrs		
74.	*Treat wounded	1 hr		
75.	*Evacuate wounded	1 hr		
76.	*Perform unit mortuary affairs operations	2 hrs		
77.	Reconstitute unit	3 hrs		
78.	AAR	1 hr		
<b>PART 4</b>				
79.	Receive and verify warning order for redeployment		30 min	Day 5 0600
80.	Perform administrative and SRP activities	1 hr		
81.	Turn in excess stocks	1 hr		
82.	Dismantle current operating site	2 hrs		
83.	Inspect vehicles and equipment	2 hrs		
84.	Load vehicles and equipment	3 hrs		
85.	AAR	1 hr		
<b>PART 5</b>				
86.	Receive movement order		30 min	
87.	Conduct tactical road march	1 hr		
88.	Arrive APOE/SPOE		10 min	
89.	Perform staging activities	1 hr		
90.	Perform embarkation activities	1 hr		
91.	AAR	1 hr		

<b>Table 6-1. Ground Maintenance Company Evaluation Scenario (continued)</b>			
<b>EVENT</b>	<b>ACTION</b>	<b>ESTIMATED TIME</b>	<b>TIME FRAME</b>
92.	Arrive APOD/SPOD		30 min
93.	Perform debarkation activities	1 hr	
94.	Perform staging activities		30 min
95.	Receive movement order		30 min
96.	Conduct non-tactical road march	1 hr	
97.	Arrive home station		30 min
98.	Conduct home station activities	2 hrs	
99.	Final AAR	2 hrs	
<b>Total Time: 108hrs 5 min</b>			
NOTE 1: Events will be performed to standard, not time limitations. The time required to train an event will vary based on METT-TC factors and the training proficiency of the unit.			
NOTE 2: Additional time is required if large portions of the exercise are conducted at night, under limited visibility or under mission oriented protective posture (MOPP) conditions.			
NOTE 3: Time must be added to the exercise (sleeping time, eating time, and travel time to and from the training area).			
* Indicates time is not added to the total time because tasks are performed simultaneously with other tasks.			



b. Support requirements must be coordinated and consistent with the level of evaluation (section, staff element, etc.) being conducted. OPFOR players and controllers must also be identified early to support free play if required. Table 6-2 is a consolidated list of support requirements for this evaluation. It is based on experiences with the scenario in Table 6-1. The evaluating headquarters will prepare its own consolidated support requirements.

**Table 6-2. Consolidated Support Requirements**

<b><u>AMMUNITION</u></b>	<b><u>QUANTITY</u></b>
5.56 mm Squad Automatic Weapon (SAW) (Blank)	300 rds/wpn
5.56 mm SAW (Blank)	600 rds/wpn OPFOR
5.56 mm (Blank)	150 rds/wpn
5.56 mm (Blank)	300 rds/wpn OPFOR
40 mm (Blank)	120 rds/wpn
.50 Cal (Blank)	600 rds/wpn
9 mm (Blank)	30 rds/wpn
Blank adapter	1 set/wpn
<b><u>MILES</u></b>	1 set/wpn
Smoke grenades	4 per platoon/section
Smoke grenades	4 ea per OPFOR
Simulators, booby trap	4 per unit
Claymore Mine (tng)	4-6 per unit
Simulators, hand grenades	10 per OPFOR
Anti-tank Weapon Effect Signature Simulation (ATWESS)	1 per Light Ant-tank/Anti-armor weapon (LAW) / M136 Light Antiarmor AT4
Claymore Mine (tng)	4-6 per OPFOR
Simulators, arty	2 per trainer/evaluator
Simulators, arty	4 ea per OPFOR
<b><u>FUEL</u></b>	
Use known historical data or Operations Logistics Planner (OPLOGPLN) software. Multiply the pieces of equipment times the amount of fuel per mile (or hour), times the projected operating mileage (or hours).	
<b><u>NBC EQUIPMENT</u></b>	
TOE equipment is used.	

**Table 6-2. Consolidated Support Requirements (continued)****EQUIPMENT**

All organic equipment, to include authorized TOE and Common Table Allowance (CTA), is used. Rail and aircraft loads are simulations. Airdrop and slingload tasks require coordination for appropriate training sites, scales and 463L pallet systems

**OTHER**

Meals	3 per person per day IAW ration cycle
War Wound Mouflage Set	1 each
Aircraft for simulated air attack	1 each
Aircraft for airdrop	1 each
Helicopter for slingload	1 each
Fire Marker Control System	(when available)

NOTE: The consolidated support requirements outlined in this FTX are intended as suggestions only. However, local policies or constraints may not allow for providing these items in the suggested amount.

c. Selecting and Preparing the Field Evaluation Site. The required size, type of terrain, OPFOR requirements, and administrative requirements are the basis for site selection. For this evaluation, an area of 1.5 kilometers X 1.5 kilometers is required, supplemented by an area suitable for airdrop and sling load resupply activities. The OPFOR is positioned according to threat doctrine. The site must provide space for the administrative area required to support the evaluation.

d. Planning Indirect Fire Simulation. Because it greatly influences the outcome of battles, reaction to indirect fire is an important consideration of the evaluation. Indirect fire simulation requires considerable planning to achieve realism.

(1) The fire control system outlined in TC 25-6 is a recommended method of simulating indirect fire. Due to the amount of required resources, this method may be difficult to support.

(2) The commander may use the evaluation control headquarters method or the simulation without OPFOR method to evaluate the unit's ability to react to indirect fire. If the evaluation control headquarters method is used, the OPFOR will initiate a call for fire to the evaluation control headquarters that will

simulate the tactical FDC. The control headquarters would then relay the delivery data to the OCs who would mark the impact of the round with artillery simulators and assess appropriate casualties. If an OPFOR is not used, the OC may ignite artillery simulators and observe the unit's reactions. The FM 25-series provide assessment and computation tables which may be used to determine casualties. Indirect fire simulation must be realistic and limited to what the unit could reasonably expect under combat conditions.

### **6-3. SELECTING THE OBSERVER CONTROLLERS.**

a. OCs must know the unit's missions, organization, equipment, and employment. They should be at least equal in rank to the unit commander and have successfully performed in that specific or similar command position.

b. The following are minimum rank and experience requirements for the evaluators:

(1) Company OC will be an officer with company command experience.

(2) Platoon or section OCs will be a lieutenant or NCO with platoon or section experience.

(3) Recorder will be an officer or NCO at the evaluation control headquarters who receives "kill" information or results and time data from the OCs.

**6-4. TRAINING THE OBSERVER CONTROLLERS.** OCs standardize administration of the evaluation by understanding the following functional areas:

a. Evaluation Design. Each part is designed to evaluate specific missions or tasks within the overall scenario. OCs must thoroughly understand the evaluation and correctly implement it.

b. MILES. Each OC, regardless of position, must have full knowledge of the unit's weapons and vehicles and must also thoroughly understand the MILES system being used. The unit commander is responsible for ensuring that all MILES equipment is functional before each part of the scenario.

c. Evaluation Control System. This system ensures that the evaluation is administered in a consistent and standardized manner and that correct data is collected for the final evaluation. It includes the following elements:

(1) Rules of engagement.

- (2) OC duties and responsibilities.
- (3) Communication systems.
- (4) Evaluation data collection plan.

d. Safety. During any training event, all soldiers and leaders must be safety conscious. Evaluators must ensure that all events are conducted within established safety constraints. Prior to the beginning of each event, all personnel will be briefed on specific safety measures to be taken during execution.

#### **6-5. RECORDING EXTERNAL EVALUATION INFORMATION.**

a. The evaluating headquarters develops the data recording instruments for the OCs. The Unit Data Sheet, Figure 6-4, documents demographic information that may influence a unit's performance. The Environmental Data Sheet, Figure 6-5, documents weather information in order to compare missions under differing environmental conditions. The Personnel and Equipment Loss Report, Figure 6-6, documents information that may affect the unit's degree of success during engagements with the OPFOR.

b. The senior OC has the overall responsibility for preparation of the external evaluation. This evaluation is based on his/her own findings and his/her subordinate OCs' input. Subordinate OCs use the task evaluation criteria (T&EO from Chapter 5 and Task Summary Sheets, Figure 6-3) to determine overall proficiency in their particular areas. The senior OC compiles the external evaluation results as prescribed by the evaluating commander. Deviations from the task standard assessed by the unit OC may be addressed in the senior OC comments portion of the Unit Proficiency Worksheet (UPW).

**6-6. SELECTING AND TRAINING THE OPFOR.** The selection and training of the OPFOR is crucial to the success of a standardized evaluation. The OPFOR provides one of the control measures that influence the conditions under which the evaluation is administered. The unit should face an opponent that realistically resembles the threat in strength, weapons, and skill.

a. Selection. Any qualified Skill Level 1 or 2 soldier can serve as OPFOR. Ideally, they should be a small, cohesive unit under the control of their leader or commander.

b. Training. The OPFOR must understand the following five major areas:

- (1) Installation and operation of the MILES devices.
- (2) Rules of engagement.
- (3) Threat small unit tactics.

<b>GROUND MAINTENANCE COMPANY UNIT DATA SHEET</b>						
1. UNIT DESIGNATION: _____		DATE: _____				
2. UNIT LEADERS (CIRCLE MOST CORRECT ANSWER)						
POSITION	RANK	TIME IN UNIT (MONTHS)				
Commander	CPT/LT	1 - 3	4 - 6	7 - 12	13 - 18	OVER 19
Maint Control Officer	1LT/2LT	1 - 3	4 - 6	7 - 12	13 - 18	OVER 19
Sr Maint Supervisor	MSG/SFC	1 - 3	4 - 6	7 - 12	13 - 18	OVER 19
Sr QA/QC TI	SFC/SSG	1 - 3	4 - 6	7 - 12	13 - 18	OVER 19
Senior Mechanic	SSG/SGT	1 - 3	4 - 6	7 - 12	13 - 18	OVER 19
Maint. Platoon Ldr	1LT/2LT	1 - 3	4 - 6	7 - 12	13 - 18	OVER 19
Ground Spt Equip Rep Supervisor	SFC/SSG	1 - 3	4 - 6	7 - 12	13 - 18	OVER 19
Spt Auto Maint Officer	CW4/CW3	1 - 3	4 - 6	7 - 12	13 - 18	OVER 19
Armament Repair Tech	CW3/CW2	1 - 3	4 - 6	7 - 12	13 - 18	OVER 19
Elec Sys Maint WO	CW2/WO1	1 - 3	4 - 6	7 - 12	13 - 18	OVER 19
Elec Msl WO/Sec Chf	CW2/WO1	1 - 3	4 - 6	7 - 12	13 - 18	OVER 19
Platoon Leader	1LT/2LT	1 - 3	4 - 6	7 - 12	13 - 18	OVER 19
Auto Repair Sergeant	SSG/SGT	1 - 3	4 - 6	7 - 12	13 - 18	OVER 19
Sr Pwr-Gen Equip Rep	SSG/SGT	1 - 3	4 - 6	7 - 12	13 - 18	OVER 19
Auto Rep Sergeant	SSG/SGT	1 - 3	4 - 6	7 - 12	13 - 18	OVER 19
Section Chief	SSG/SGT	1 - 3	4 - 6	7 - 12	13 - 18	OVER 19
3. UNIT STRENGTH (Excluding Leaders): _____						
4. EQUIPMENT SHORTAGES (Major Items):						
_____						
_____						
_____						
5. COMMENTS:						
_____						
_____						
_____						

<hr/> <hr/>
EVALUATOR SIGNATURE: _____

**Figure 6-4. Example Unit Data Sheet**

<b>ENVIRONMENTAL DATA SHEET</b>					
<b>EXERCISE NUMBER AND DESCRIPTION:</b>					
<b>DATE/TIME EXERCISE STARTED:</b>					
<b>DATE/TIME EXERCISE ENDED:</b>					
<b>1. WEATHER CONDITIONS: (Circle appropriate description)</b>					
CLEAR	PARTLY CLOUDY	HAZY	RAINING	SNOWING	FOG
OTHER:					
TEMPERATURE:					
<b>2. GROUND CONDITIONS: (Circle appropriate description)</b>					
DRY	WET	ICE	SNOW		
OTHER:					
<b>3. LIGHT CONDITIONS: (Circle appropriate description)</b>					
DAY	NIGHT				
MOON PHASE:	1/4	1/2	3/4	FULL	
AVERAGE RANGE OF VISIBILITY DUE TO LIGHT:					
<b>4. TERRAIN: (Circle appropriate description)</b>					
FLAT	ROLLING	MOUNTAINOUS	JUNGLE	DESERT	URBAN ARCTIC
OTHER:					
TOP SOIL:	SANDY	ROCKY	CLAY	OTHER:	
AVERAGE RANGE OF VISIBILITY DUE TO TERRAIN:					
<b>5. REMARKS:</b>					
_____					
_____					
_____					
_____					
_____					

**Figure 6-5. Example Environmental Data Sheet**





- (4) Training scenarios.
  - (5) OPFOR weapons and equipment, if available.
- c. OPFOR Strength.

(1) Unit in the Offense. Using MILES, the unit should outnumber the OPFOR three-to-one if an attack by the unit is to be successful. If the OPFOR is stronger than this ratio, only the most exceptional unit will be successful. The OPFOR must be armed with weapons capable of defeating any of the unit's assets. As a general rule, the OPFOR should be strong enough to offer the unit a realistic challenge, but one that the unit can defeat when proper tactics are employed.

(2) Unit in the Defense. The OPFOR, at a minimum, should have a three-to-one ratio of superiority over the unit because anything less will not effectively challenge the unit when it is defending. The OPFOR should have sufficient weapons and ammunition to conduct a successful attack. They must be more than merely a series of obstacles to be destroyed. The OPFOR should be allowed to plan their own attack for each mission and not be forced into a "canned" attack that all units will quickly defeat. Once the OPFOR establishes their plan, they must use the same plan for all other like units for that event in order to maintain the objectivity and standardization of the evaluation.

**6-7. CONDUCTING THE EVALUATION.** Evaluations are divided into three distinct areas. Each area requires a different degree of preparation and coordination.

- a. Pre-evaluation.

(1) The senior OC and all other OCs must recon the evaluation area to know the unit's boundaries, disposition of the OPFOR, and the most likely avenues of approach throughout the field evaluation site's AO.

(2) The unit must prepare an OPORD and FRAGO to control the exercise. An order is prepared for each mission in the evaluation scenario. These can be prepared by using the skeleton orders contained in the STXs and FTXs in Chapter 4.

(3) Unit preparatory activities include installation and troubleshooting of MILES equipment, loading vehicles, conducting inspections, and performing other logistics and administrative actions as required.

(4) The OPFOR is placed in position and briefed while the unit is conducting its preparatory activities.

(5) Once the unit has completed a move and the unit leaders have issued instructions, the OCs should make an equipment functions check of the unit's equipment.

b. Evaluation. The senior evaluator controls the exercise and oversees the recording of mission performance. Evaluators resolve all conflicts and record all staff limitations as they arise. A debriefing should take place between modules to clear up any questions. Evaluators must remain neutral throughout the evaluation.

(1) The evaluation team controls the evaluation in two ways. First, it uses measures established in both the movement order and in Paragraphs 3 and 5 in the OPORD and FRAGO to control the flow of events. Second, the OC team controls the evaluation through the team commander on the OC team net. The team does not control in the traditional sense; instead it accompanies the unit as observers. Only the senior OC has direct verbal contact with the unit commander. Other OCs do not speak to, aid, advise, point out positions, or in any way influence the unit's performance, except for a possible or actual safety issue or emergency. OCs are neutral throughout the evaluation.

(2) Once the senior OC issues the OPORD and movement order, the unit commander executes the events and actions prescribed in the first part of the evaluation scenario within the estimated time. From this point, all successive parts begin with a FRAGO.

(3) The senior OC terminates a part of the evaluation when the unit has completed all the events and actions in a particular area or has suffered so many casualties or damage that the part cannot be completed. The OC must record the reasons for the termination in the margin of the OC's Task Summary Sheets and report his action to the evaluation control headquarters. At this time, OCs must perform the following actions:

(a) Inspect all MILES equipment, record "kill" codes, and reset equipment. Any damaged or inoperative MILES equipment is replaced.

(b) Resolve all casualty data to determine the time, place, number, and cause of casualties. This information is reported to the recorder in the evaluation control headquarters.

(c) Debrief the unit to resolve questions. Afterwards, the senior OC directs the unit to continue its mission after it receives a FRAGO or OPORD for the next part.

(4) The OCs should follow these guidelines:

(a) Report major "kills" (vehicles, groups).

(b) Report major weapons fired. Together with reporting major kills, this is the best method for determining direct fire effectiveness. Both significant firings and hits are reported to the evaluation control headquarters.

(c) Enforce rules of engagement.

(d) Observe critical tactical events. OCs must spot and record any action that might have an effect on later performance or mission outcome.

(e) Record travel routes and unit's location.

(f) Inform OPFOR controllers of the unit's location, direction, and intent. This is necessary to enable OPFOR actions to be controlled in accordance with the desired sequence of events.

(g) Enforce safety.

(h) Terminate mission.

c. Post Evaluation. After the evaluation is terminated, the unit moves to an assembly area. The evaluation team performs the following functions:

(1) The OC debriefs subordinate OCs and compiles all data (evaluator packets) for the evaluation.

(2) The OC must complete the task summary sheets.

(3) OC packets (with the OC scoring system) are turned in to control headquarters for recording and analysis.

(4) The OC must conduct an AAR of the unit's performance.

(5) Each element OC should conduct an AAR of his element's performance.

## **6-8. CONDUCTING THE AFTER ACTION REVIEW.**

a. General. AARs should be planned at logical intervals during the exercise. Identifying performance deficiencies while still fresh, getting everyone involved, and preventing the reinforcement of bad habits are critical to improved performance. On-the-spot evaluations and corrections should also be emphasized without compromising unit command relationships.

b. Feedback. Because all members of the unit participate in an AAR, each member becomes a source of feedback. This provides a richer "database" for key points. The AAR leader draws information from each member that becomes an important part of the discussion. This information is the basis for discussing alternate courses of action.

c. Preparing the After Action Review. AAR preparation involves five steps:

(1) Review training orders and objectives. Training objectives are the focus of the discussion of exercise results. The FRAGOs and OPORDs included in the exercise design implement these objectives. The OCs should be familiar with the objectives, FRAGOs, and OPORDs so they can note orders given by leaders of the evaluated unit and subordinate elements that either implement these objectives or deviate from them.

(2) Observe the exercise. This is an active process. The emphasis is on noting those actions that make the difference between the unit's success or failure. OCs do not need to remain close to the unit leader. Because unit orders identify important activities and checkpoints, OCs must be present when the commander issues the order. OCs should position themselves where they can best observe anticipated critical events. Examples of critical events include:

- (a) Conducting a road march.
- (b) Crossing a radiologically contaminated area.
- (c) Performing mission tasks.
- (d) Responding to an NBC attack.

(3) Select the site and assemble the participants. After the exercise, select a site for the AAR. If possible, hold the AAR where the majority of action occurred, where most of the critical events took place (normally mission support areas), or where the terrain can be observed. Usually, the operational area is suitable for assembling the players and conducting AARs.

(4) Debrief the OCs. While the units are moving to the selected site, the OCs should be debriefed. The senior OC must have a complete understanding of what happened in the exercise. The fourth step in AAR preparation is to obtain a detailed description of the exercise's events in the order in which they occurred.

(5) Review the events. After the senior OC has a sound understanding of what happened during the exercise, he reviews the events that are ranked in terms of their relevance to the training objectives and their contributions to the exercise outcome. He selects as many events as can be covered in detail during the time allowed for the AAR and places them in chronological order.

d. Conducting the After Action Review. Conducting the AAR requires five steps:

(1) Organize the participants. When the senior OC and AAR leader assembles the participants, he groups them according to their organization in the exercise. Each subordinate element's OC is responsible for the element he observed.

(2) State the training objectives. The AAR leader makes a brief statement of the training objectives for the exercise. These are described as specifically as possible. He states any additional teaching points that he intends to cover during the AAR. These should be limited to three or four key points in order to keep the AAR focused and prevent it from becoming excessively long.

(3) Lead the discussion. The AAR leader guides the discussion of events in their order of occurrence. Diagrams help players visualize the exercise development. The AAR leader starts by outlining the main missions identified in paragraph 1-4 and, as the AAR proceeds, have the participants review each in detail. Each event is discussed in detail to make teaching points about the unit's performance during the event. The AAR leader should--

(a) Avoid giving a critique or lecture.

(b) Guide the discussion by asking leading questions.

(c) Suggest the players describe what occurred in their own terms.

(d) Suggest the players discuss not only what happened, but also how it happened, and how it could be done better.

(e) Focus the discussion to ensure important tactical and mission related lessons are made explicit.

- (f) Relate events to subsequent results.
- (g) Avoid detailed examinations of events that are not directly related to major training objectives.
- (h) Encourage the participants to use diagrams to illustrate teaching points and to show routes, phase lines, and objectives.
- (i) Prohibit players from offering self-serving excuses for inappropriate tactical actions.

(4) Review the sequence of events associated with the hazards identified in the risk assessment made prior to the exercise. Ask the following questions:

- (a) Were effective controls put in place to avoid accidents?
- (b) Was training realism reduced through artificial control measures?
- (c) Were all participants aware of hazards down to the lowest level?
- (d) Did any hazard present itself that was not anticipated, and what was done to overcome it?
- (e) Were there incidents of fratricide or near fratricide, and how can they be avoided in the future?

(5) Summarize key points. The AAR leader briefly summarizes teaching points in terms of training objectives covered in the AAR. After the summary, he can have a private conversation with the unit commander regarding his strengths and weaknesses, and what he can do to improve his performance and that of his unit. A good AAR leader:

- (a) Maintains order and discipline.
- (b) Reviews the training objectives.
- (c) Addresses important events as they occurred and how the unit could have done them better. During the discussion, the leader avoids a detailed examination of events not directly related to the training objective.

(d) Traces the chain of events so all participants understand the results of mistakes. One mistake is often the partial cause of another.

(e) Clearly relates tactical and logistics mission events to teaching points.

(f) Involves participants in the discussion.

(g) Clearly and concisely gives a summary and new training objectives.

(h) Reinforces points by using visual aids, sketches, diagrams, or terrain models in the AAR.

e. Reference Materials. Reference materials for conducting an AAR are in TC 25-6, TC 25-20, and FM 25-101.



## Appendix A

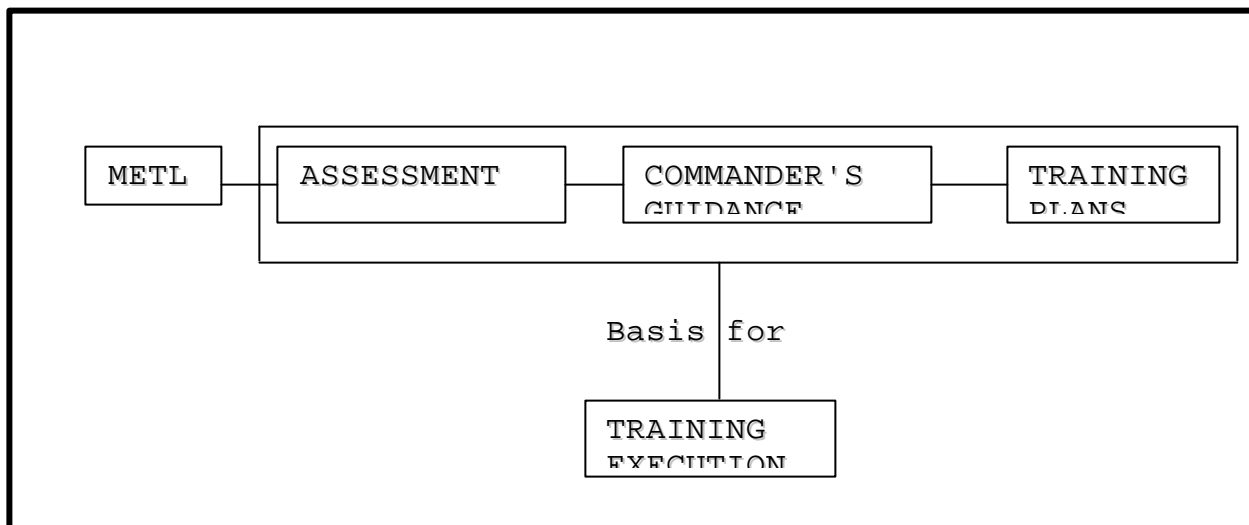
### Combined Arms Training Strategy

**A-1. PURPOSE.** This appendix provides, as part of the CATS, the Combined Arms Command's (CAC) recommended strategy for training a unit. This appendix has three parts. The first part describes CATS and explains how CATS fits into the training planning process as described in FM 25-101. The second part explains how to read the strategies, and the third part explains how to integrate CATS into the long-range and near-term planning process.

#### Section I. CATS AND THE TRAINING PLANNING PROCESS

**A-2. TRAINING PLANNING PROCESS.** FM 25-101 describes a three-step process, based on the unit METL and ending in training execution. Figure A-1 is a graphic representation of the process. CATS does not replace this process. It is a training tool that enhances the commander's ability to use the training planning process to manage his training and optimize the use of scarce training resources. CATS unit strategies describe recommended training events and the event frequency. Units may train all or some of these events. A unit's training frequency may or may not match that in the CATS strategy. Whatever a unit's training requirements, CATS provides a framework for use in making decisions on the training to be conducted. The training strategy outlined in CATS is designed to help commanders at all levels develop and execute a more efficient training program. Any given strategy addresses all units Army-wide of the same TOE. The specific makeup of the unit's training program is dependent upon its METL, guidance from higher headquarters, and the resources available at the installation or training environment. CATS unit strategies are descriptive in nature and intended for use as a guide for commanders.

**A-3. CATS.** CATS is the Army's training strategy that integrates combined arms training for heavy, light, and special operations forces, the active and reserve components, in the unit and institution environments. It provides an azimuth to guide Army training and identifies the resources required to support that training. It enables the Army to identify, manage, and program the acquisition of training resources. CATS evolved from the need for more efficient training based on expected resource constraints. At US Army level, CATS gives the rationale for acquiring training resources through the development of unit and institutional training strategies. The strategies provide recommended training frequencies and identify the training resources needed to support the strategy.



**Figure A-1. Training Planning Process**

**A-4. TERMS.** The information in this paragraph explains the terms listed in Figure A-1. For information on the training planning process, see FM 25-101.

a. The METL is an unconstrained, unprioritized statement of the tasks required to complete the wartime mission. It is the source of training planning activities.

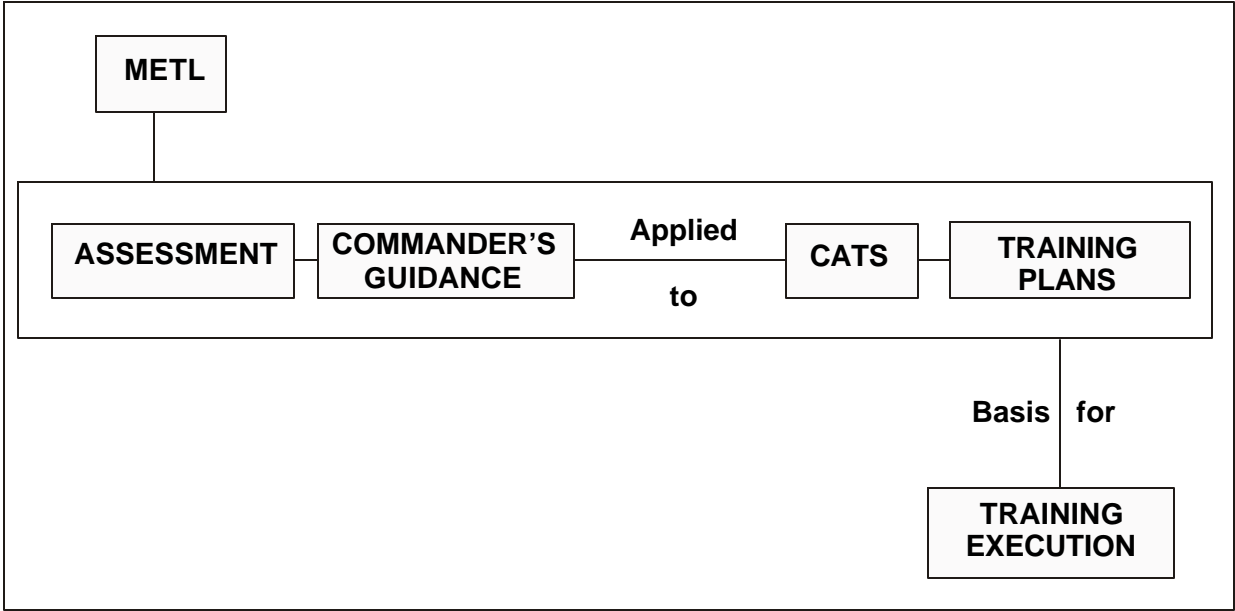
b. Assessment is the beginning of the training planning process. It is the commander's evaluation of the unit's training level based on the METL.

c. Commander's Guidance consists of long-range planning calendars and Command Training Guidance (CTG) issued to the battalion from the division. It serves to focus the training efforts of the battalion in accordance with the division commander's priorities. The battalion in turn issues CTG for its subordinate companies.

d. Training Plans are a collection of schedules and other supporting documents which carry out the commander's guidance.

e. Training Execution is the actual performance of the training scheduled in the training plans portion of the training planning process.

**A-5. APPLYING CATS.** The information in this paragraph explains how to apply CATS to the training planning process. Figure A-2 is a graphic representation of the process.



**Figure A-2. Training Planning Process**

a. The commander determines the exact events and tasks to be trained based on his METL and guidance from higher headquarters.

(1) The unit trains tasks during events established in FM 25-100, FM 25-101, and CATS.

(2) The unit trains its METL by training soldiers, and their appropriate sections, in their wartime tasks. The unit applies CATS to its training plans by applying the training events, frequencies, and critical gates contained in strategies to the CTG in developing training plans. The commander and training officer/NCO uses the critical gates identified in the strategies to ensure basic tasks are trained prior to moving on to training more complex or resource intensive tasks. The performance of training gate tasks are always evaluated by the commander and serve as the basis of additional training efforts. For example, a TEWT should be used to train METL tasks prior to conducting a complex and resource intensive event like a CFX.

(3) Training Aids, Devices, Simulators and Simulations (TADSS) based training uses a mix of TADSS and live fire/field training. The strategies show those TADSS within the Army's system or year projected for fielding. The TADSS may not be available at the installation or training environment.

b. The strategies can be viewed as training plans for generic type units. By inserting extra steps into the training process, commanders evaluate and apply the components of their CATS strategies to their particular training programs and environments. The optimal frequencies identified in the strategies may have to be adjusted depending upon the unit's training status or its resourcing.

## **Section II. STRATEGY ORGANIZATION AND INTERPRETATION**

**A-6. UNIT TRAINING STRATEGIES.** This paragraph explains the strategy organization and explains how to use it. The unit training portion of CATS is a series of separately generated training strategies. These strategies describe the events, frequencies, and resources recommended to train to standard. As part of the unit training strategy development process, TRADOC established a standard format to depict unit training strategies. The unit training strategy is a descriptive strategy for training and sustaining soldier and collective task proficiency. The tasks to be trained at a particular unit will be based on the unit's METL. The unit strategy in this appendix covers all CSS units. The unit training strategies have three major components -- Maneuver, Gunnery, and Soldier.

a. The Maneuver strategy is descriptive. It provides recommended training frequencies for collective training events in a unit. The events come from FM 25-100, 25-101, or the glossary of this MTP. The Maneuver strategy helps a unit maintain MTP standards and depicts the resources required to support training events.

b. The Gunnery Component has individual/crew served weapons strategies that the Infantry school developed. These strategies can also be found in DA Pam 350-38 and DA Pam 350-39 or appropriate weapons FMs.

c. The Soldier Component is a descriptive strategy for training individual soldier skills. It lists the resources required to support soldier training, and links with and supports a collective training strategy.

**A-7. ELEMENTS OF THE UNIT STRATEGIES.** The unit training strategies are in matrix formats. The matrix lists the unit size levels, training events or training exercises, training event frequencies for both active and reserve components, critical gates, and training resources.

a. Training levels are units, training elements, or echelons (such as individual through corps) that execute specific training events.

b. Training events are types of collective training exercises identified in FM 25-101 or the glossary of this MTP. Training events identify the recommended exercises units should conduct to train to MTP standard. Units normally conduct events in a progressive and sequential manner. For example, a TEWT should be conducted before conducting a CFX. A CPX should be conducted before conducting an FTX.

c. Training event frequencies are the suggested number of times that an event should be trained during a training cycle to attain or maintain MTP standards. AC units use an annual cycle. RC unit's conduct training on a 4-year cycle.

d. A critical gate is a training event that must be completed and evaluated before moving onto a more complex, resource intensive or hazardous event. MACOM or field commanders may direct performance of critical gate training tasks to an established standard prior to performing more complex or resource intensive tasks.

e. The unit training strategies identify the resources that will be used to support each training event. These resources are:

- OPTEMPO
- Ammunition
- TADSS
- Training Land
- Training Ranges

The resources listed in the strategies represent those that are available now.

(1) OPTEMPO figures reflect the annual operating miles/hours for the base vehicle for a particular unit, per event. The OPTEMPO figures come from the Battalion Level Training Model (BLTM). When no BLTM was available, the proponents developed an estimated OPTEMPO required to support all the annual iterations of that training event.

(2) Ammunition figures reflect the ammunition required to support training events and come from DA Pam 350-38. The maneuver/collective strategies reflect blank ammunition requirements. Live ammunition appears on the Gunnery strategies. Pyrotechnics appear on the maneuver/collective component.

(3) TADSS are training aids, devices, simulators, and simulations that support specific training events. TADSS listed are those in the system and non-system TADSS that are fielded. For example, Battalion and BBS are identified as a primary TADSS to support battalion staff and headquarters company/detachment's CPX training.

(4) Training Land is a resource category that will list the recommended training land in kilometers by event to conduct maneuver training. The reference is TC 25-1. A particular unit will determine the actual amount of training land needed by METT-TC and the characteristics or condition of the training land available to the unit.

(5) Training Range is a resource requirement that supports weapons training events. The information comes from TC 25-8.

**A-8. GUIDE TO THE UNIT STRATEGIES.** This paragraph provides a guide to reading the collective, gunnery, and soldier components. Generally, the leader using the matrices for planning will have a METL (or other list of critical tasks in which his unit must be proficient) and will be looking for guidance about appropriate training methods. The key to using CATS for unit training management is understanding the strategy and its various components. The strategy is organized by functional area and echelon to be trained. It has eight interactive components, expressed as columns in a matrix format. An example matrix for one mission/task is at Table A-1. The columns provide the following information:

- Column One records the mission and supporting tasks requiring training. The entries in Column One consist of the appropriate MTP missions and tasks.
- Column Two shows the desired frequency of and interval between repetitions of the task(s). Both the unit's personnel turnover rate and the rate of progress need to be considered in determining how frequently to train.
- Column Three lists alternative "training means"--combinations of events and media (live or simulation)--that might be selected to train this mission/task. Commanders must select an appropriate means for each training event conducted.
- Column Four lists the estimated duration of each means (determined by the event more than by the medium). Commanders need to ensure adequate time is available for each task.
- Column Five shows a means quality rating, related to the cost and realism of the event/medium. When choosing events and media, the resource costs of

different training media must be balanced against the needs for realism and repetition. Generally, as the unit becomes more proficient, realism should increase.

- An "A" level means is identified as a CTC deployment and training activity.
- A "B" level means is described as a well assigned home station training exercise.
- A "C" level means is described as a partial task training exercise.
- A "D" level means is described as a subtask training exercise.

- Column Six identifies the training unit/audience for the event. The information in this column is drawn from the appropriate MTP.

- Column Seven gives the prerequisite training (training "gates") that should be attained by the members of the training audience prior to the execution of the means in Column 3. If the training audience has not attained the specified level of proficiency, the means cannot achieve the quality indicated in Column 5.

- Column Eight provides a place to record detailed comments concerning the purpose and desired outcome of each event along with other remarks or guidance.

**Table A-1. Example CATS Task Matrix**

Column 1	Column 2	Column 3	Column 4	Column 5	Column 6	Column 7	Column 8
<u>Task</u>	<u>Freq/ Interval</u>	<u>Means (Event/ Media)</u>	<u>Estimated Duration</u>	<u>Quality (A-D)</u>	<u>Training Unit (Audience )</u>	<u>Prerequisite Training Gates</u>	Remarks: Includes purpose of event; outcome being supported; comments about execution of the event/ constraints posed by <u>TADSS/et al</u>
<b>RECALL PROCEDURES</b> <u>XX-X-XXXX</u> To train company on recall procedures: Perform Deployment Alert Activities 63-2-4801	12/ Monthly	6 STX (Telephonic/ Non-telephonic Alert)	2-3 hrs.	C	Company	Telephonic and non-telephonic recall procedures and rosters current	<b>PURPOSE:</b> To verify recall rosters and procedures. <b>OUTCOME:</b> To maintain the ability to rapidly alert, assemble, prepare, deploy, marshal, and outload on any mode of transportation, all TOE equipment and personnel with minimum outside assistance. <b>REMARKS:</b> None.



### **Section III. INTEGRATION OF CATS IN THE PLANNING PROCESS**

**A-9. INTEGRATING CATS.** This portion of the appendix explains how to integrate CATS into the planning process. It focuses on long range planning conducted at brigade and above. To understand how CATS fits into this process, a brief summary of Chapter 3, (Planning) from FM 25-101 is provided.

#### **A-10. THE PLANNING PROCESS.**

a. Long Range Planning.

(1) **Assessment.** Assessment is the start of the long range planning process. Using their evaluations, the input of subordinate leaders, and the results of training evaluations, commanders assess their unit's training level on METL tasks. The assessment serves as the basis for the commander's training strategy for sustainment and improvement training. Commanders at all levels do this assessment function. An integral part of the assessment is the identification of required training resources and shortfalls. The commander also must synchronize the actions of supporting units and agencies to ensure proper training execution.

(2) In creating their training strategy, commanders ensure training:

- Is METL focused.
- Incorporates combined arms.
- Identifies who, when, and where to train.
- Has a logical sequence of execution.
- Identifies the type of exercise to be trained.
- Determines the frequencies of a given task.
- Coordinates all events.
- Matches resources to requirements.

The strategy that meets these requirements results in the commander's training guidance.

(3) Senior commanders (brigade and above) provide subordinate commanders with long range training calendars, the commander's training guidance, resources to train, and protection from training distorters. Commanders often provide recommended training events frequency.

b. Short-Range Planning. The short range planning process refines the guidance that results from the long range planning process. Subordinate commanders use this guidance to create their training calendars. Guidance on the short-range training process can be found in the CATS appendix in the unit's MTP.

**A-11. CATS AND THE PLANNING PROCESS.** CATS serves the unit commander as a training management and training resource identification tool. As a training management tool, it allows the unit commander to more efficiently manage his training program, with limited resource availability. As a training resource identification tool, it identifies the resources within the Army's inventory to conduct training. The availability of those resources will vary, depending on location.

a. Long-Range Planning.

(1) Assessment.

(2) The CATS strategy:

- Is METL focused.
- Incorporates combined arms.
- Identifies who, when, and where to train.
- Has a logical sequence of execution.
- Identifies the type of exercise to be trained.
- Determines the frequencies of a given task.
- Coordinates all events.
- Matches resources to requirements.

(3) CATS provides a convenient vehicle for the transmission of the commander's training guidance. It serves as the basis for the long-range calendar

and provides subordinate commanders with recommended frequencies of training events.

(4) Execution. The following example shows how CATS could fit into the long range planning process.

b. The Company/Detachment Maneuver Training Strategy lists the recommended frequencies for required annual training events. In particular, for the STX it lists 10 iterations. The optimal training frequency is for the company/detachment staff to train the event 10 times in a given year, 1 STX per month for 10 months. The frequencies listed in CATS would be trained as follows:

- 2 events per year - semi-annual training
- 4 events per year - quarterly training
- 6 events per year - bimonthly training

c. Naturally, the training year may not support such a neat breakdown of training events. CATS provides the flexibility to adjust the events to meet each unit's specific requirements. A key point here is the idea of critical gates. As one can see, STX is a critical gate for FTX. Every task that is a critical gate should be conducted before conducting the more complex task. Gates serve to ensure basic tasks essential to the successful performance of complex tasks are trained and evaluated prior to the performance of complex tasks. Critical gates may also serve as a type of preview or "rehearsal" for a follow-on training event.

d. Assume the commander has identified platoon leadership as a particular weakness in the unit. The commander decides he wants to run platoon STX exercises twice a month to train the platoon/section/crew/squad leadership elements.

e. Using this guidance, simply go to the company strategy and substitute 24 for 12. If the frequencies for the other events are acceptable, the unit now has a coupled commander's strategy. In this manner a CATS base strategy is tailored to meet a commander's assessment and training needs.

f. Short Range Planning. The application of CATS Battalion Staff and headquarters Company/Detachment's unit training strategies to battalion short range planning and the battalion quarterly training calendar is seen as follows:

Recommended Company/Detachment Calendar Using CATS Maneuver Strategy.

1st Month

Week 1	Drill Training (1)
Week 2	Cell/Staff/Section Training (1)
Week 3	Cell/Staff/Section Training (1)
Week 4	STX (2)

NOTES:

1. The collective tasks trained during the weekly Cell/Staff/Section training periods support company METL tasks and are trained according to the commander's assessment and his priorities outlined in the CTG. Soldier training tasks trained during this month are soldier/leader supporting performance of the collective tasks to be trained during the weekly staff training sessions or the monthly STX.
2. Performance of the STX substitutes for Cell/Staff/Section Training in week four (4).

2nd Month

Week 1	Cell/Staff/Section Training (1)
Week 2	Cell/Staff/Section Training (1)
Week 3	TOCEX (2)
Week 4	Cell/Staff/Section Training (1)

Notes:

1. Training during these weekly periods concentrates on staff METL tasks identified as priority in the CTG. Training time here could also be spent training tasks evaluated as NO GO during the 1st month's training periods. Logistics Coordination Exercises (LCXs) and Maneuver Coordination Exercises (MCXs) can also be used to enhance staff coordination.
2. Performance of the Tactical Operations Center Exercise (TOCEX) substitutes for performance of the monthly STAFFEX. Commanders may have to modify or extend the training period of the TOCEX to include training tasks that would have been normally performed in the STAFFEX.

3. Tasks trained here can be tasks rated as NO GO during the previous week's TOCEX.

### 3rd Month

Week 1	Cell/Staff/Section Training (1)
Week 2	TEWT (1)
Week 3	Cell/Staff/Section Training (1)
Week 4	CPX (2)

### Notes:

1. This TEWT substitutes for performance of the Call/Staff/Section training that would normally be performed this week. Ideally, the TEWT's discussion points and learning objectives would be developed to support/reinforce collective tasks trained in the previous month's Cell/Staff/Section, STAFFEX, or TOCEX training periods. The commander may also structure the TEWT to train staff coordination and integration tasks as key for the upcoming CPX.

2. Substitutes for performance of the STAFFEX normally performed during the month.

As seen in the above, the commander structures his training program using recommended CATS training events, frequencies, and critical gates to support METL training. Weekly or monthly training events can be conducted independently or integrated into other collective training exercises.

In scheduling training, the commander should take maximum advantage of higher headquarters directed events to accomplish recommended CATS training events.

g. Horizontal and Vertical Integration. In executing this training strategy, the commander vertically integrates his training requirements with the battalion's/group's training requirements. Additionally, the company's training strategy is horizontally integrated with other companies in the battalion to ensure combined arms training is effected.

## Appendix B

### Army Universal Task List (AUTL)

**1. DEPLOY/CONDUCT MANEUVER.** The deploy/conduct maneuver task area is the movement of combat forces to achieve a position of advantage with respect to enemy forces. This task area includes the employment of forces on the battlefield in combination with direct fire or fire potential. Indirect fires are included under the "Employ Fires" task area. It also includes the conduct of tactical movement of all types of units, mobility operations, counter-mobility operations, and tactical actions associated with force protection.

**2. DEVELOP INTELLIGENCE.** The develop intelligence task area is the activity to generate knowledge of and products portraying the enemy and environment features required by a commander in planning and conducting operations. It is derived from an analysis of information on the enemy's capabilities, intentions, vulnerabilities, and the environment. This includes the development of tactical intelligence requirements, the planning of collection activities, the collection of relevant information, the processing of that information to include the development of targeting information, and the preparation and dissemination of intelligence.

**3. EMPLOY FIRES.** The employ fires task area encompasses the collective and coordinated use of target-acquisition data, indirect-fire weapons, fixed-wing aircraft, offensive information operations, and other lethal and non-lethal means against targets located throughout an area of operations. The essential features of the employ fires task area are the acquiring and processing of tactical targets and the employment of fire support. Note: The acquisition and attack of aerial targets are addressed in "Protect the Force" task area.

**4. PERFORM CSS (COMBAT SERVICE SUPPORT) AND SUSTAINMENT.** The perform CSS and sustainment task area is the support and service provided to sustain forces in an area of operations during war and during stability operations and support operations. This tactical task area involves the provision of supply, maintenance, transportation, CHS, personnel, legal, finance, religious, public affairs, contracting, distribution management, and field and other service support (such as general engineering support) required to sustain an operating force in an area of operations that may be joint, multinational, interagency, or a combination of these forces. Combat service support may be required to support contractors, civilians (such as refugees and disaster victims), or members of other governmental and non-governmental agencies. It includes civil-military operations.

**5. EXERCISE COMMAND AND CONTROL (C2).** The exercise C2 task area is the exercise and direction by a properly designated commander over assigned and available forces in the accomplishment of the mission. C2 tasks are performed through an arrangement of personnel, information management, procedures, and equipment and facilities employed by a commander in planning, preparing for, executing, and assessing the conduct of operations to accomplish the mission. It includes the acquisition and management of information, the maintenance of situational understanding, the conduct of situational estimates to determine actions, applying risk management, and the direction and leading of subordinate forces.

**6. PROTECT THE FORCE.** The “protect the force” task area is the protection of the tactical force's fighting potential so it can be applied at the appropriate time and place. It includes those measures the force takes to remain viable and functional by protecting itself from the effects of (or recovery from) enemy activities. Those active and passive measures encompass the following:

- a. Conduct air/missile defense.
- b. Protect against enemy hazards within the AO.
- c. Conduct local security operations.
- d. Conduct defensive information operations.

**GLOSSARY**

- Numbers -

1SG First Sergeant (E8)

- A -

AACG	Arrival Airfield Control Group
AAR	After Action Review
ABCS	Army Battle Command System
AC	Active Component
AD	Active Duty
ADC	Area Damage Control
AFFS	Army Field Feeding System
AM	Amplitude Modulation
AMSA	Army Maintenance Support Activity
AMSS	Army Materiel Status System
AO	Area of Operations
AOE	Army Of Excellence
APOD	Aerial Port Of Debarkation
APOE	Aerial Port Of Embarkation
AR	Army Regulation Armor
ARTEP	Army Training and Evaluation Program
Arty	Artillery
A/SPOE	Aerial/Sea Port of Embarkation
ASAT	Automated Systems Approach to Training
ASL	Authorized Stockage List
ASP	Ammunition Supply Point
ATP	Ammunition Transfer Point
ATWESS	Antitank Weapon Effect Signature Simulator
AUEL	Automated Unit Equipment List

- B -

B	Bulk
BBPCT	Blocking, Bracing, Packing, Crating and Tiedown
BCOC	Base Cluster Operations Center
BDAR	Battle Damage Assessment and Repair
BF	Battle Fatigue
BFACS	Battlefield Functional Area Control System
BOS	Battlefield Operating System
BSC	Base Support Company



- C -

C2	Command and Control
C3CM	Command, Control, Communications Countermeasures
CAS	Close Air Support
CATS	Combined Arms Training Strategy
CDR	Commander
CFX	Command Field Exercise
CHS	Combat Health Services
CO	Company
	Commanding Officer
COA	Course of Action
COMEX	Communications Exercise
COMSEC	Communication Security
CONPLAN	Contingency Plan
CONUS	Continental United States
COOP	Continuity of Operations Plan
COSCOM	Corps Support Command
CP	Command Post
CPT	Captain
CPX	Command Post Exercise
CQ	Charge of Quarters
CRT	Combat Repair Team
CSS	Combat Service Support
CSSCS	Combat Service Support Control System
CTA	Common Table of Allowances
CTCP	Combat Trains Command Post

- D -

DACG	Departure Airfield Control Group
DE	Directed Energy
DEL	Deployment Equipment List
DEPEX	Deployment Exercise
DISCOM	Division Support Command
DMS	Distribution Management Section
DOD	Department of Defense
DODAAC	Department of Defense Activity Address Code
DS	Direct Support
DVE	Driver Vision Equipment
DZ	Drop Zone

## - E -

E8	Master Sergeant
E9	Sergeant Major/Command Sergeant Major
Ea	Each
ECS	Equipment Concentration Site
ECCM	Electronic Counter Countermeasures
ELSEC	Electronic Security
EOD	Explosive Ordnance Disposal
EP	Electronic Protection
EPW	Enemy Prisoner of War
ERT	Equipment Reception Team
ETA	Estimated Time of Arrival
ETM	Electronic Technical Manual
EW	Electronic Warfare

## - F -

F	Fahrenheit
FAD	Force Activity Designator
FASCAM	Family of Scatterable Mines
FBCB2	Force XXI Battle Command, Brigade and Below
FM	Field Manual
	Frequency Modulation
FNS	Foreign Nation Support
FRAGO	Fragmentary Order
FSB	Forward Support Battalion
FSC	Forward Support Company
FST	Field Sanitation Team
FTX	Field Training Exercise

## - G -

GS	General Support
----	-----------------

## - H -

HAZMAT	Hazardous Materials
HHC	Headquarters and Headquarters Company
HN	Host Nation
HQ	Headquarters
hr(s)	Hour(s)

- I -

IAW	In Accordance With
IEW	Intelligence and Electronic Warfare
INTSUM	Intelligence Summary
ITO	Installation Transportation Officer/Office
ITV	In-Transit Visibility

- K -

KCLFF	Kitchen, Company Level, Field Feeding
KIA	Killed In Action

- L -

LAW	Light Antitank Weapon
LCX	Logistical Coordination Exercise
LOC	Lines of Communication
	Logistics Operations Center
LOD	Line of Duty
LOG	Logistics
LOGPAC	Logistics Package
LOGSITREP	Logistics Situation Report
LP	Listening Post
LRP	Logistics Release Point
LRU	Line Replaceable Unit
LT	Lieutenant
LTA	Local Training Area
LTC	Lieutenant Colonel
LZ	Landing Zone

- M -

MA	Marshalling Area
	Mortuary Affairs
MACOM	Major Army Command
Maint	Maintenance
MAPEX	Map Exercise
MAJ	Major
MCA	Movement Control Agency
MCO	Maintenance Control Officer
MCS	Maintenance Control Section
	Maneuver Control System
MCSR	Materiel Condition Status Report
MCT	Movement Control Team
MCX	Maneuver Coordination Exercise

METL	Mission Essential Task List
METT-TC	Mission, Enemy, Terrain, Troops, Time Available, and Civilian Considerations
MG	Machine Gun
MHE	Material Handling Equipment
MIA	Missing In Action
MIJI	Meaconing, Intrusion, Jamming, and Interference
MIL	Master Incident List
MILES	Multiple Integrated Laser Engagement Simulation
Min	minute
MKT	Mobile Kitchen Trailer
mm	millimeter
MMC	Materiel Management Center
MOBPLAN	Mobilization Plan
MOC	Medical Operations Center
MOPP	Mission Oriented Protective Posture
MOS	Military Occupational Specialty
MOUT	Military Operations in Urban Terrain
MP	Military Police
MQS	Military Qualification Standards
MROCS	Materiel Release Order Control System
MSE	Mobile Subscriber Equipment
MSR	Main Supply Route
MST	Maintenance Support Team
MTP	Mission Training Plan
MTS	Movement Tracking System
MX	Mechanized

- N -

NBC	Nuclear, Biological, Chemical
NCO	Noncommissioned Officer
NCOIC	Noncommissioned Officer In Charge
NLT	Not Later Than

- O -

OC	Observer/ Controller
OCONUS	Outside the Continental United States
OEG	Operational Exposure Guidance
OIC	Officer In Charge
OP	Observation Post
OPCON	Operational Control
OPFOR	Opposing Forces
OPLAN	Operations Plan
OPLOGPLN	Operations Logistics Planner

OPORD	Operations Order
OPSEC	Operational Security
OPTEMPO	Operational Tempo
ORF	Operational Readiness Float

- P -

PAC	Personnel and Administrative Center
Pam	Pamphlet
PAO	Public Affairs Office/Officer
PERSTAT	Personnel Status Report
PEWS	Platoon Early Warning System
PIR	Priority Intelligence Requirements
	Personnel Information Roster
PKG	Packaged
PL	Platoon Leader
PLL	Prescribed Load List
PLS	Palletized Loading System
Plt	Platoon
PMCS	Preventative Maintenance Checks and Services
PMCT	Port Movement Control Team
PMO	Provost Marshall Office
POC	Point Of Contact
POL	Petroleum, Oil, and Lubricants
POM	Preparation for Overseas Movement
POV	Privately Owned Vehicle
PREPO	Pre-positioned
PSA	Port Support Activity
PSG	Platoon Sergeant
psi	pounds per square inch
PSR	Personnel Status report
PZ	Pickup Zone

- R -

RAA	Redeployment Assembly Area
RC	Reserve Component
RDF	Rapid Deployment Force
rds	rounds
RF	Radio Frequency
RF/AIT	Radio Frequency/Automatic Identification Technology
RP	Release Point
RSOI	Reception, Staging, Onward Movement, and Integration
RSOP	Redeployment Standing Operating Procedures
RWI	Radio and Wire Integration

- S -

S1	Adjutant / Personnel Officer
S2	Intelligence Officer
S2/S3	Intelligence and Operations Officer
S3	Operations and Training Officer
S4	Supply Officer
S6	Communication/Electronics Officer
SALUTE	Size, Activity, Location, Unit, Time, and Equipment
S&T	Supply and Transport
SA	Situational Awareness
	Staging Area
SAMS-1	Standard Army Maintenance System-1
SARSS-O	Standard Army Retail Supply System-Objective
SARSS-1	Standard Army Retail Supply System-1
SARRS-2	Standard Army Retail Supply System-2
SATS	Standard Army Training System
SAW	Squad Automatic Weapon
SGT	Sergeant
SHELLREP	Shelling Report
SITMAP	Situation Map
SITREP	Situation Report
SJA	Staff Judge Advocate
SM	Soldier's Manual
SMCT	Soldier's Manuals Of Common Tasks
SOI	Signal Operating Procedures
SOO	Support Operations Officer
SOP	Standing Operating Procedures
SP	Start Point
SPOD	Seaport Of Debarkation
cellx9468SPOE	
Seaport Of Embarkation	
SPOTREP	Spot Report
SRP	Soldier Readiness Processing
SSA	Supply Support Activity
SSI	Standing Signal Instruction
STAMIS	Standard Army Management Information System
STB	Super Tropical Bleach
STP	Soldier Training Publication
STRAC	Standards In Training Commission
STX	Situational Training Exercise

- T -

T&EO	Task And Evaluation Outline
TAA	Tactical Assembly Area
TADSS	Training Aids, Devices, Simulators, and Simulations
TALCE	Tanker Airlift Control Element
TAV	Total Asset Visibility
TB	Technical Bulletin
TC	Training Circular
TC-ACCIS	Transportation Coordinators' Automated Command and Control Information System
TCF	Tactical Combat Force
TEWT	Tactical Exercise Without Troops
TEXMIS	Training Module Executive Management Information System
TF	Task Force
TFSA	Task Force Support Area
TG	Trainer's Guide
TM	Technical Manual
TMCA	Theater Movement Control Agency
Tng	Training
TOCEX	Tactical Operations Center Exercise
TOE	Table of Organization and Equipment
TTP	Tactics, Techniques and Procedures
TRADOC	(US Army) Training and Doctrine Command
TSOP	Tactical Standing Operating Procedures
TSC	Theater Support Command
TSB	Theater Support Base

- U -

UBL	Unit Basic Load
UCMJ	Uniform Code of Military Justice
ULLS-G	Unit Level Logistics System - Ground
ULLS-S4	Unit Level Logistics System- S4
UMC	Unit Movement Coordinator
	Unit Movement Code
UMO	Unit Movement Officer
UPW	Unit Proficiency Worksheet
USCS	United States Custom Service
USDA	United States Department of Agriculture
USR	Unit Status Report

- V -

VM	Velocity Management
----	---------------------

- W -

WIA                      Wounded in Action  
wpn                      Weapon

- X -

XO                      Executive Officer



## REFERENCES

### Required Publications

Required publications are sources that users must read in order to understand or to comply with this publication.

#### Army Correspondence Course Program Subcourses

EN5259	Diesel Fuel Systems
EN5260	Hydraulic Systems
OD0010	Electrical System Component Repair
OD0011	Chassis Components Repair
OD0455	Introduction to Simplified Test Equipment/Internal Combustion Engines (STE/ICE)
OD0461	Direct Support Electrical System Test Set (DSESTS-M1/FVS)
OD0469	M2/M3 Bradley Fighting Vehicle Armament
OD0470	Principles of Electrical Systems - M1 Tank
OD0475	Principles of Hydraulics - M1 Tank
OD0477	Principles of Brake System and Parking System - M1 Tank
OD0486	AGT 1500 C Turbine Engine & Principles of the Cooling System - M1 Tank
OD0488	Troubleshooting the Fuel System of the M1 Tank
OD0961	Maintenance Management (Staff Level), II
OD0962	Maintenance Management (Company Level)
OD1001	Wheeled Vehicle Engines
OD1002	Wheeled Vehicle Electrical Systems (Part I)
OD1003	Wheeled Vehicle Electrical Systems (Part II)
OD1004	Wheeled Vehicle Fuel and Exhaust Systems
OD1005	Wheeled Vehicle Clutches, Transmissions, and Transfers
OD1006	Wheeled Vehicle Drive Lines, Axles, and Suspension Systems
OD1007	Wheeled Vehicle Steering Systems
OD1008	Wheeled Vehicle Brake Systems
OD1009	Maintenance Procedures
OD1601	Maintenance of the M113A1/A2 Personnel Carrier
OD1605	M2/M3 Bradley Fighting Vehicle: Steering System
OD1615	Introduction to High Mobility Multipurpose Wheeled Vehicle (HMMWV)

OD1616 Troubleshooting the High Mobility Multipurpose Wheeled Vehicle (HMMWV)  
OD1620 Principles of Gasoline and Diesel Fuel Systems

**Army Regulations**

AR 190-13 The Army Physical Security Program (This Item is Included on EM 0001). 30 September 1993  
AR 220-1 Unit Status Reporting (This Item is Included on EM 0001) 1 September 1997  
AR 220-10 Preparation for Oversea Movement of Units (POM) 15 June 1973  
AR 350-41 Training in Units (This Item is Included on EM 0001) 19 March 1993  
AR 380-19 Information Systems Security (This Item is Included on EM 0001) 27 February 1998  
AR 380-19-1 (C) Control of Compromising Emanations (U) 17 September 1990  
AR 380-40 (O) Policy for Safeguarding and Controlling Communications Security (COMSEC) Material (U) 30 June 2000  
AR 380-5 Department of the Army Information Security Program (This Item is Included on EM 0001) 29 September 2000  
AR 40-5 Preventive Medicine (This Item is Included on EM 0001) 15 October 1990  
AR 40-66 Medical Record Administration and Health Care Documentation (This Item is Included on EM 0001) 3 May 1999  
AR 530-1 Operations Security (OPSEC) 3 March 1995  
AR 600-8-1 Army Casualty Operations/Assistance/Insurance 20 October 1994  
AR 600-8-104 Military Personnel Information Management/Records 27 April 1992  
AR 600-8-19 Enlisted Promotions and Reductions (This Item is Included on EM 0001) 2 October 2000  
AR 600-8-2 Suspension of Favorable Personnel Actions (FLAGS) (This Item is Included on EM 0001) 30 October 1987  
AR 600-8-22 Military Awards (This Item is Included on EM 0001) 25 February 1995  
AR 600-8-24 Officer Transfers and Discharges (included on EM 0001) 21 July 1995  
AR 700-138 Army Logistics Readiness and Sustainability (This Item is Included on EM 0001) 16 September 1997

AR 700-84	Issue and Sale of Personal Clothing (Included on EM 0001) 15 May 1983
AR 710-2	Inventory Management Supply Policy Below the Wholesale Level (This Item is on EM 0001) 31 October 1997
AR 735-5	Policies and Procedures for Property Accountability (This Item is Included on EM 0001) 10 June 2002
AR 750-1	Army Materiel Maintenance Policy and Retail Maintenance Operations (This Item is Included on EM 0001) 1 August 1994

### **Department of Army Pamphlets**

DA PAM 385-1	Small Unit Safety Officer/NCO Guide 29 November 2002
DA PAM 710-2-1	Using Unit Supply System (Manual Procedures) (Standalone Pub) (This Item is on EM 0001) 31 December 1997
DA PAM 710-2-2	Supply Support Activity Supply System: Manual Procedures (This Item is on EM 0001) 30 September 1998
DA PAM 738-750	Functional Users Manual for The Army Maintenance Management System (TAMMS) (This Item is Included on EM 0001) 1 August 1994
DA PAM 750-1	Leader's Unit Level Maintenance Handbook (This Item is Included on EM 0001) 15 February 1994
DA PAM 750-35	Guide for Motor Pool Operations (This Item is Included on EM 0001) 1 August 1994

### **Department of Army Visual Information Production and Distribution Program**

610-091-0018-B	Servicing the Rough Terrain Forklift Brake System Accumulator
610-091-0110-B	Introduction to CD850 Transmission
610-091-0113-B	CD 850 Transmission Bank and Adjustment
610-091-0117-B	TX100-1 Transmission Linkage and Adjustment
610-091-0118-B	TX100 Transmission Linkage and APC's
610-091-0569-B	Using STE/IC System of Detroit Diesel Engine
610-091-0575-B	Personnel Heater Testing
610-091-0907-B	Bleeding Service Brake System on M35 Series Truck
610-091-0949-B	6,000-LB Rough-Terrain Forklift-PM Checks and Services (Engine Cooling Systems and Associated Components)

610-091-0950-B	6000,L6 Rough-Terrain Forklift-PM Checks and Services (Hydraulic System)
610-091-0951-B	6,000-LB Rough-Terrain Forklift-PM Checks and Services (Engine Lubrication and Fuel System)
610-091-0952-B	6000LB Rough Terrain Forklift-PM Checks and Services (Transmission Transfer)
620-051-0100-B	Gas Turbine Engines - Care and Handling
690-091-0379-B	ABC's of Diesel Engines
MF 46-5315	T53-L-13 Gas Turbine Engine
MF 46-5527	Foreign Object Damage Prevention-Turbine Engines

**Department of Defense Publications**

DODD 5030.49	Customs Inspection (Reprinted W/Basic Incl C1) 27 May 1977
DOD MFFIMS	Mortuary Affairs Users Guide 18 March 1994

**Field Manuals**

FM 5-19	Risk Management
FM 3-35	Mobilization, Deployment, Redeployment, Demobilization
FM 5-0	Staff Organization and Operations
FM 4-20-2	Basic Doctrine for Army Field Feeding and Class 1 Operations Management
FM 4-20.51	Commander's Guide to Food Service Operations
FM 4-20.02	Tactics, Techniques, and Procedures for Quartermaster General Support Supply Operations
FM 4-20.03	Tactics, Techniques and Procedures for Quartermaster Direct Support Supply and Field Service Operations
FM 4-20.04	Tactics, Techniques and Procedures for Quartermaster Headquarters Operations
FM 4-20.05	Organizational Supply and Services for Unit Leaders
FM 4-20.197	Multi-service Helicopter Sling Load: Basic Operations and Equipment (MCRP 4-23E, VOL 1; NMP 3-04.11; AFJMAN 11-223, VOL 1; COMDTINST M13482.2A)
FM 4-20.198	Multi-service Helicopter Sling Load: Single-Point Load Rigging Procedures (AFJMAN 11-223, VOL II; COMDTINST M13482.3A; MCRP 4-23E, VOL II; NWP 3-04.12)
FM 4-20.199	Multi-service Helicopter Sling Load and Dual Point Load Rigging Procedures
FM 4-20.107	Airdrop Derigging and Recovery Procedures TO 13C7-1-10

FM 11-32	Combat Net Radio Operations 15 October 1990
FM 1-0	Personnel Doctrine
FM 3-58.1	Camouflage, Concealment, and Decoys
FM 4-25.10	Field Hygiene and Sanitation
FM 4-25.11	First Aid for Soldiers
FM 4-30.11	Unexploded Ordnance (UXO) Procedures (FMFM 13-8-1)
FM 3-21.75	Combat Skills of the Soldier
FM 4-02.22	Leaders' Manual for Combat Stress Control
FM 24-16	Communications-Electronics Operations, Orders, Records, and Reports 7 April 1978
FM 24-17	Tactical Records Traffic System (TRTS) 17 September 1991
FM 24-18	Tactical Single-Channel Radio Communications Techniques 30 September 1987
FM 24-19	Radio Operator's Handbook 24 May 1991
FM 24-22	Communications-Electronics Management System (CEMS) 30 June 1977
FM 24-33	Communications Techniques: Electronic Counter-Countermeasures 17 July 1990
FM 24-35	(O) Signal Operation Instructions "The SOI" 26 October 1990
FM 24-35-1	(O) Signal Supplemental Instructions 2 October 1990
FM 3-11	Chemical Operations Principles and Fundamentals (MCWP 3-3.7.1)
FM 4-04.4	Environmental Considerations in Military Operations [MCRP 4-11B] 1 May 2001
FM 3-19.30	Physical Security (This Item is Included on EM 0028) 8 January 2001
FM 3-19.40	Military Policy Internment/Resettlement Operations 1 August 2001
FM 3-22.26	Map Reading and Land Navigation 20 July 2001
FM 3-3	Chemical and Biological Contamination Avoidance (FMFM 11-17) 29 September 1994
FM 3-11.4	NBC Protection (FMFM 11-9)
FM 2-22.4	Technical Intelligence
FM 311.5	NBC Decontamination MCWP 3-37.3
FM 4-25.12	Unit Field Sanitation Team 25 January 2002
FM 4-30.3	Maintenance Operations and Procedures 1 September 2000
FM 3-01.8	Combined Arms for the Air Defense

FM 3-01.80	Visual Aircraft Recognition
FM 3-34.112	Survivability
FM 4-01.30	Movement Control
FM 4-01.40	Army Motor Transport Units and Operations 15 September 1999
FM 4-01.011	Strategic Deployment
FM 4-01.1	Unit Air Movement Planning
FM 3-31.8	Pathfinder Operations
FM 6-22.5	Combat Stress (MCRP 6-11C; NTTP 1-15M) 23 June 2000
FM 4-93.2	Division Support Command, Armored, Infantry, and Mechanized Infantry Divisions
FM 4-93.20	Forward Support Battalion
FM 4-93.21	Main Support Battalion
FM 4-93.25	Division Support Command Light Infantry, Airborne, and Air Assault Divisions
FM 9-93.3	Corps Support Command
FM 7-10	The Infantry Rifle Company 14 December 1990
FM 4-02	Health Service Support in a Theater of Operations
FM 4-02.2	Medical Evacuation in a Theater of Operations, Tactics, Techniques and Procedures 14 April 2000
FM 4-02.7	Health Service Support in a Nuclear, Biological, and Chemical Environment
FM 4-02.285	Treatment of Chemical Agent Casualties and Conventional Military Chemical Injuries NAVMED P- 5041; AFJMAN 44-149; FMFM 11-11 (This Item is Included on EM 0028)
FM 4-02.55	Planning for Health Service Support

### **Joint Publications**

FM 4-20.64	Mortuary Affairs Operations
JTTP 4-06	Joint Tactics, Techniques, and Procedures for Mortuary Affairs in Joint Operations 28 August 1996

### **Other Product Types**

610-091-6263J	Inspect Fuel System of Detroit Diesel Engine
610-63B30-RC	Light-Wheel Vehicle Mechanic (BNCOC)
DOD DIR 4500.9	Transportation and Traffic Management 26 January 1989
DVC 17-68/5	M1 Turbine Engine Maintenance Trainer
DVC 55-18	Diesel Engine Simulator, Model # MTS-1210

ENG 051-397	Hydraulic Systems: Light Tracked Vehicle Transmissions.
SC 4910-95-A31	Sets, Kits, and Outfits, Shop Equipment, Automotive Maintenance and Repair for Field Maintenance, Basic, Less Power
SC 4910-95-A62	Sets, Kits, Outfits, and Tools, Shop Equipment, Automotive Maintenance and Repair: Field Maintenance, Supplemental No 1, Less Power and Shop Equipment, Automotive Maintenance and Repair: Field Maintenance, Supplemental No 1 Map Only
SC 4910-95-A63	Sets, Kits, Outfits, and Tools, Shop Equipment, Automotive Maintenance and Repair: Field Maintenance, Supplemental Set No 2, Less Power and Shop Equipment, Automotive Maintenance and Repair: Field Maintenance, Supplemental Set No 2 Map Only
SERIES STP 1 TRADOC PAM 525-6	SERIES Maintain TAMMS Records and Reports Operations Security - Doctrinal Guidelines for Tactical Units and Trainers

### **Soldier Training Publications**

STP 10-92Y1-SM	Soldier's Manual, MOS 92Y, Unit Supply Specialist, Skill Level ½
STP 10-92Y24-SM-TG	Soldier's Manual and Trainer's Guide for Unit Supply Specialist, MOS 92Y, Skill Levels 2, 3, and 4 23 February 1994
STP 21-1-SMCT	Soldier's Manual Of Common Tasks Skill Level 1 1 October 1994
STP 21-24-SMCT	Soldier's Manual Of Common Tasks (SMCT) Skill Level 2-4 1 October 1992
STP 9-44E14-SM-TG	Soldier's Manual and Trainer's Guide, MOS 44E, Machinist, Skill Levels 1/2/3/4 22 March 2001
STP 9-45K14-SM-TG	Soldier's Manual and Trainer's Guide, MOS 45K, Tank Turret Repairer, Skill Levels 1/2/3/4 19 September 2001
STP 9-63A14-SM-TG	Soldier's Manual and Trainer's Guide, MOS 63A, ABRAMS Tank System Maintainer 25 March 2001
STP 9-63B14-SM-TG	Light Wheeled Vehicle Mechanic 23 June 2001

ARTEP 43-888-30-MTP

STP 9-63H14-SM-TG Soldier's Manual and Trainer's Guide for MOS 63H, Track Vehicle Repairer 23 March 2001

STP 9-63Z5-SM-TG Soldier's Manual and Trainer's Guide, MOS 63Z, Mechanical Maintenance Supervisor, Skill Level 5 30 October 1989

STP 9-91BCII-MQS Military Qualification Standards II, Materiel Maintenance Management 91B and 91C, Company Grade Officer's Manual 19 June 1991

### **Technical Manuals**

TM 38-250 Preparing Hazardous Materials for Military Air Shipments (AFJM 24-204; NAVSUP Pub 505; MCO P4030.19G; DLAI 4145.3) 11 December 2001

TM 55-2200-001-12 Transportability Guidance for Application of Blocking, Bracing, and Tie-Down Materials for Rail Transport 31 May 1978

TM 750-245-4 Direct Support and General Support for Quality Control Inspector's Inspection Criteria (This Item is Included on EM 0178) 25 January 1971

TM 9-2330-202-14&P Operator's, Unit, Direct Support, and General Support Maintenance Manual (Including Repair Parts and Special Tools Lists) for Trailer, Cargo: 3/4 Ton, 2-Wheel M101A2 (NSN 2330-01-102-4697) M101A3 (2330-01-372-5641) Trailer, Chassis 12 May 1997

TM 9-2330-210-14&P Operator's, Unit, Direct, and General Support Maintenance Manual for Trailer, Stake, 6-Ton, 2-Wheel, M118A1 and Semi-trailer, Van, 6-Ton, M119A1 Includes Parts and Special Tools List 6 February 1986

TM 9-2330-211-14&P Operator's, Unit, Direct Support and General Support Maintenance Manual (Including Repair Parts and Special Tools List) For Semi-trailer, Lowbed: 25-Ton, 4-Wheel, M172A1 (NSN 2330-00-317-6448) 17 June 1999

TM 9-2330-213-14&P Operator's, Unit, Direct, and General Support Maintenance Manual for Trailer, Tank, Water, 1 1/2-Ton, 2-Wheel, 400-Gallon, M107A1, M107A2, M105, M105A1/A2 Includes Parts and Special Tools List 5 November 1991

TM 9-2330-227-14&P Operator's, Unit, Direct, and General Support Maintenance Manual for Semi-trailer, Van, 6-Ton, Shop, 2-Wheel, M146 and M146C Includes Parts and Special Tools List 11 June 1985



- TM 9-2330-231-14&P Operator's, Unit, Direct, and General Support Maintenance Manual for Trailer, Ammunition/General Cargo Includes Parts and Special Tools List 20 September 1994
- TM 9-2330-241-14&P Operator's, Unit, Direct, and General Support Maintenance Manual for Trailer, Flat-Bed, 10-Ton, 4-Wheel, M345 Includes Parts and Special Tools List 22 April 1994
- TM 9-2330-247-14&P Operator's, Unit, Direct, and General Support Maintenance Manual for Trailer, Chassis, 3 1/2-Ton, 2-Wheel, M353 Includes Parts and Special Tools List 23 March 1992
- TM 9-2330-251-14&P Operator's, Organizational, Direct Support, and General Support Maintenance Manual for Trailer, Cargo, 1/4-Ton, M400-Series Includes Parts and Special Tools List 4 September 1992
- TM 9-2330-267-14&P Operator's, Organizational, Direct Support, and General Support Maintenance Manual (Including Repair Parts and Special Tools List) for Trailer, Tank, Water, 400-Gallons, 1 1/2-Ton, 2-Wheel, M149 (NSN 2330-00-542-2039) M149A1 30 July 1991
- TM 9-2330-356-14 Operator's Unit, Direct Support, and General Support Maintenance Manual for Semi-trailer, Tank: 5,000 Gallon, Bulk Haul, Self-Load/Unload M 967 (NSN 2330-01-050-5632) M967A1 (2330-01-155-0046) Semi-trailer, Tank: 5,000 Gallon, Fuel Dispensing 26 October 1990
- TM 9-2330-371-14&P Operator's, Organizational, Direct Support, and General Support Maintenance Manual for Semi-trailer, Low-Bed, 12-Ton, 4-Wheel, M270A1 Includes Parts and Special Tools List 17 December 1984
- TM 9-243 Use And Care of Hand Tools And Measuring Tools [M6290-AJ-MAN-010; To 32-1-101; TM-10209-10/1] (Reprinted W/Basic InclC1-2) (This Item is Included on EM 0178) 7 August 1997

### **Training Circulars**

- TC 24-20 Tactical Wire and Cable Techniques 3 October 1988
- TC 43-4 Commander's and Shop Officer's Guide for Support Maintenance Management 8 May 1996

## **Related Publications**

Related publications are sources of additional information. They are not required in order to understand this publication.

### **Army Regulations**

AR 710-2 Inventory Management Supply Policy Below the Wholesale Level (This Item is on EM 0001) 31 October 1997

### **Field Manuals**

FM 3-11.4 NBC Protection (FMFM 11-9)  
FM 3-11.5 NBC Decontamination MCWP 3-37.3  
FM 4-93.2 Division Support Command, Armored, Infantry, and Mechanized Infantry Divisions  
FM 4-93.20 Forward Support Battalion  
FM 4.93.21 Main Support Battalion

### **Technical Manuals**

TM 750-244-2 Procedures for Destruction of Electronics Materiel to Prevent Enemy Use (Electronics Command) 14 March 1972  
TM 750-244-6 Procedures for Destruction of Tank-Automotive Equipment to Prevent Enemy Use (U.S. Army Tank-Automotive Command) 3 October 1972  
TM 750-244-7 Procedures for Destruction of Equipment in Federal Supply Class 1000, 1005, 1010, 1015, 1020, 1025, 1030, 1055, 1090, and 1095 to Prevent Enemy Use 18 June 1970

**QUESTIONNAIRE**  
**MISSION TRAINING PLAN USER FEEDBACK**

MTP NUMBER: \_\_\_\_\_ DATE: \_\_\_\_\_

MTP TITLE: \_\_\_\_\_

Request your recommendations to improve this training publication. To make it easier to make recommendations, a standard questionnaire has been provided for your use. Please answer all questions frankly and mail to: Commander, U.S. Army Combined Arms Support Command, 401 1st Street, Suite 235, ATTN: ATCL-AO, Fort Lee, Virginia 23801

THE FOLLOWING QUESTIONS PERTAIN TO YOU.

1. What is your duty position (CDR, XO, Plt Ldr, Plt Sgt, Section Chief, Section NCOIC, etc.)? \_\_\_\_\_
2. How long have you served in this position? \_\_\_\_\_
3. How long have you served in this unit? \_\_\_\_\_
4. What is your component?      A. AC      B. RC
5. What is your unit?      A. CONUS      B. USAREUR  
   C. USARPAC      D. 8TH USA  
   E. Other (specify) \_\_\_\_\_

THE FOLLOWING QUESTIONS ARE ABOUT THE MTP IN GERNERAL.

6. How do you feel this document has affected training in your unit when compared to other training products?
  - A. Has made training worse. \_\_\_\_\_  
\_\_\_\_\_
  - B. Has made training better. \_\_\_\_\_  
\_\_\_\_\_
  - C. Has had no effect on training. \_\_\_\_\_  
\_\_\_\_\_

- D. Do not know or do not have an opinion. \_\_\_\_\_  
\_\_\_\_\_
7. How easy is this product to use compared to other training products?
- A. More difficult. \_\_\_\_\_  
\_\_\_\_\_
- B. Easier. \_\_\_\_\_  
\_\_\_\_\_
- C. About the same. \_\_\_\_\_  
\_\_\_\_\_
- D. Do not know or do not have an opinion. \_\_\_\_\_  
\_\_\_\_\_
8. What part of the MTP was least useful?
- A. Chapter 1, Unit Training. \_\_\_\_\_  
\_\_\_\_\_
- B. Chapter 2, Training Matrix. \_\_\_\_\_  
\_\_\_\_\_
- C. Chapter 3, Mission Outlines. \_\_\_\_\_  
\_\_\_\_\_
- D. Chapter 4, Training Exercises. \_\_\_\_\_  
\_\_\_\_\_
- E. Chapter 5, Training and Evaluation Outlines. \_\_\_\_\_  
\_\_\_\_\_
- F. Chapter 6, External Evaluation. \_\_\_\_\_  
\_\_\_\_\_
- G. Do not know or do not have an opinion. \_\_\_\_\_  
\_\_\_\_\_
9. What part of the MTP was most useful?
- A. Chapter 1, Unit Training. \_\_\_\_\_  
\_\_\_\_\_
- B. Chapter 2, Training Matrix. \_\_\_\_\_  
\_\_\_\_\_
- C. Chapter 3, Mission Outlines. \_\_\_\_\_  
\_\_\_\_\_
- D. Chapter 4, Training Exercises. \_\_\_\_\_  
\_\_\_\_\_

- E. Chapter 5, Training and Evaluation Outlines. \_\_\_\_\_  
\_\_\_\_\_
- F. Chapter 6, External Evaluation. \_\_\_\_\_  
\_\_\_\_\_
- G. Do not know or do not have an opinion. \_\_\_\_\_  
\_\_\_\_\_

10. What chapter of the MTP was the most difficult to understand?

- A. Chapter 1, Unit Training. \_\_\_\_\_  
\_\_\_\_\_
- B. Chapter 2, Training Matrix. \_\_\_\_\_  
\_\_\_\_\_
- C. Chapter 3, Mission Outlines. \_\_\_\_\_  
\_\_\_\_\_
- D. Chapter 4, Training Exercises. \_\_\_\_\_  
\_\_\_\_\_
- E. Chapter 5, Training and Evaluation Outlines. \_\_\_\_\_  
\_\_\_\_\_
- F. Chapter 6, External Evaluation. \_\_\_\_\_  
\_\_\_\_\_
- G. Do not know or do not have an opinion. \_\_\_\_\_  
\_\_\_\_\_

11. What was the easiest part of the MTP to understand?

- A. Chapter 1, Unit Training. \_\_\_\_\_  
\_\_\_\_\_
- B. Chapter 2, Training Matrix. \_\_\_\_\_  
\_\_\_\_\_
- C. Chapter 3, Mission Outlines. \_\_\_\_\_  
\_\_\_\_\_
- D. Chapter 4, Training Exercises. \_\_\_\_\_  
\_\_\_\_\_
- E. Chapter 5, Training and Evaluation Outlines. \_\_\_\_\_  
\_\_\_\_\_
- F. Chapter 6, External Evaluation. \_\_\_\_\_  
\_\_\_\_\_
- G. Do not know or do not have an opinion. \_\_\_\_\_  
\_\_\_\_\_

THE FOLLOWING QUESTIONS PERTAIN TO THE TRAINING EXERCISES (STX AND FTX).

12. The exercises are designed to prepare the unit to accomplish its wartime mission. In your opinion, how well did they fulfill their intended purpose?
- A. They did not prepare the unit at all. \_\_\_\_\_  
\_\_\_\_\_
  - B. They helped, but only provided 20% or less of my unit's training requirements.  
\_\_\_\_\_
  - C. They helped, but only provided 21% to 50% of my unit's training requirements.  
\_\_\_\_\_
  - D. They helped, but only provided 51% to 80% of my unit's training requirements.  
\_\_\_\_\_
  - E. They provided 81% or more of my unit's training requirements.  
\_\_\_\_\_
13. Would you recommend that any STX or TX be added or deleted from the MTP (specify FTX or STX)?  
\_\_\_\_\_
14. What was the greatest problem you experienced with the exercises?
- A. Too many pages. \_\_\_\_\_  
\_\_\_\_\_
  - B. Hard to read and understand. \_\_\_\_\_  
\_\_\_\_\_
  - C. Needs more illustrations. \_\_\_\_\_  
\_\_\_\_\_
  - D. Needs more information on how to set up the exercises. \_\_\_\_\_  
\_\_\_\_\_
  - E. Needs more information on leader training. \_\_\_\_\_  
\_\_\_\_\_

\_\_\_\_\_  
F. Needs more information on how to conduct the exercises. \_\_\_\_\_

\_\_\_\_\_  
G. Needs more information on support and resources. \_\_\_\_\_

\_\_\_\_\_  
H. Needs more information on normally attached elements. \_\_\_\_\_

\_\_\_\_\_  
I. Does not interface well with other training products, such as battle drills.

\_\_\_\_\_  
J. Do not know or have no opinion.

\_\_\_\_\_  
15. What was the second greatest problem you experienced with the exercises?

A. Too many pages. \_\_\_\_\_

\_\_\_\_\_  
B. Hard to read and understand. \_\_\_\_\_

\_\_\_\_\_  
C. Needs more illustrations. \_\_\_\_\_

\_\_\_\_\_  
D. Needs more information on how to set up the exercises. \_\_\_\_\_

\_\_\_\_\_  
E. Needs more information on leader training. \_\_\_\_\_

\_\_\_\_\_  
F. Needs more information on how to conduct the exercises. \_\_\_\_\_

\_\_\_\_\_  
G. Needs more information on support and resources. \_\_\_\_\_

\_\_\_\_\_  
H. Needs more information on normally attached elements. \_\_\_\_\_

\_\_\_\_\_  
I. Does not interface well with other training products, such as battle drills.

\_\_\_\_\_  
J. Do not know or have no opinion.

\_\_\_\_\_  
16. How many STX's or FTX's have you trained or participated in personally?

THE FOLLOWING QUESTIONS APPLY TO CHAPTERS 5 AND 6 OF THE MTP.

17. What changes would you make to Chapter 5, Training and Evaluation Outlines?
- A. Leave it out altogether. \_\_\_\_\_  
\_\_\_\_\_
  - B. Clarify how to use this chapter with the training exercises.  
\_\_\_\_\_
  - C. Clarify how to use this chapter with the external evaluation.  
\_\_\_\_\_
  - D. The performance measures are too detailed.  
\_\_\_\_\_
  - E. The performance measures are not detailed enough.  
\_\_\_\_\_
  - F. The performance measures do not adequately address those elements that are normally attached in wartime. \_\_\_\_\_  
\_\_\_\_\_
  - G. Do not change, chapter is fine. \_\_\_\_\_  
\_\_\_\_\_
  - H. Do not know or have no opinion. \_\_\_\_\_  
\_\_\_\_\_
18. What changes would you make to this Chapter 6, External Evaluation?
- A. Leave it out altogether. \_\_\_\_\_  
\_\_\_\_\_
  - B. Clarify how to use this chapter with the training exercises.  
\_\_\_\_\_
  - C. Clarify how to use this chapter with the external evaluation.  
\_\_\_\_\_
  - D. The performance measures are too detailed.  
\_\_\_\_\_
  - E. The performance measures are not detailed enough.  
\_\_\_\_\_
  - F. The performance measures do not adequately address those elements that are normally attached in wartime. \_\_\_\_\_  
\_\_\_\_\_
  - G. Do not change, chapter is fine. \_\_\_\_\_  
\_\_\_\_\_



H. Do not know or have no opinion. \_\_\_\_\_  
\_\_\_\_\_

19. Additional Comments:

\_\_\_\_\_

\_\_\_\_\_

\_\_\_\_\_

\_\_\_\_\_

\_\_\_\_\_

\_\_\_\_\_

\_\_\_\_\_

\_\_\_\_\_

\_\_\_\_\_

\_\_\_\_\_

\_\_\_\_\_

\_\_\_\_\_

\_\_\_\_\_

\_\_\_\_\_

\_\_\_\_\_

\_\_\_\_\_

\_\_\_\_\_

Fold Here

---

DEPARTMENT OF THE ARMY  
Commander  
United States Army Combined Arms Support Command  
ATTN: ATCL-AO  
Fort Lee, Virginia 23801-1511

OFFICIAL BUSINESS

COMMANDER  
United States Army Combined Arms Support Command  
ATTN: ATCL-AO, Training Directorate,  
Ordnance Division


Fort Lee, VA 23801-15110

**ARTEP 43-888-30-MTP**  
**19 DECEMBER 2002**

By Order of the Secretary of the Army:

**ERIC K. SHINSEKI**  
*General, United States Army*  
*Chief of Staff*

Official:



**JOEL B. HUDSON**  
*Administrative Assistant to the*  
*Secretary of the Army*  
0233101

**DISTRIBUTION:**

*Active Army, Army National Guard, and U.S. Army Reserve:* To be distributed in accordance with the initial distribution number 121708, requirements for ARTEP 43-888-30-MTP.